

**Goodhue
County**
MINNESOTA

Court Services

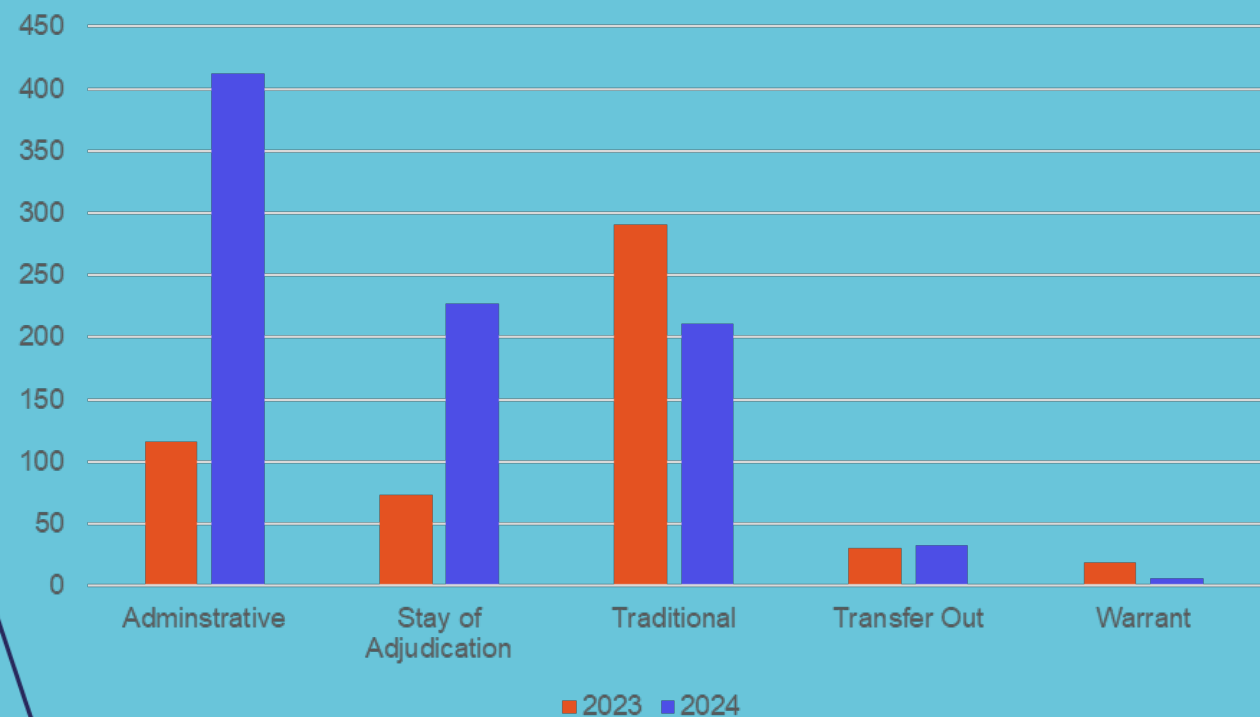
Year End 2024

Adult Statistics

Open Probation Cases

In 2024, Court Services experienced a 68% increase in the number of probation cases opened (529 ➡ 889)

Adult Probation Cases by Type (2023 vs 2024)



The total number of clients processed in 2024 reached 1,780; a 25% increase since 2023.



Agent Caseloads

	January 31	June 30	December 31
Andrea E.	135	121	88
Aric W.	135	134	121
Dan K.	136	115	109
Emily O.			
Pre-Trial	9	12	6
Admin	120	127	105
Traditional	141	142	129
Janet F.	81	94	105
Kate H.			
Petty	76	12	1
Admin	7	2	0
Lindsey F.			
Petty	68	155	164
Admin	88	120	178
Rhonda V.	34	24	20

The American Probation and Parole Association (APPA) recommended standards for adult community supervision caseloads

Case Type	Cases to Staff Ratio
Intensive	20:1
Moderate to High Risk	50:1
Low Risk	200:1
Administrative	No limit suggested

Reduction in caseloads:

- ✦ **Lower arrest rates**
- ✦ **Lower probation violation rates**
- ✦ **Result in fewer average jail days**

Large caseloads and limited resources may cause agents to default to formal revocation, i.e., jail

Caseload Risk Levels

Andrea E.	High	Med	Low	Unclassified
Jan	13	23	27	22
Jun	21	22	31	4
Dec	13	13	20	2

Aric W.	High	Med	Low	Unclassified
Jan	5	56	38	0
Jun	10	53	37	1
Dec	10	43	23	1

Dan K	High	Med	Low	Unclassified
Jan	4	29	18	36
Jun	2	18	8	33
Dec	1	13	10	28

Emily	High	Med	Low	Unclassified	Admin All low risk
Jan	3	30	30	3	92
Jun	2	26	25	12	72
Dec	4	26	12	15	51

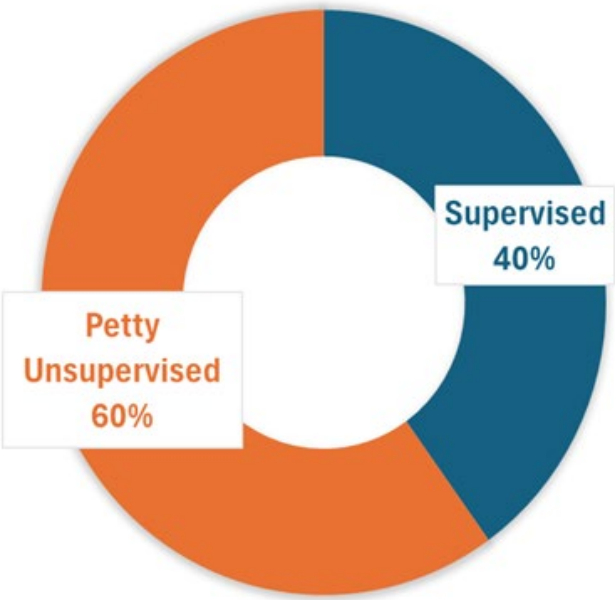
Janet F.	High	Med	Low	Unclassified
Jan	0	13	23	22
Jun	0	23	30	12
Dec	1	28	37	3

Supervision Summary

Supervision Levels

High	42
Medium	56
Low	69
Low Admin	502
Unclassified	40

2024 SUPERVISION TYPES



Offense Severity

Most Common Offense Types

Description	2023			2024			%
	M	F	Total	M	F	Total	Change
Assault	16	8	24	18	8	26	8%
Assault Domestic	27	4	31	38	9	47	52%
Burglary	0	1	1	0	0	0	-100%
Crim Veh Operation-Bodily Harm	2	2	4	2	0	2	-50%
Crimes Against Administration of Justice	7	3	10	9	10	19	90%
Crime Against Family	0	0	0	0	1	1	100%
Crimes Against Government	1	1	2	2	2	4	100%
Criminal Sexual Conduct	1	0	1	1	0	1	0%
Disturbing the Peace/Privacy	23	9	32	37	15	52	63%
Drugs	25	26	51	19	20	39	-24%
DWI	131	53	184	130	136	266	45%
Escape/Flight	0	0	0	1	0	1	100%
Forgery/Counterfeiting	4	3	7	1	2	3	-57%
Harassment/Stalking/Bias	13	3	16	6	2	8	-50%
Obscenity	1	0	1	1	0	1	0%
Property Damage	7	2	9	19	0	19	111%
Stolen Property	4	1	5	3	0	3	-40%
Theft	22	17	39	32	39	71	82%
Theft/Vehicle Related	0	0	0	2	1	3	100%
Traffic/Accident	94	42	136	287	163	450	231%
Weapons	6	0	6	5	1	6	0%
Grand Total	384	175	559	613	409	1022	83%

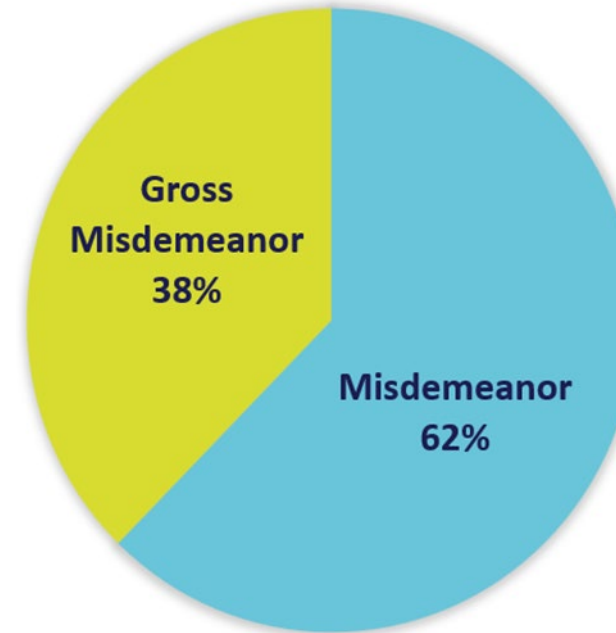
Felony Reduced Cases

Description	2023	2024	% Change
Drug Charges			
1st Degree	1	0	-100%
5th Degree	6	31	417%
5th Degree Amended Down by Statute Change	19	0	-100%
	26	31	19%
Burglary and Theft			
1st-3rd Degree	8	8	0%
Possession of Burglary Tools	1	0	-100%
Theft	5	4	-20%
Motor Vehicle Theft	2	3	50%
Mail Theft	1	0	-100%
	17	15	-12%
Financial Crimes			
Transaction Card Fraud	3	1	-67%
Mail Theft	1	0	-100%
Counterfeiting	0	1	100%
Check Forgery	0	1	100%
	4	3	-25%
Fleeing			
Police in a Motor Vehicle	3	1	-67%
	3	1	-67%
Property Crimes			
Damage to Property	1	4	300%
Receiving Stolen Property	2	2	0%
	3	6	100%
Driving			
Driving While Intoxicated	0	1	100%
	0	1	100%
Person Crimes			
2nd Degree Assault with a Dangerous Weapon	1	3	200%
Assault of a Police Officer	1	4	300%
Criminal Vehicular Operation	2	0	-100%
Threats of Violence	5	4	-20%
Domestic Assault by Strangulation	5	9	80%
Domestic Assault—Violate Order for Protection	1	1	0%
Domestic Assault—Violate Harassment Restraining Order	1	0	-100%
Domestic Assault	0	2	200%
3rd Degree Assault	0	1	100%
	16	24	50%
Weapons			
Carry Pistol w/out permit	0	1	100%
Possess Ammo	0	2	200%
	0	3	300%

Felony Reduced Cases by Year

2023	2024
69	84

COMPLETED PRE-SENTENCE INVESTIGATIONS (2024)



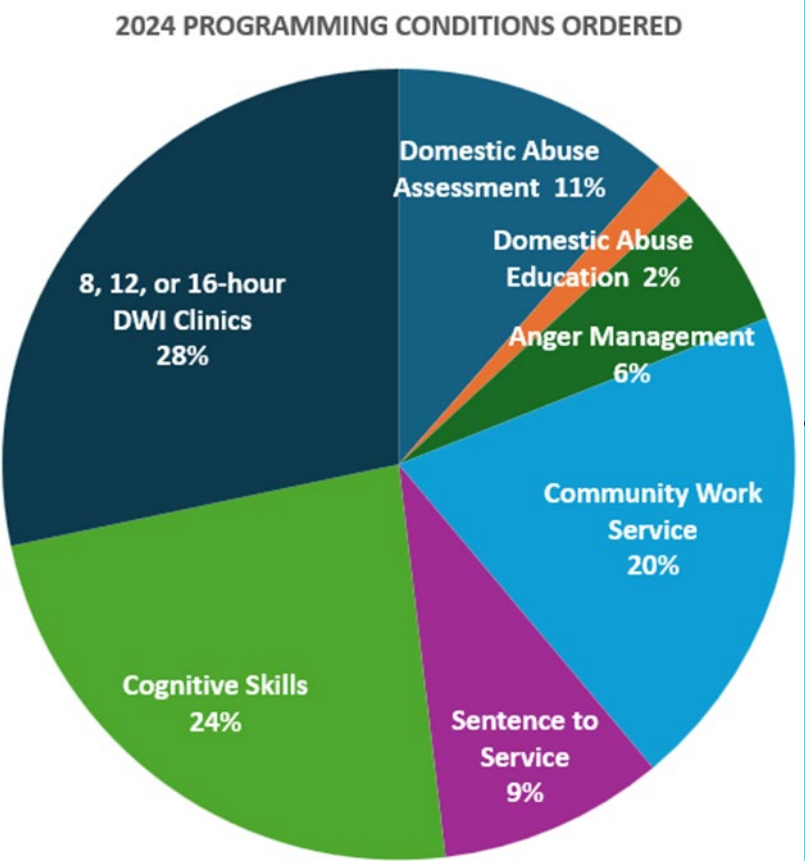
Gender of PSI Clients

Female	21
Male	56

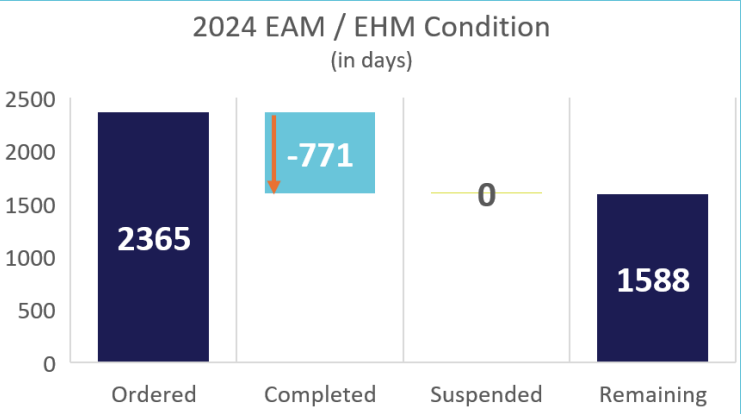
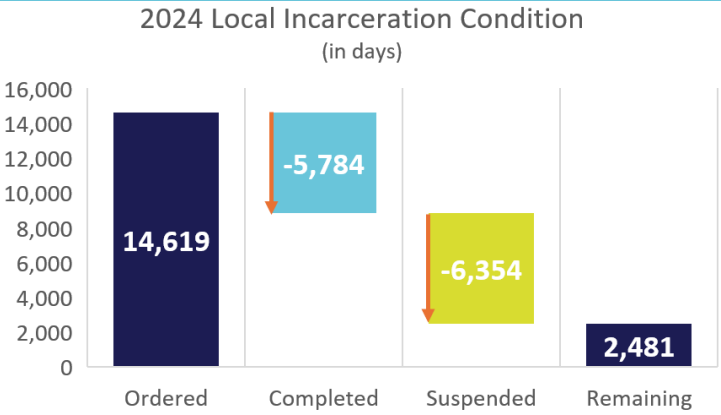
Fee Assessed

		2024 Fees	2023 Fees
Assessed Fees		\$176,655	\$153,102
Reduced by:			
	Suspended Fees	\$-6,150	\$-23, 250
	Paid Fees	\$-62,052	\$-46, 915
Balance To Be Paid		\$108,453	\$82, 940

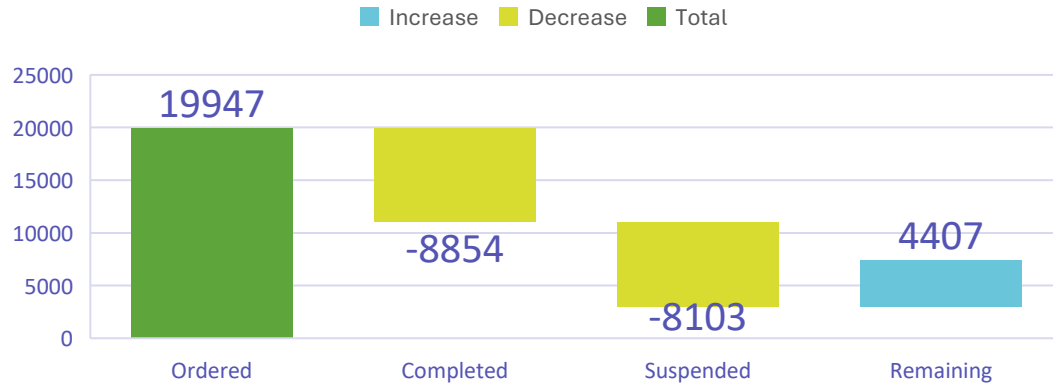
Responsibility-Focused, Rehabilitative Interventions-Adult



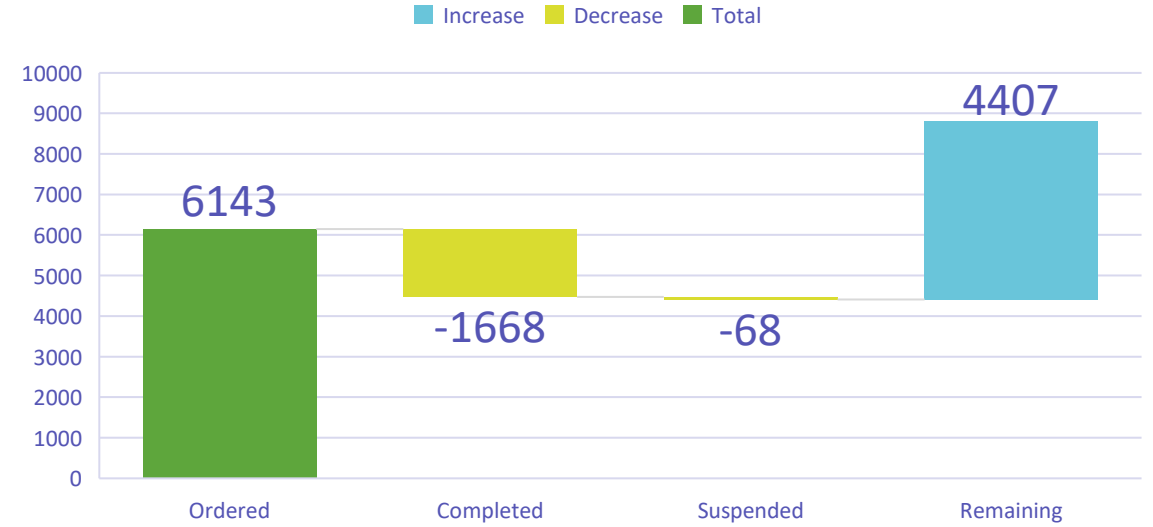
Conditions Ordered	
Domestic Abuse Assessment	82
Domestic Abuse Education	12
Anger Management	42
Community Work Service	143
Sentence to Serve	66
Cognitive Skills	169
8, 12, or 16 hr DWI Clinics	203



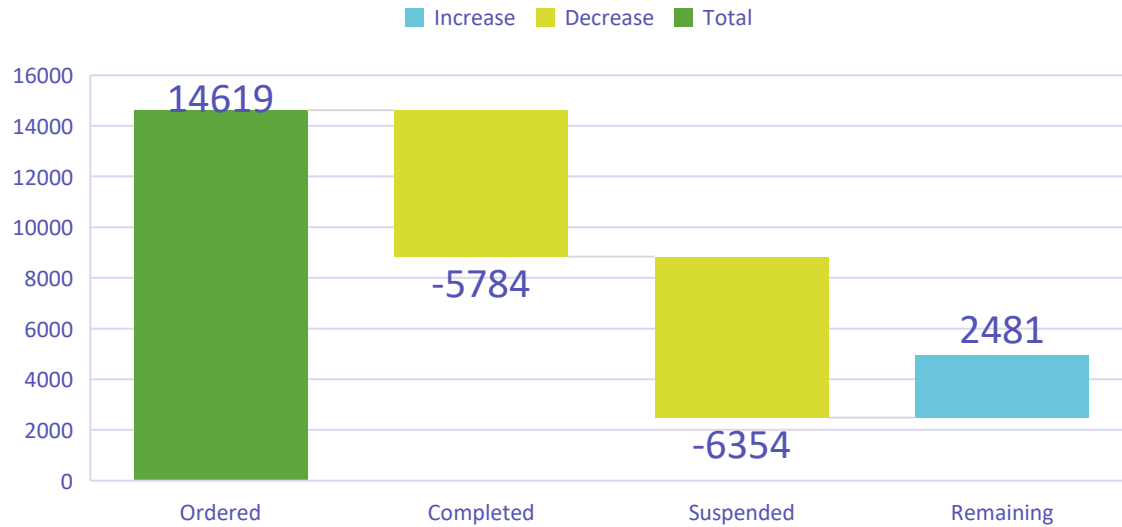
2023 Local Incarceration Condition
(in days)



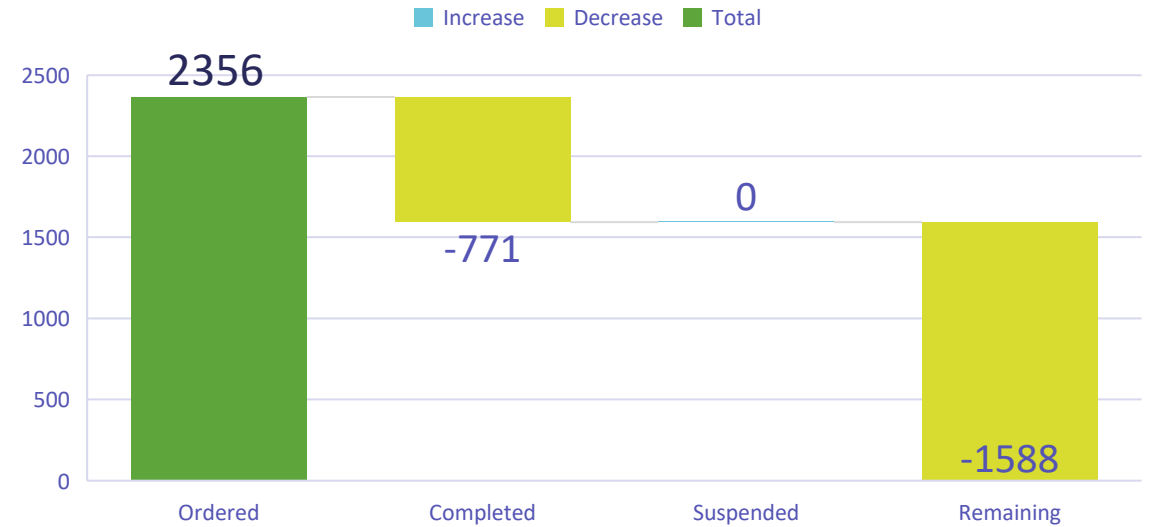
2023 EAM/EHM Conditon
(in days)



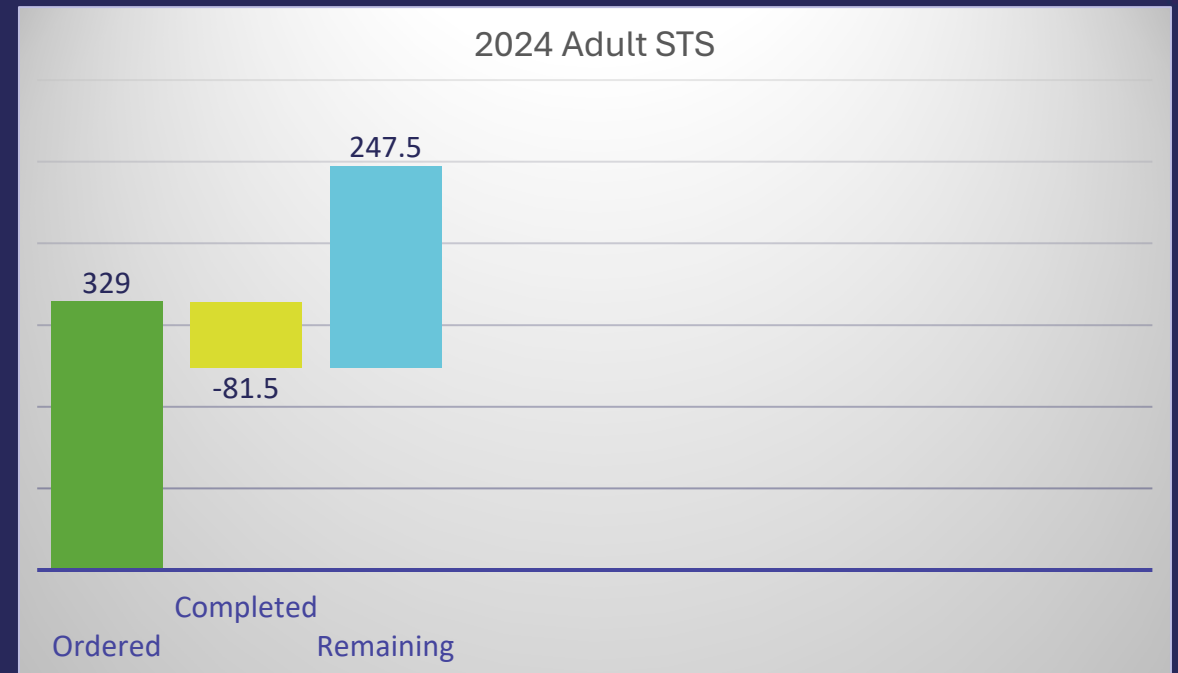
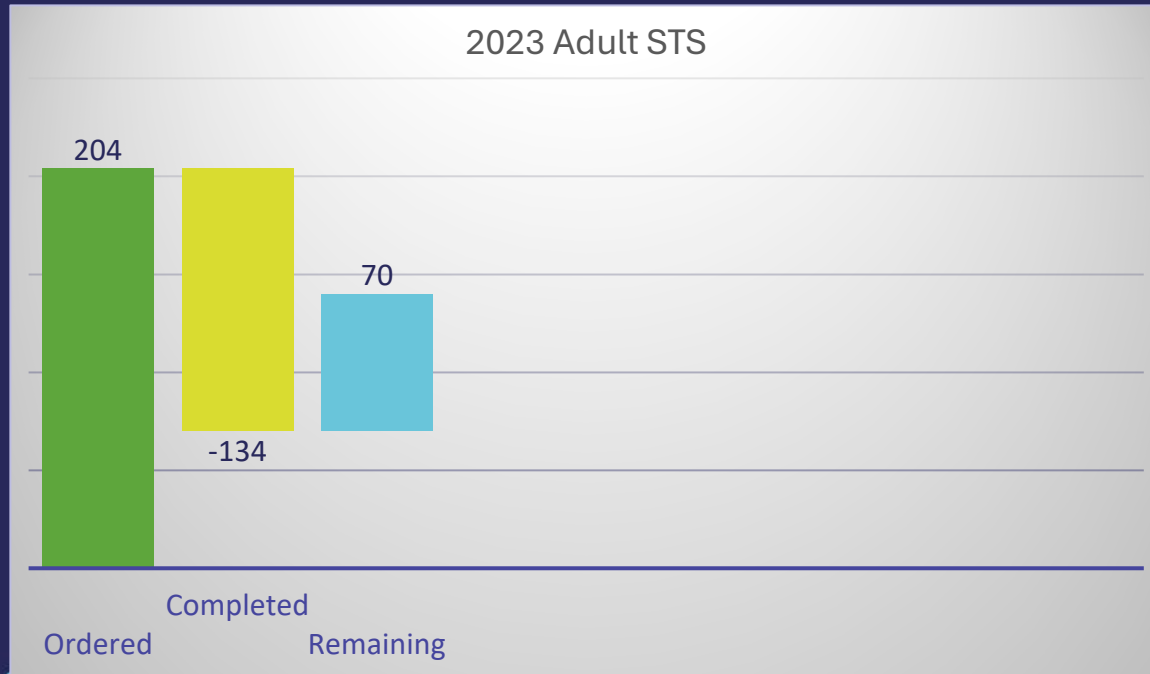
2024 Local Incarceration Condition
(in days)



2024 EAM/EHM Condition
(in days)



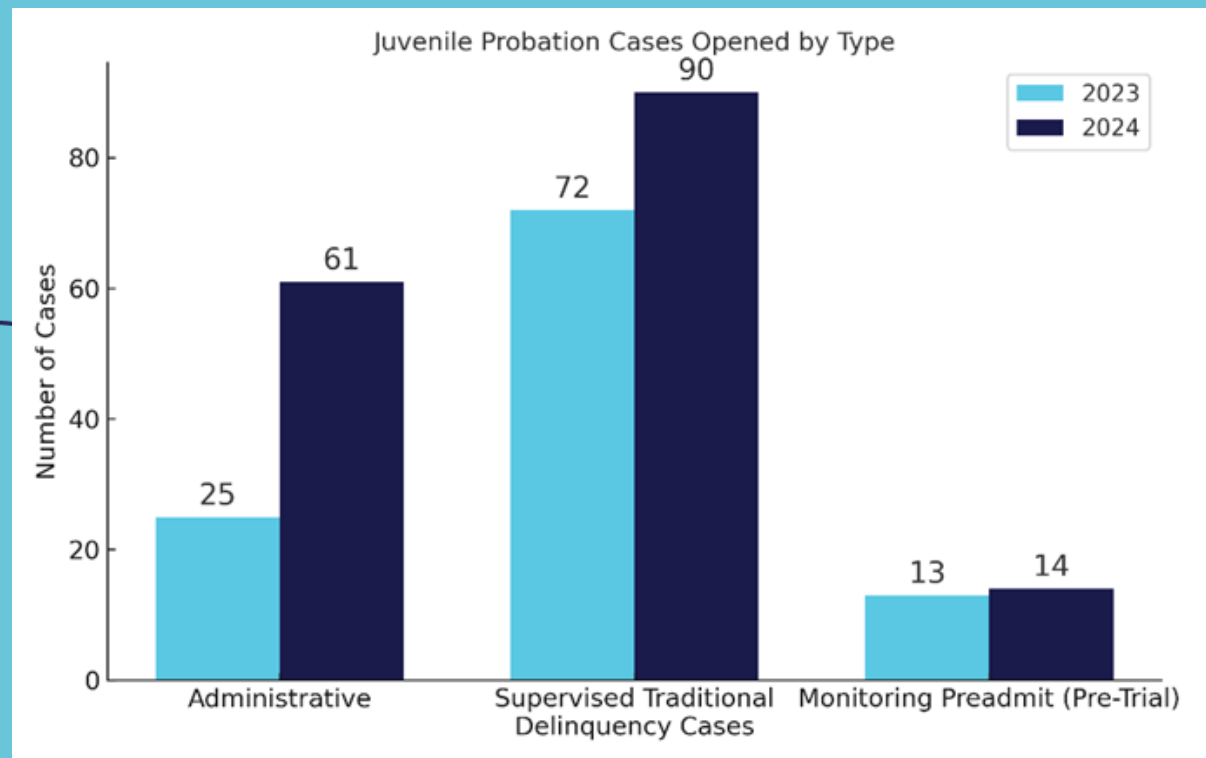
Sentence to Service



Juvenile Statistics

Key Highlight

Juvenile Cases increased 50% over 2023



The number of juvenile clients supervised by Court Services increased 20% in 2024

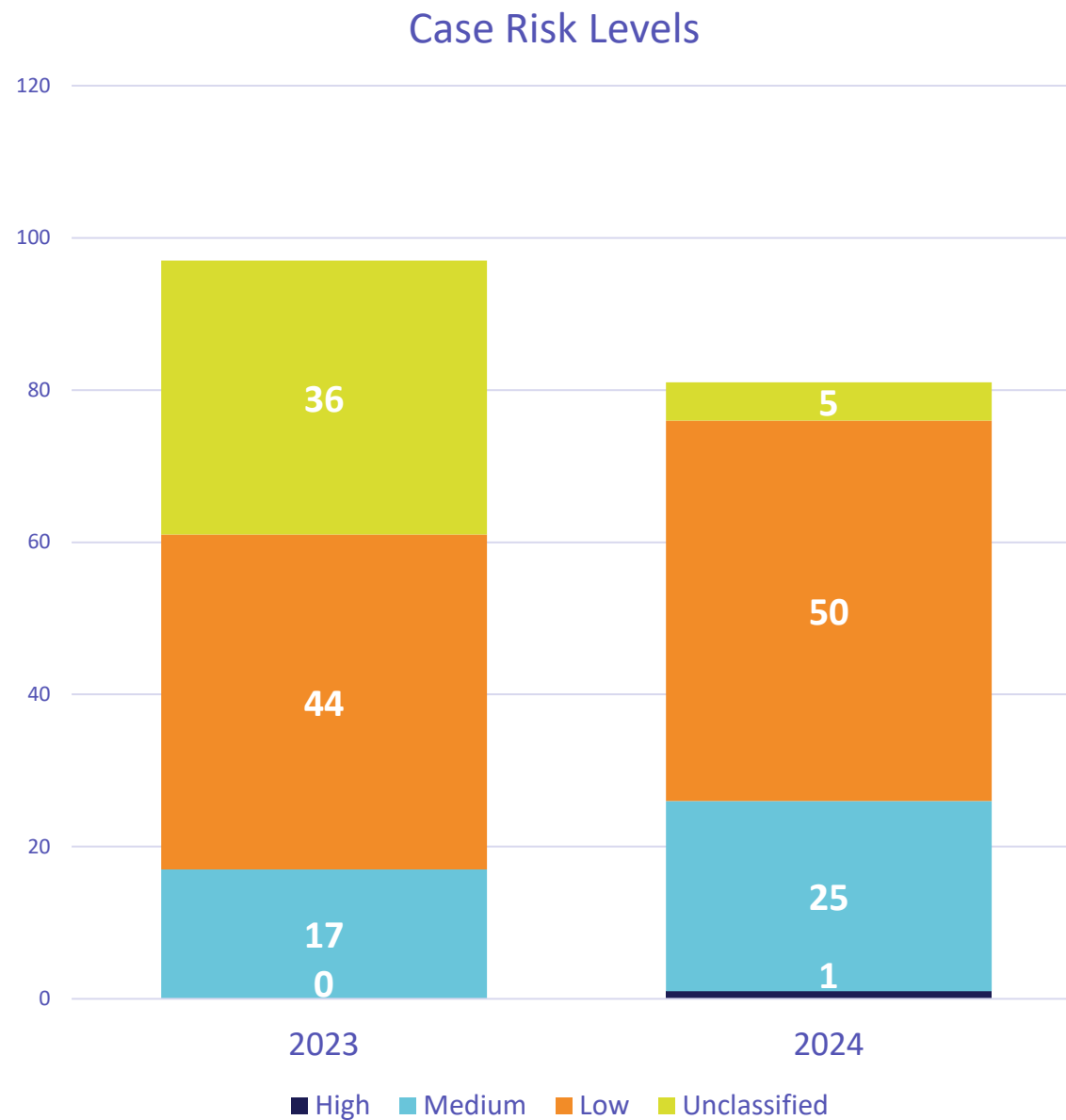


Agent Caseloads

	January 31	June 30	December 31
Kristin D. Petty	36 7	37 9	30 14
Pat E. Petty	28 13	39 7	38 19

Juvenile agents' caseloads averaged
46

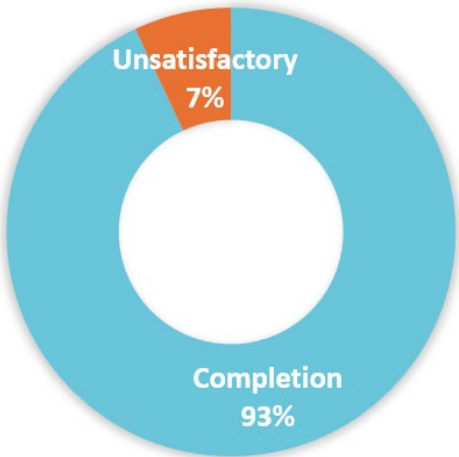
Medium and High-Risk cases have
become more complex and
challenging, taking up significant
agent time



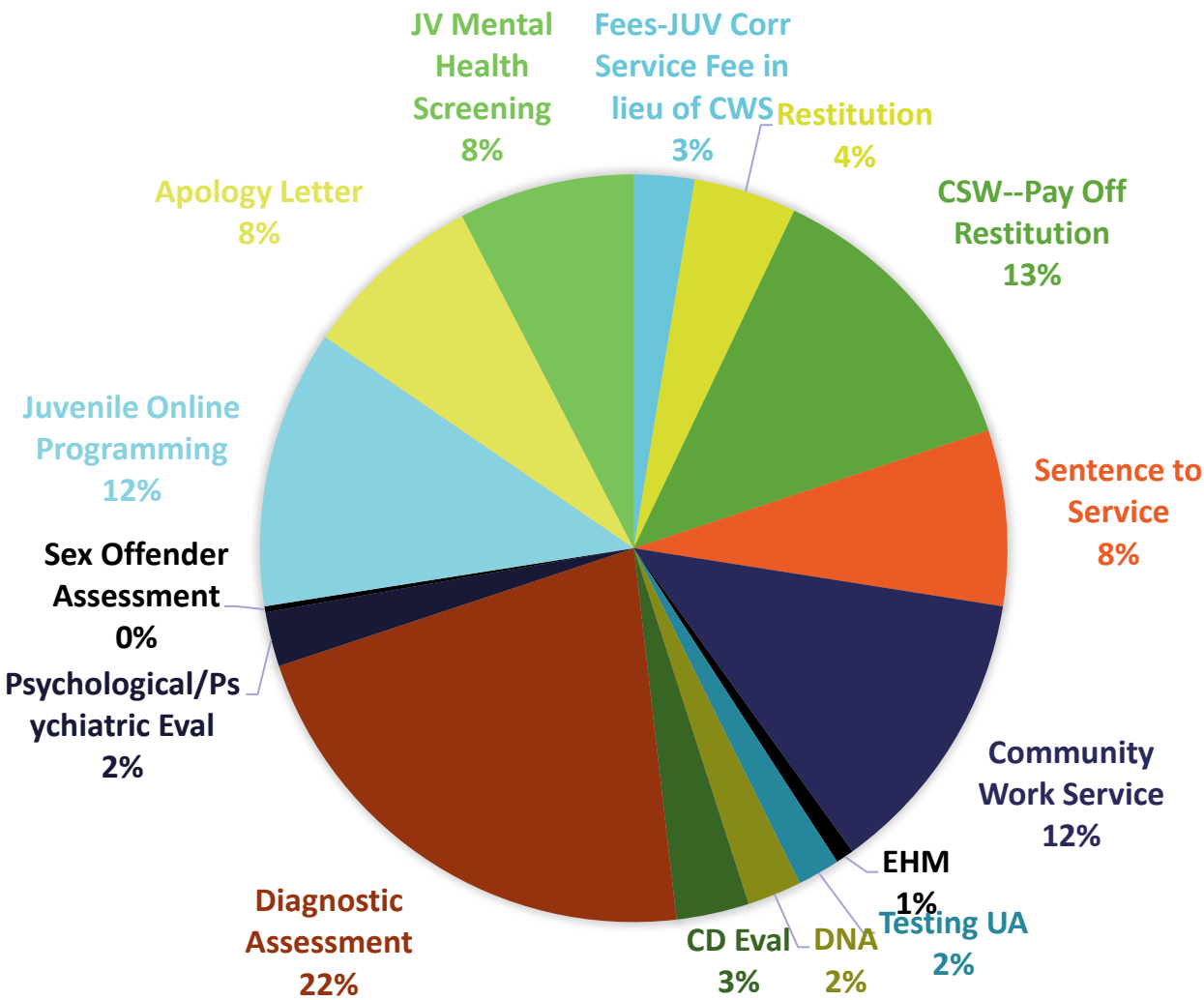
Responsive and Restorative Interventions

Court Ordered Conditions	
Fees-JUV Corr Service Fee in lieu of CWS	10
Restitution	17
CSW--Pay Off Restitution	49
Sentence to Service	29
Community Work Service	48
EHM	3
Testing UA	7
DNA	9
CD Eval	12
Diagnostic Assessment	83
Psychological/Psychiatric Eval	9
Sex Offender Assessment	1
Juvenile Online Programming	46
Apology Letter	30
JV Mental Health Screening	29

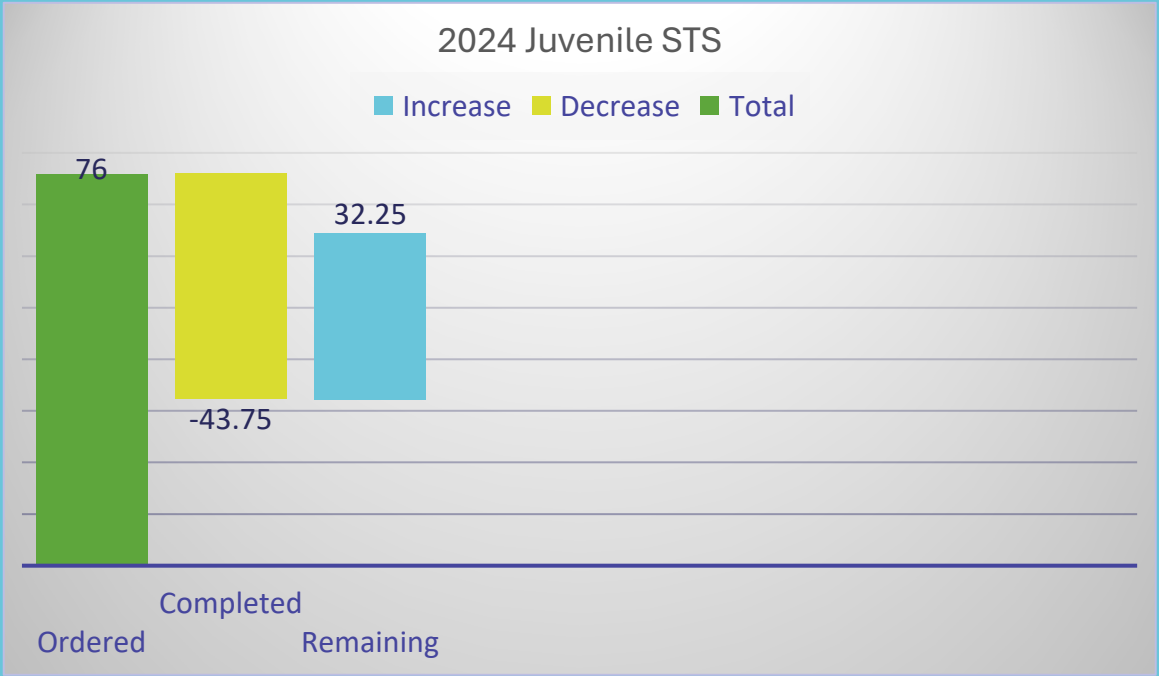
2024 JUVENILE COMPLETION OUTCOMES



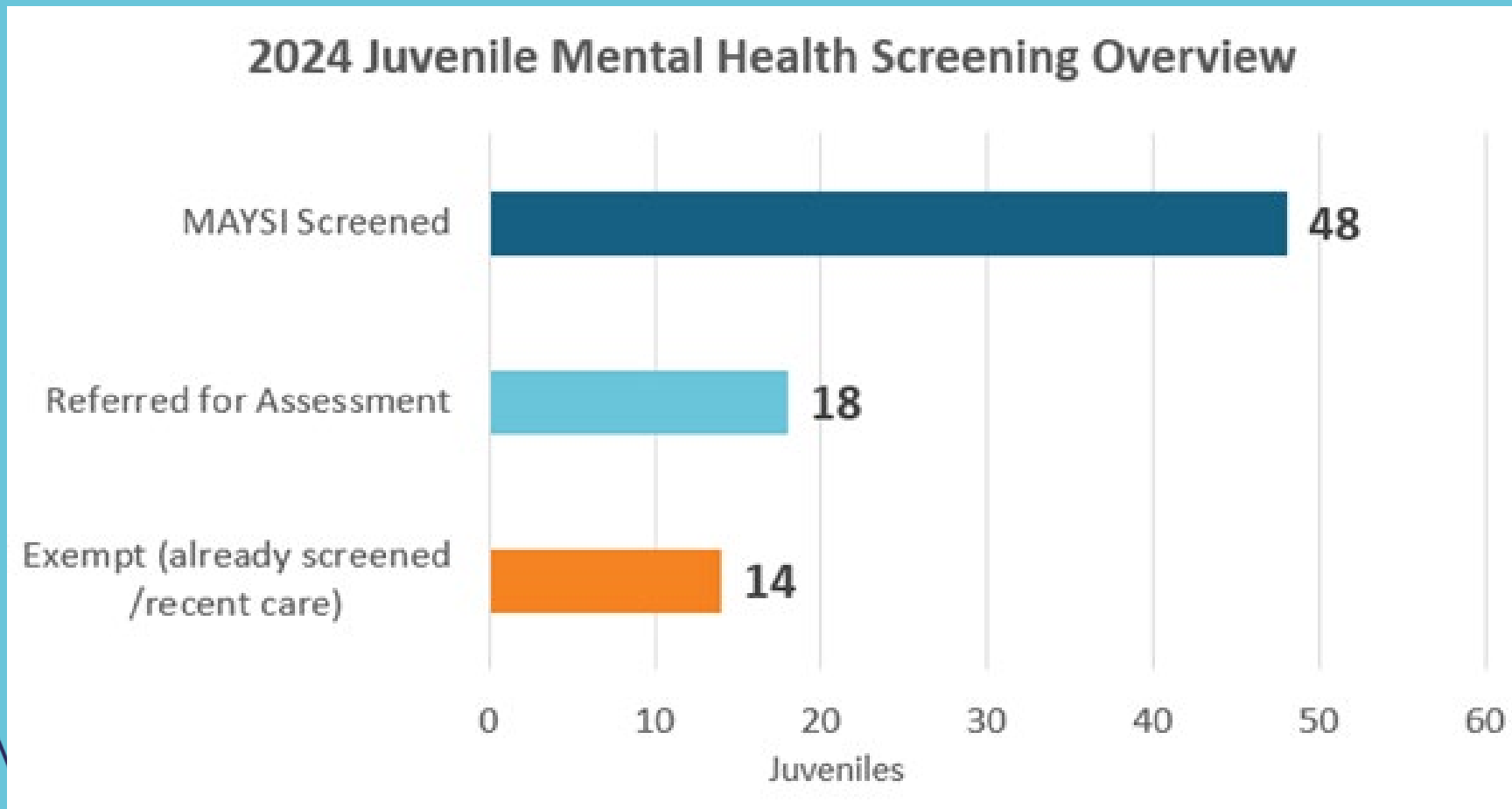
2024 Juvenile Court Ordered Conditions



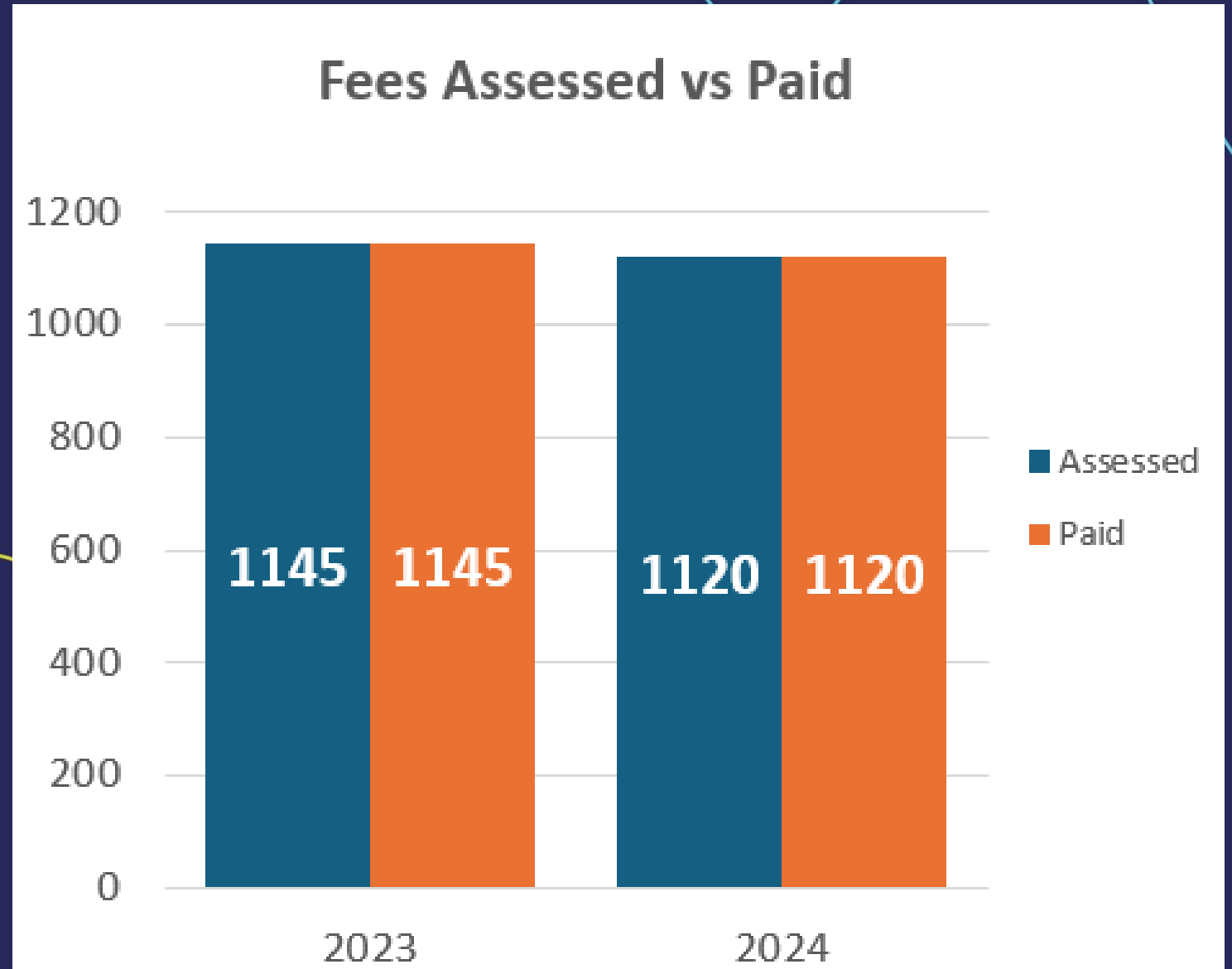
Sentence to Service



Mental Health Screening Reports

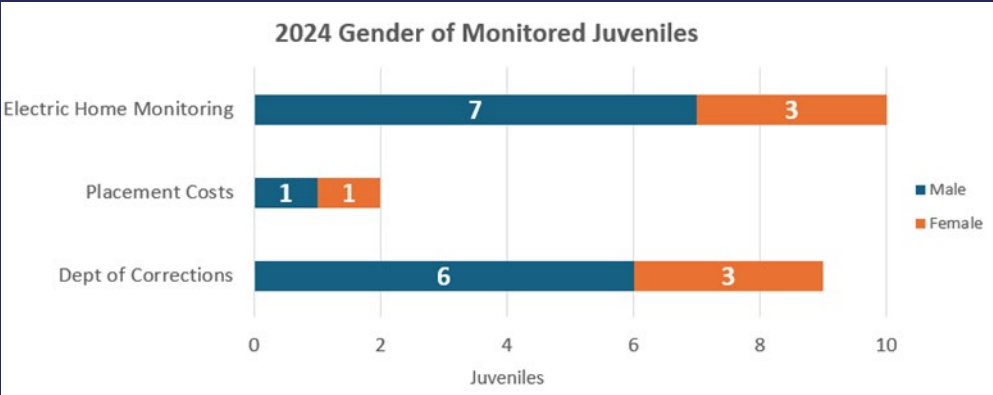
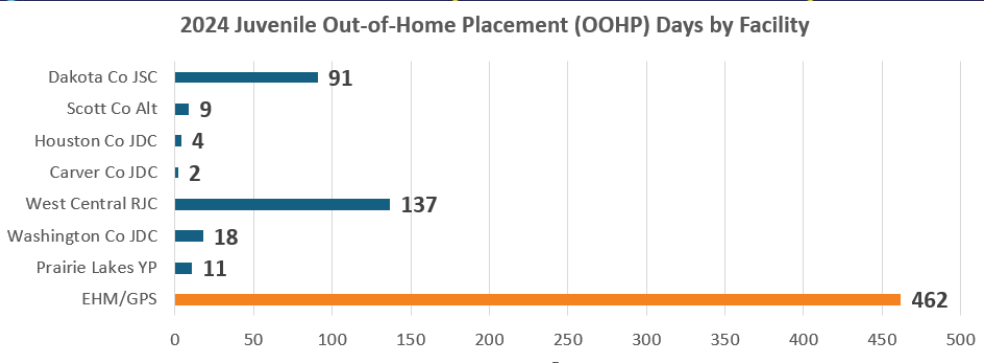
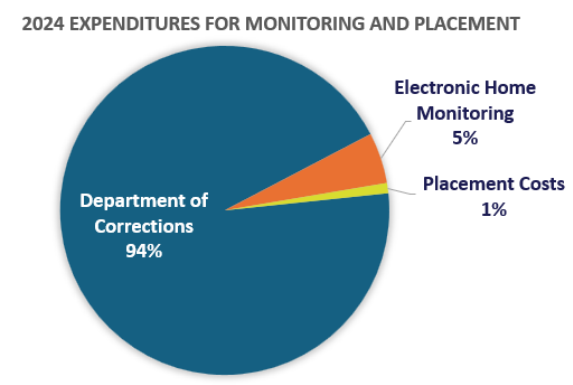
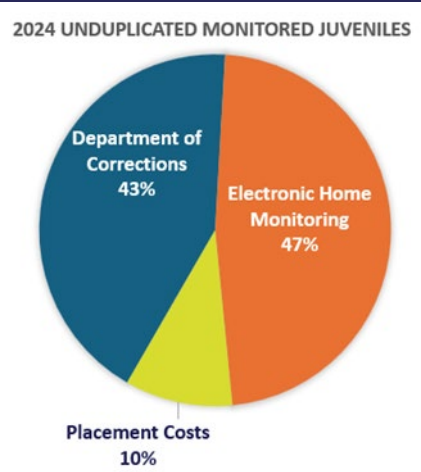


Fees Assessed



Out of Home Placement

In 2024, Goodhue County Court Services spent over \$131,000 on juvenile monitoring and placement. The majority of expenses (94%) were attributed to the Department of Corrections, while Electronic Home Monitoring (EHM) and placement-related costs such as clothing and medications accounted for smaller shares.





Houston County Detention Bed Contract Summary

Contract Period: 1/1/25 – 5/31/25



Contract Overview

- Annual Cost: \$91,250
- Daily Rate: \$250
- Monthly Equivalent: \$7,604.17



Utilization Summary (59 Nights Used)

January: 10 nights
February: 20 nights
March: 9 nights
April: 0 nights
May: 20 nights



Effective Cost Per Night Used

- Total Paid (5 months): \$38,020.83
- Nights Used: 59
- Actual Cost per Night Used: \$644.42 ($\$38,020.83 \div 59$ nights)

Youth Rehabilitation Program

2-year grant kicked off in August

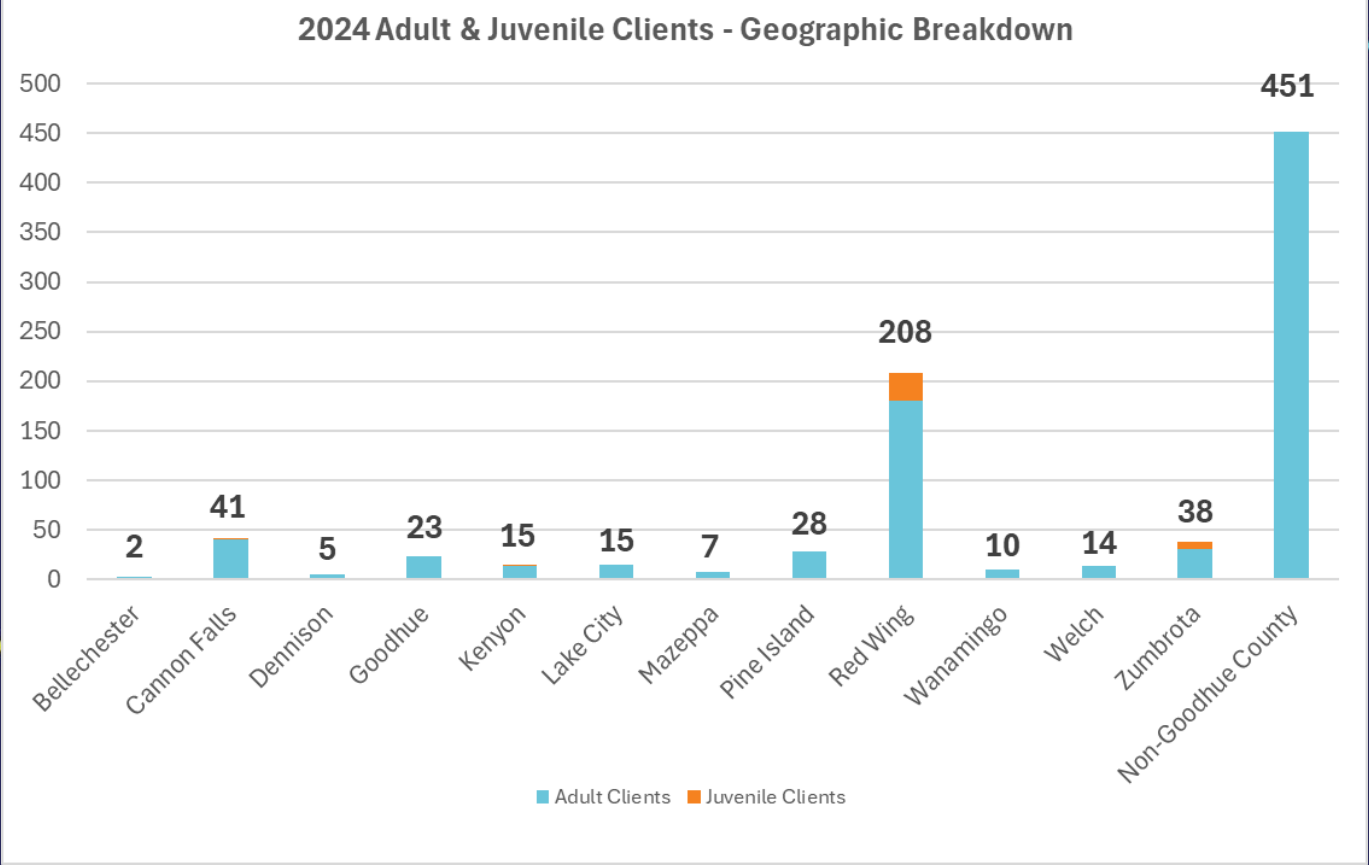
Initial feedback is very positive, with one parent commenting that this program has provided the resources she needed to combat feelings of isolation as she navigated her child's high school years. The extensive time spent together has not only improved her son's behaviors; but also given her renewed determination to improve their relationship.

Estimated potential savings up \$5-15k per youth

Adult and Juvenile Demographics

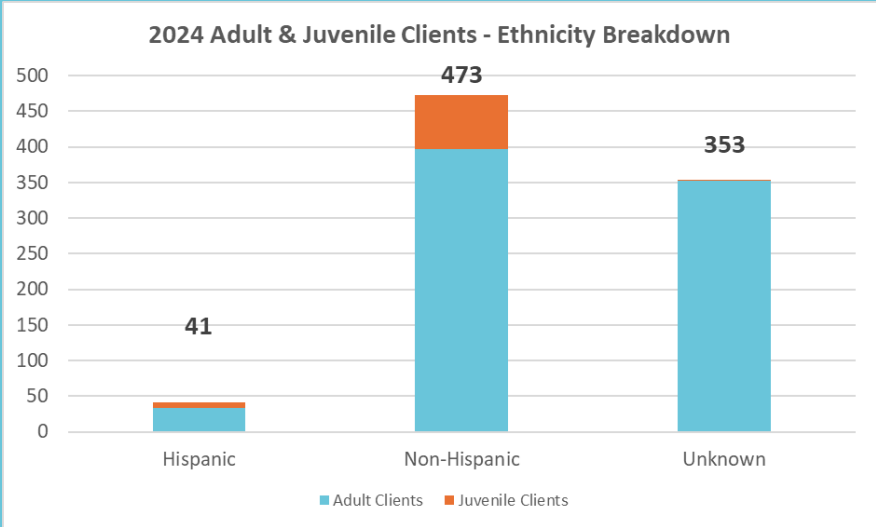
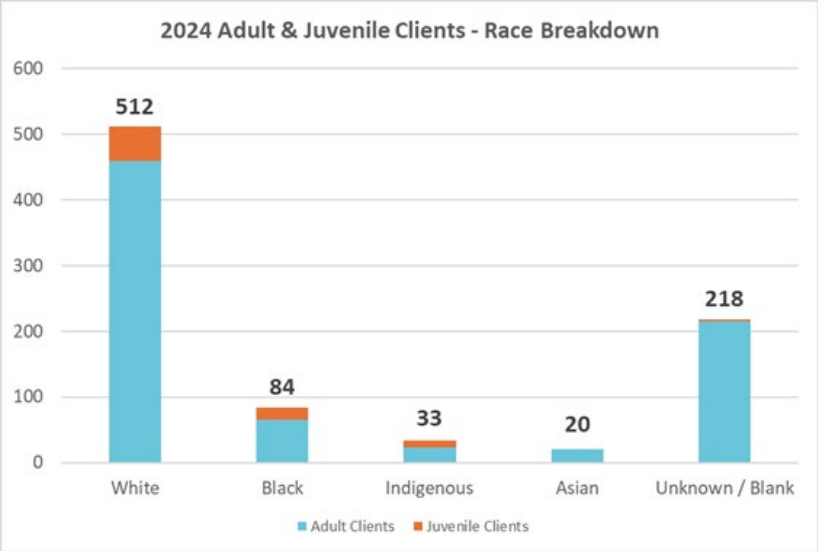
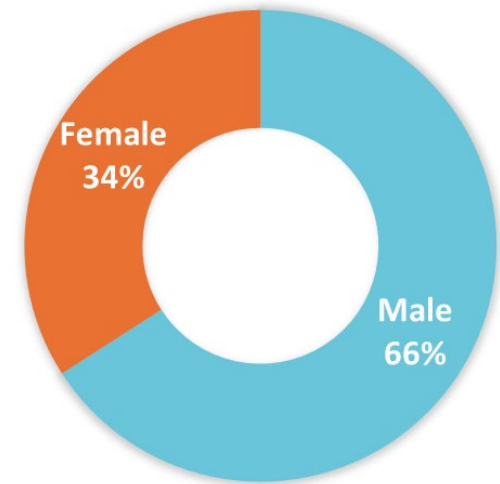
Geographic Distribution

City	Adult Clients	Juvenile Clients	Total Clients
Bellechester	2	0	2
Cannon Falls	40	1	41
Dennison	5	0	5
Goodhue	23	0	23
Kenyon	14	1	15
Lake City	15	0	15
Mazeppa	7	0	7
Pine Island	28	0	28
Red Wing	180	28	208
Wanamingo	10	0	10
Welch	14	0	14
Zumbrota	30	8	38
Non-Goodhue County	451	0	451



Gender, Race, & Ethnicity

2024 ADULT & JUVENILE CLIENTS - GENDER BREAKDOWN



Questions?

**Thank you for your
time.**