

Goodhue County Performance Report

Child Safety and Permanency and MFIP/DWP Self-Support Index August 2025

Reporting Periods

Child Safety and Permanency: Jan. 1, 2024 – Dec. 31, 2024
MFIP/DWP Self-Support Index: April 1, 2024 – March 31, 2025



For more information contact:
Human Services Performance Management System
HSPM@state.mn.us | (651) 431-5780



Child Safety and Permanency and MFIP/DWP Self-Support Index Performance Report

About this Report

The purpose of this report is to share county performance data on the Child Safety and Permanency and Minnesota Family Investment Program/Diversionary Work Program (MFIP/DWP) Self-Support Index measures as they relate to the Human Services Performance Management system (referred to hereafter as the Performance Management system). The Performance Management system is a joint effort between the Department of Human Services and the Department of Children, Youth, and Families.

This report contains data on four measures including:

- Jan. 1, 2024 – Dec. 31, 2024 performance for Child Safety and Permanency measures,
- annualized April 2024 to March 2025 performance for the MFIP/DWP Self-Support Index measure,
- performance data trends for recent years, and
- a performance comparison to other counties in the same Minnesota Association of County Social Services Administrators (MACSSA) region.

This report compares county performance to the thresholds established for the Performance Management system. The Performance Management system defines a threshold as the minimum level of acceptable performance, below which counties will need to complete a Performance Improvement Plan (PIP) as defined in statute ([Minnesota Statutes Chapter 402A](#)). For counties below the threshold, an official PIP notification—with instructions for accessing PIP forms, PIP completion directions, and available technical assistance—will be sent in addition to this report.

Counties with Small Denominators

Child Safety and Permanency - When a county has a denominator of 20 or fewer, performance is assessed using the updated small numbers policy outlined on page three of this report.

Self-Support Index - The Minnesota Family Investment Program/Diversionary Work Program Self-Support Index measure does not exclude counties with small denominators.

Additional Information

Supplemental and background information about the Performance Management System can be found on PartnerLink:

https://www.dhs.state.mn.us/main/idcplg?IdcService=GET_DYNAMIC_CONVERSION&RevisionSelectionMethod=LatestReleased&dDocName=dhs16_191395

Human Services Performance Management Threshold Suspension for Child Safety and Permanency

The Human Services Performance Council voted to suspend the thresholds for the three Child Safety and Permanency measures for the Performance Management system. Data will continue to be reported and performance monitored, but performance below the historical thresholds will not result in performance improvement plans (PIPs).

Rationale

The Performance Management team, in collaboration with its partners, is working to develop a proposal to the Council for more meaningful indicators of county performance related to Child Safety and Permanency. The thresholds are suspended while the team works to evaluate whether to keep, revise or replace the measures.

Human Services Performance Management Threshold for Self-Support Index (S-SI)

The Performance Management system threshold for the S-SI compares performance and the range of expected performance across two years of data. A county will be below the threshold if performance falls below the range of expected performance for two consecutive years.

Rationale

The S-SI is currently used by both the Performance Management system and the Economic Assistance and Employment Supports Division (EAESD) at DCYF to assess county performance. The Performance Management team shares and reviews PIPs with the MFIP team, housed within EAESD. Counties are not required to submit separate PIPs to each team. Both the Performance Management system and EAESD require a PIP if a county is below the range of expected performance for two consecutive years. Aligning the timing of when PIPs are required creates clear and consistent requirements from both DCYF teams, reduces confusion for counties and enables the Performance Management team to work more closely with the MFIP team to provide improvement assistance.



About the Racial and Ethnic Groups Performance Data

Performance Data by Racial and Ethnic Groups

This report provides performance data for counties by racial and ethnic groups where there were 30 or more people of a group included in the denominator. The race and ethnicity is that of the case applicant; other household members may have a different race and/or ethnicity that is not reported here.

Child Safety and Permanency

Child Safety and Permanency measures report Hispanic or Latino ethnicity separately from race. People are counted once by Hispanic ethnicity and again with their reported race, so groups added together may exceed the total number of cases.

Self-Support Index

This report contains state-level performance data by racial and ethnic group for the Self-Support Index.

Purpose

The racial and ethnic data included in this report is for informational and planning purposes. We encourage you to review this data to identify opportunities for improvement. As the Performance Management reports evolve, we intend to add additional demographic data to help counties better understand their performance and improve outcomes for all Minnesotans. The racial and ethnic group data included in this report does not give a complete picture of county performance, the communities being served, nor systemic inequities. The Performance Management system is not currently using this data to assess a county's need for PIPs.

No Data Available

Counties with low numbers (fewer than 30) for all but one racial or ethnic group do not have a graph of performance by racial and ethnic group available in this report.



Details for Child Safety and Permanency Measures

Ongoing Performance Reports for CSP Measures

The Child Safety and Permanency and Charts and Analysis teams at DCYF recommend using the public-facing dashboards (<https://mn.gov/dhs/partners-and-providers/news-initiatives-reports-workgroups/child-protection-foster-care-adoption/child-welfare-data-dashboard/>) to check your county's ongoing performance for CSP measures. The dashboards are refreshed monthly and feature a tab for 2025 Progress/Performance information.

Where to Find Measures included in the Performance Management Report on the CSP Dashboard:

	Child Repeat Maltreatment	Permanency	Relative Placement
Performance Management System Measures	Of all children who were victims of a substantiated maltreatment report during a 12-month reporting period, the percent who were not victims of another substantiated maltreatment report within 12 months of their initial report.	Of all children who enter foster care in a 12-month period, the percent who are discharged to permanency within 12 months of entering foster care. (Includes discharges from foster care to reunification with the child's parents or primary caregivers, living with a relative, guardianship, or adoption.)	Of all days that children spent in family foster care settings during a 12-month reporting period, the percentage of days spent with a relative.
Location on Child Safety and Protection Dashboards	Federal Performance Measures Dashboard Performance Measure: (1) Maltreatment Reoccurrence <i>Note: Performance Management measures the inverse outcome. To find your percentage for Performance Management, subtract the CSP dashboard performance data from 100.</i>	Federal Performance Measures Dashboard Performance Measure: (4) Permanency: 12 Months	State Performance Measures Dashboard Performance Measure: (3) Relative Care

Percent of children with a substantiated maltreatment report who do not experience a repeat substantiated maltreatment report within 12 months.

What is this measure?

Of all children who were victims of a substantiated maltreatment report during a 12-month reporting period, the percent who were not victims of another substantiated maltreatment report within 12 months of their initial report.

Why is this measure important?

County social services should increase the likelihood that children are safe from abuse and neglect. When a maltreatment determination is made, there is a responsibility of the county to mitigate the threat of future harm to children. A repeat maltreatment determination indicates that the risk to the child may not have been fully addressed following the first maltreatment determination.

What affects performance on this measure?

- System factors that may influence this measure are: availability of training for new child welfare staff; availability of community resources; funding sources for services; structural and systemic racism; support from external partners such as schools, law enforcement, courts, county attorneys and tribal partners; culture of the county or Service Delivery Authority (SDA); support from management and the County Board; clear support and guidance from the Department of Human Services (department); and historical trauma caused by child welfare and other government systems.
- Staff factors that may influence this measure are: adequate staffing capacity and current staffing shortages; level of staff experience and training; the availability of experienced supervisors with sufficient time and workloads to mentor staff; and sufficient cultural awareness and humility for diverse populations.
- Participant factors that may influence this measure are: substance use/misuse; mental health; economic stability and poverty; housing stability; history of child protection and systems involvement; protective factors such as the availability of safety net support for the parents and caregivers (i.e. family, friends, and the community); parent and caregiver's cognitive, behavioral and emotional protective capacities; and cultural perception of minimally adequate parenting as compared to ideal parenting.
- Environmental and external factors that may influence this measure are: systemic oppression and barriers that have caused generational harm to families; structural and systemic racism; lack of awareness and urgency about the importance of unique opportunities to support individual and community protective factors; cultural bias and lack of understanding of cultural differences in child rearing; the diversity of new immigrant populations; existing cultural biases, both implicit and explicit; and the availability of transportation and available housing.



Goodhue County Performance

Outcome: Children are safe and secure.

Percent of children with a substantiated maltreatment report who do not experience a repeat substantiated maltreatment report within 12 months.

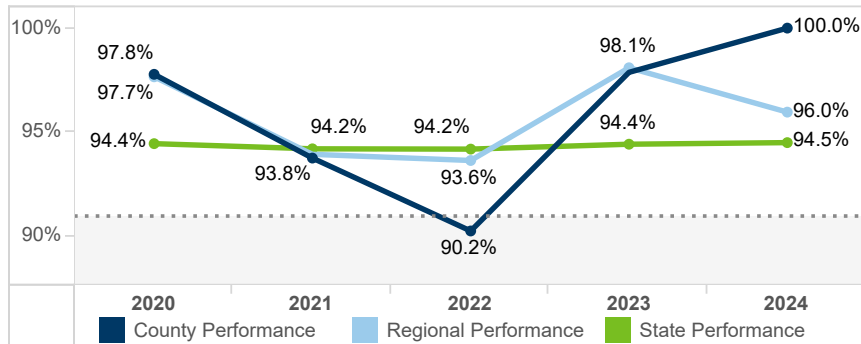
County Performance by Year

	2020	2021	2022	2023	2024
County Performance	97.8%	93.8%	90.2%	97.9%	100.0%
Denominator	45	16	41	47	48

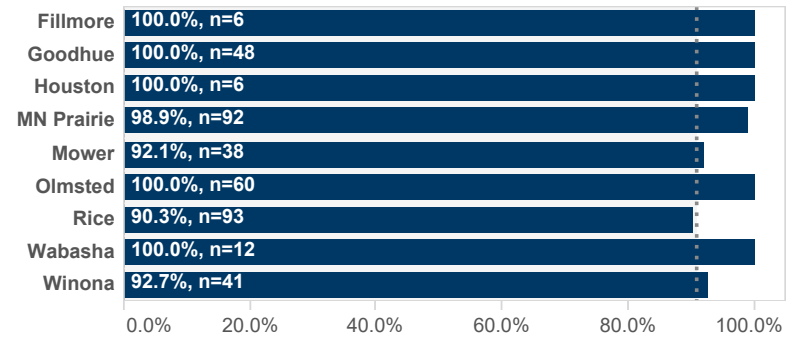
Goodhue County PIP Decision

No PIP Required - The Performance Management system temporarily suspended thresholds for this measure, see page 3 for details.

County/Region/State Performance Trends



Current Regional Performance



County Performance by Racial and Ethnic Group No Data Available

Counties with low numbers (fewer than 30) for all but one racial or ethnic group do not have a graph of performance by racial and ethnic group available in this report. Additional information may be available upon request, please contact HSPM@state.mn.us for additional information.

**The dotted line on each graph indicates the historical measure threshold of 90.9%; this threshold is temporary suspended for the Human Services Performance Management System.*

Percent of children discharged from out-of-home placement to permanency in less than 12 months.

What is this measure?

Of all children who enter foster care in a 12-month period, the percent who are discharged to permanency within 12 months of entering foster care. (Includes discharges from foster care to reunification with the child's parents or primary caregivers, living with a relative, guardianship, or adoption.)

Why is this measure important?

For children removed from their birth family, the timely establishment of permanency is an important indicator of county efforts to ensure children have permanent families.

What affects performance on this measure?

- System factors that may influence this measure are: the availability of training for new child welfare staff; availability of community resources; funding sources for services; structural and systemic racism; support from external partners such as schools, law enforcement, courts, county attorneys and tribal partners; culture of the county or Service Delivery Authority (SDA); support from management and the County Board; clear support and guidance from DHS/DCYF; the willingness of courts and county attorneys to engage in planning for families and stay within appropriate permanency timeframes; court scheduling delays; historical trauma caused by child welfare and other government systems; and Interstate Compact on Placement of Children (ICPC) that may impact permanency plans for children.
- Staff factors that may influence this measure are: adequate staffing capacity and staffing shortages; level of staff experience and training; the availability of experienced supervisors with sufficient time/workloads to mentor staff; and sufficient cultural competency for diverse populations.
- Participant factors that may influence this measure are: a family history of maltreatment, child protection and systems involvement; substance use/misuse; mental health; economic stability and poverty; housing stability; and cultural perceptions of minimally adequate parenting as compared to ideal parenting.
- Environmental or external factors that may influence this measure are: economic conditions that support low income families; "blame and punish" societal attitude toward parents who have not been successful with services; systemic oppression and barriers that have caused generational harm to families; structural and systemic racism; lack of awareness and urgency about the importance of unique opportunities to support individual and community protective factors; cultural bias and lack of understanding of cultural differences in child rearing; existing cultural biases, both implicit and explicit; and the availability of transportation and available housing that may impact caregiver's success in achieving their goals.



Goodhue County Performance

Outcome: Children have stability in their living situation

Percent of children discharged from out-of-home placement to permanency in less than 12 months.

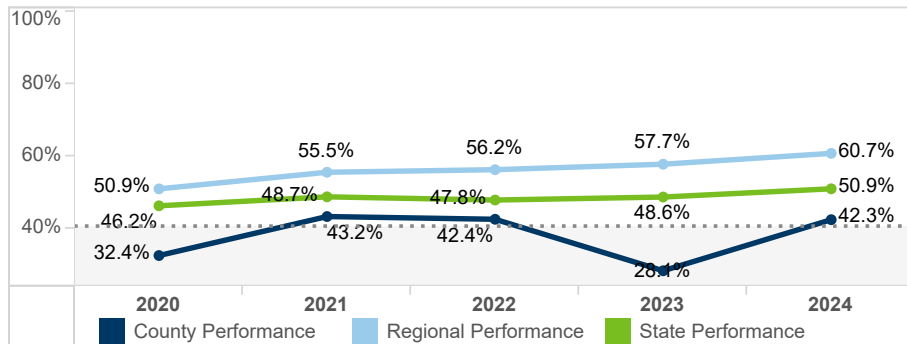
County Performance by Year

	2020	2021	2022	2023	2024
County Performance	32.4%	43.2%	42.4%	28.1%	42.3%
Denominator	34	44	33	32	26

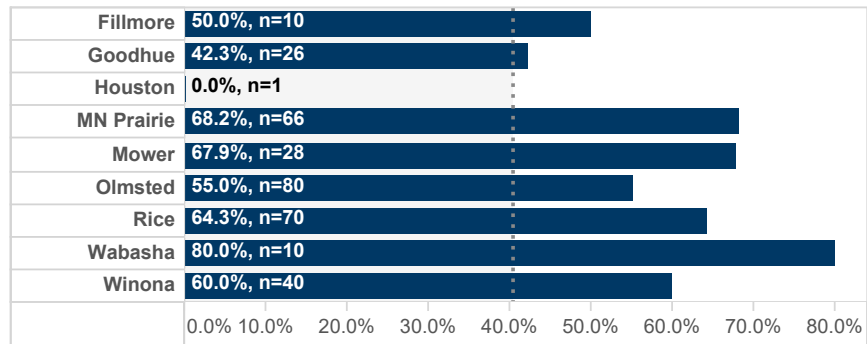
Goodhue County PIP Decision

No PIP Required - The Performance Management system temporarily suspended thresholds for this measure, see page 3 for details.

County/Region/State Performance Trends



Current Regional Performance



County Performance by Racial and Ethnic Group No Data Available

Counties with low numbers (fewer than 30) for all but one racial or ethnic group do not have a graph of performance by racial and ethnic group available in this report. Additional information may be available upon request, please contact HSPM@state.mn.us for additional information.

**The dotted line on each graph indicates the historical measure threshold of 40.5%; this threshold is temporary suspended for the Human Services Performance Management System.*

Percent of days children in family foster care spent with a relative.

What is this measure?

Of all days that children spent in family foster care settings during a 12-month reporting period, the percentage of days spent with a relative.

Why is this measure important?

Relationships with relatives are a source of continuity for children whose lives have been disrupted by abuse or neglect. An indicator of social service emphasis on establishing and supporting important relationships in children's lives is through placement with relatives.

What affects performance on this measure?

- System factors that may influence this measure are: challenges or delays with the Interstate Compact on the Placement of Children (ICPC) across state lines; availability of training for new child welfare staff; economic support for relative caretakers; accommodations in licensing standards for relatives; the culture of the county or Service Delivery Authority (SDA); court and county attorney's office; clear support and guidance from DHS; and stability of remaining in the same neighborhood and school.
- Staff factors that may influence this measure are: adequate staffing capacity and staffing shortages; level of staff experience and training; the availability of experienced supervisors with sufficient time/workloads to mentor staff; sufficient cultural competency for diverse populations; understanding the importance of relatives or kin relationships; and the ability of staff to engage relatives in licensing or case planning process.
- Participant factors that may influence this measure are: disqualifying factors for family or kin caregiver such as their own child protection history or criminal history; historical trauma within families, caused by child welfare and other government systems; conflict between relative caregivers; distrust of the system; economic stability and poverty; substance use/misuse; economic stability; and the availability of safety net support for the parents from family, friends, and the community.
- Environmental or external factors that may influence this measure are: cultural norms that blame parents or caregivers; community understanding of cultural differences in child rearing; diversity of new immigrant populations; existing cultural biases; and the availability of transportation and housing.



Goodhue County Performance

Outcome: Children have the opportunity to develop to their fullest potential.

Percent of days children in family foster care spent with a relative.

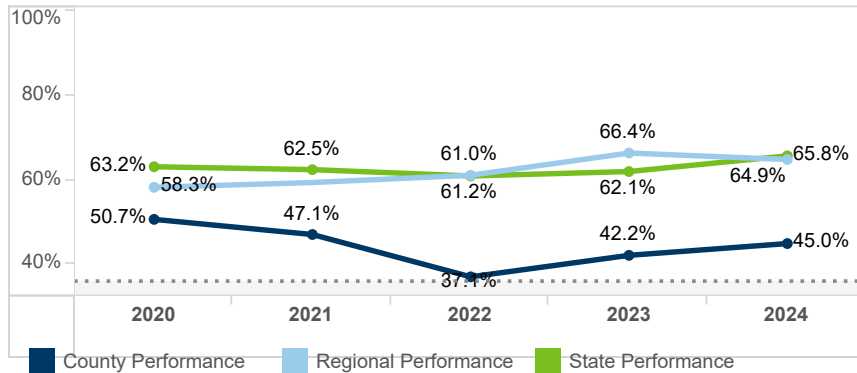
County Performance by Year

	2020	2021	2022	2023	2024
County Performance	50.7%	47.1%	37.1%	42.2%	45.0%
Number of Cases	79	72	67	68	69

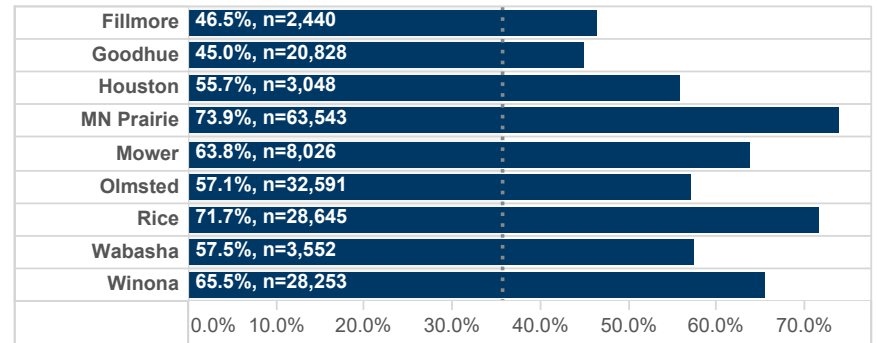
Goodhue County PIP Decision

No PIP Required - The Performance Management system temporarily suspended thresholds for this measure, see page 3 for details.

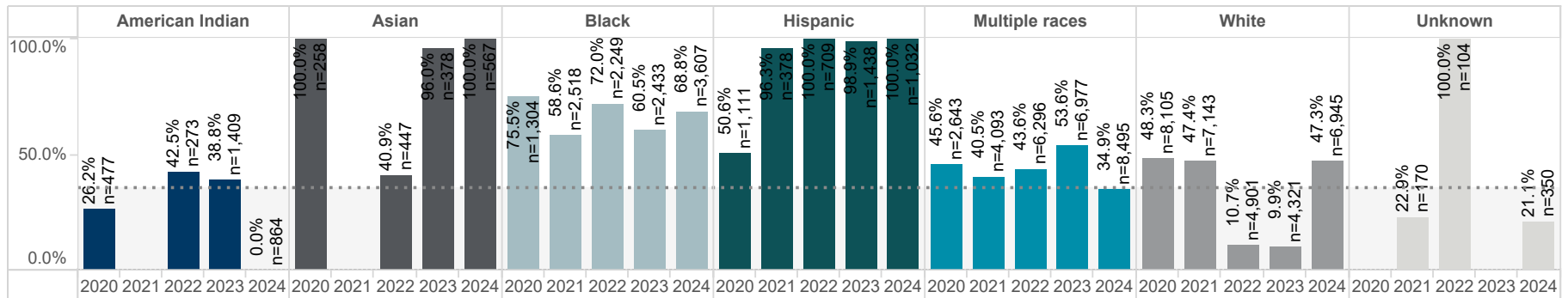
County/Region/State Performance Trends



Current Regional Performance



County Performance by Racial and Ethnic Group



*The dotted line on each graph indicates the historical measure threshold of 35.7%; this threshold is temporary suspended for the Human Services Performance Management System.



About the Measure

Outcome: People are economically secure.

Minnesota Family Investment Program/Diversionsary Work Program Self-Support Index.

What is this measure?

The MFIP/DWP Self-Support Index (S-SI) is the percent of adults eligible for MFIP or DWP that are off cash assistance or are on and working at least 30 hours per week three years after a baseline quarter. The Range of Expected Performance (REP) is a target range individual to each county or tribe that controls for variables beyond the control of the county, including caseload characteristics and economic variables.

Why is this measure important?

Providing support that allows families the opportunity to attain and maintain employment is an essential role of county government. Counties, service providers and tribes contribute to and support employment through providing employment services and coordinating other resources such as housing, child care, and transportation that support a person's ability to get and keep a job.

What affects performance on this measure?

- Service factors that may affect this measure include the quality of the employment plan, communication between county financial workers and employment service agencies, lack of interface between the DHS and Department of Employment and Economic Development's (DEED) administrative databases, availability and convenience of work supports such as child care assistance and transportation; work activity requirements of the federal Work Participation Rate (WPR) performance measure; recruitment of employers and relationships with employers; and complexity of program rules for both the participant and the staff.
- Staff factors that may affect this measure include staff education, training, and experience; caseload size, understanding of program policies; turnover; and time needed for program documentation.
- Participant and environmental/external factors that may affect this measure are controlled for in the formula used to calculate each county's unique REP for the Self-Support Index.

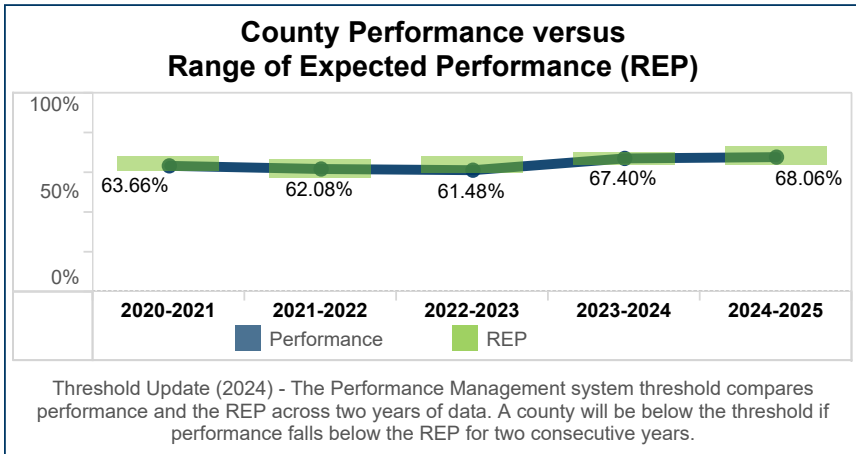


Goodhue County Performance

Outcome: People are economically secure.

Minnesota Family Investment Program/Diversions Work Program Self-support Index.

Goodhue County PIP Decision
 No PIP Required - Performance is within the Range of Expected Performance for 2024/2025.



Regional Performance

County	Performance	REP-Lower	REP-Upper
Fillmore County	75.85%	72.08%	82.37%
Freeborn County	79.47%	70.10%	79.06%
Goodhue County	68.06%	64.05%	72.50%
Houston County	80.84%	74.50%	82.58%
MNPrairie County Alliance	71.45%	36.36%	86.14%
Mower County	70.43%	69.56%	78.03%
Olmsted County	67.86%	66.88%	74.73%
Rice County	78.58%	68.35%	77.55%
Wabasha County	71.70%	69.13%	77.29%
Winona County	57.66%	56.61%	67.87%

Performance Compared to Range of Expected Performance (REP)
 Above (Blue) Within (Black)

