



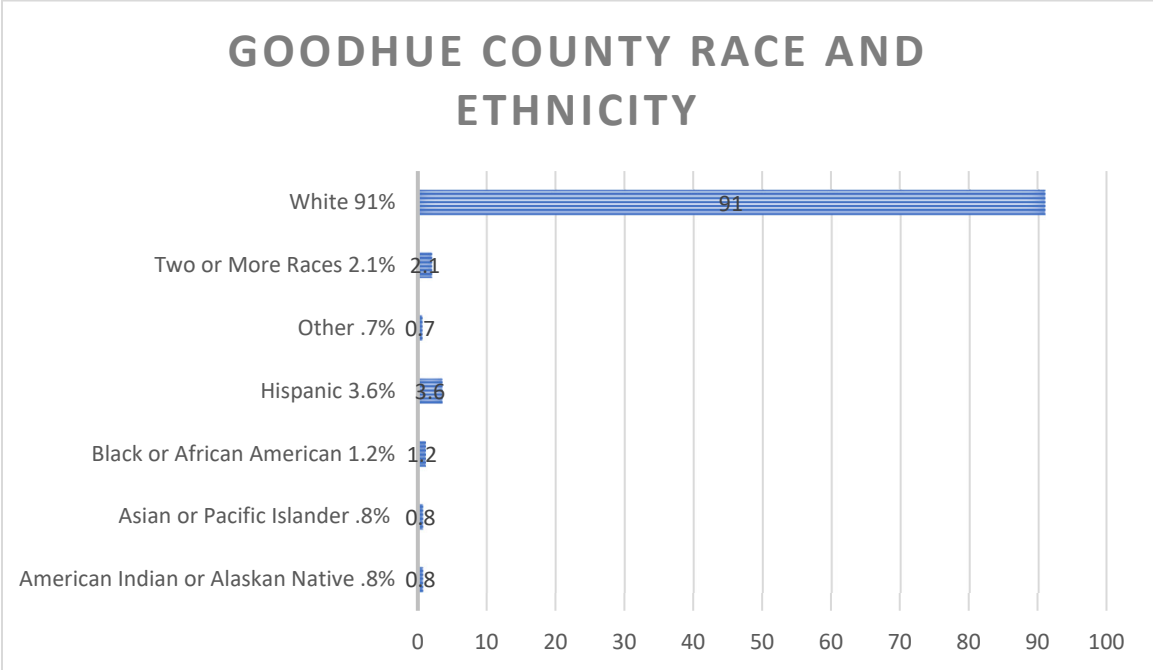
Goodhue County

Court Services

Vision

To foster a safe and just community through our commitment to equity, accountability, and empowerment. We envision a future where individuals under our supervision are provided with the necessary tools, support, and opportunities for positive change, ultimately breaking the cycle of criminal behavior. By collaborating with stakeholders, leveraging evidence-based practices, and embracing continuous improvement, we aspire to build a society where the public is safe, and every individual has the chance to rebuild their lives and contribute positively to the community.

Goodhue County Race and Ethnicity Statistics



*Per the 2022 Goodhue County Health Needs Assessment

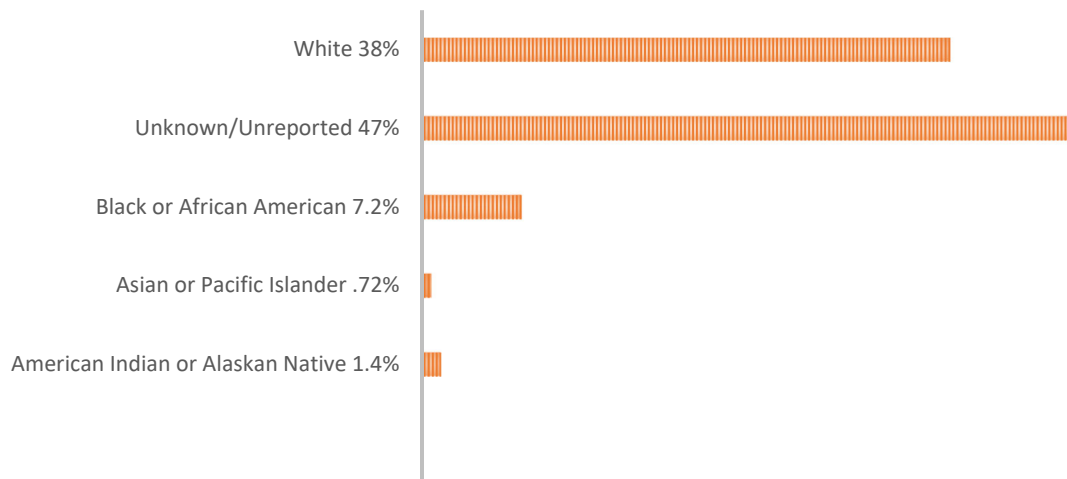


Adult Statistics

Total Cases: 700

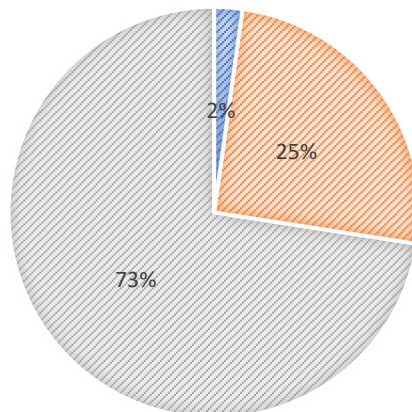
Age Range of Clients: 18-83

RACE OF GOODHUE COUNTY ADULT CLIENTS



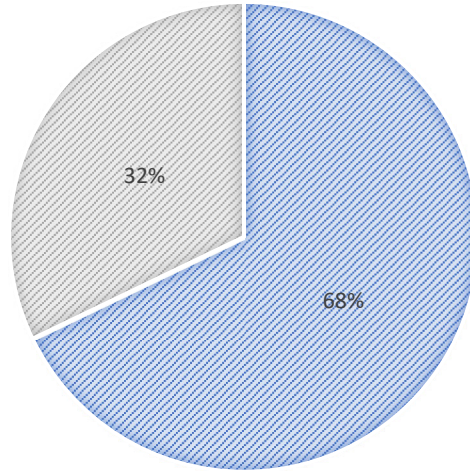
ETHNICITY OF GOODHUE COUNTY ADULT CLIENTS

■ Hispanic 2.1% ■ Non-Hispanic 24% ■ Unknown/Unreported 69%



ADULT CLIENT GENDER

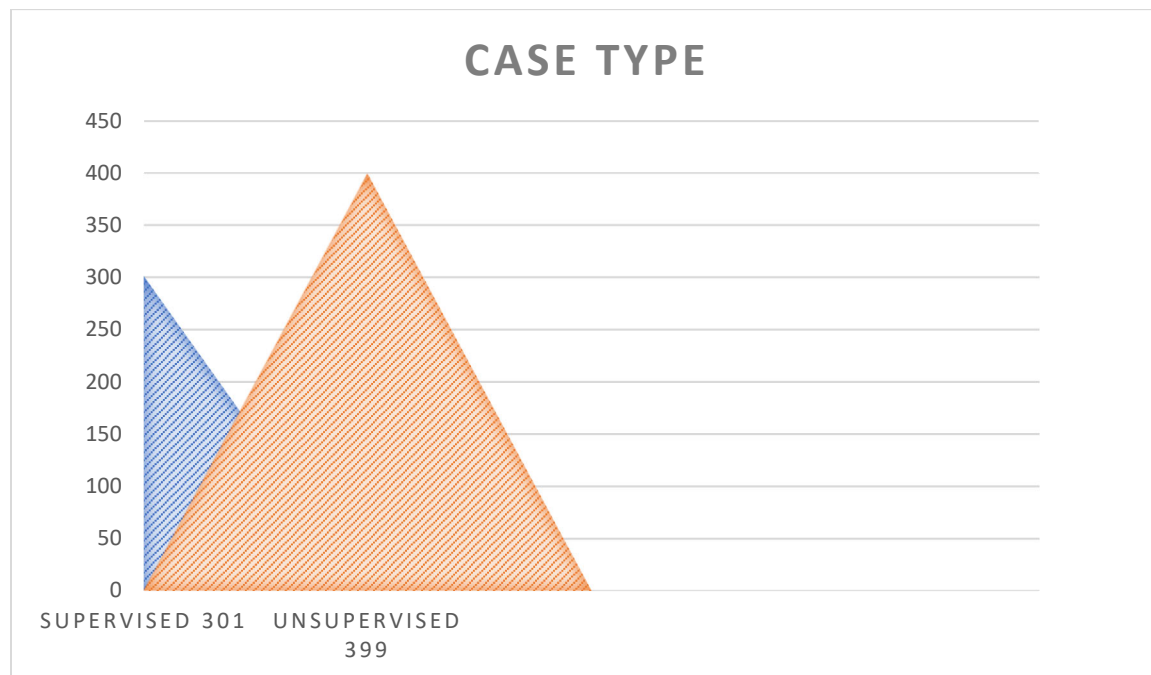
■ Male 475 ■ Female 225



Cases/Client Data

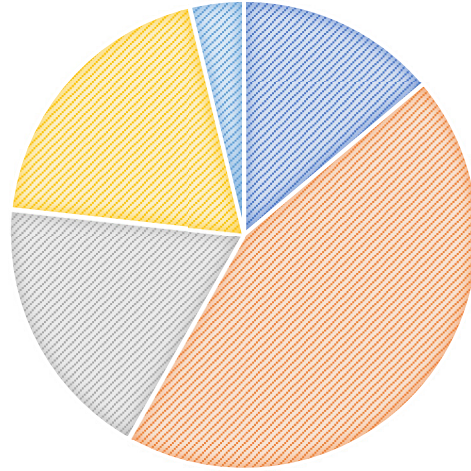
Supervised 43%
Unsupervised 57%

CASE TYPE



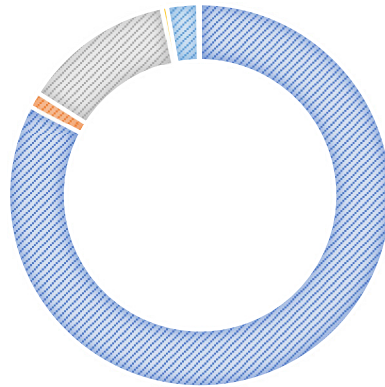
SUPERVISION LEVEL

■ Blank 74 ■ Low Admin 227 ■ Low 95 ■ Medium 100 ■ High 19



CASE CLOSED STATUS

■ Discharged 568 ■ Closed-No Ongoing Responsibility 9
■ Dismissed-No Conviction or Adjudication 88 ■ Complete Early 3
■ Executed Sentence 18 ■ Death 1



Most Common Offense Types of Pretrial Opened Cases of 2023

Description	Male	Female	Total
Assault	22	13	35
Assault Domestic	39	8	47
Burglary	1	1	2
Crim Veh Operation-Bodily Harm	2	2	4
Crime Against Administration of Justice	7	3	10
Crime Against Government	1	1	2
Criminal Sexual Conduct	3	0	3
Disturbing the Peace/Privacy	27	13	40
Drugs	25	26	51
DWI	144	54	198
Forgery/Counterfeiting	4	3	7
Harassment/Stalking/Bias	13	5	18
Obscenity	1	0	1
Property Damage	8	2	10
Stolen Property	4	1	5
Theft	23	18	41
Traffic/Accident	97	42	139
Vehicle Theft/Vehicle Theft Related	1	0	1
Weapons	6	0	6
Grand Total	428	192	620

Most Common Offense Types of Supervised Opened Cases of 2023

Description	Male	Female	Total
Assault	16	8	24
Assault Domestic	27	4	31
Burglary	0	1	1
Crim Veh Operation-Bodily Harm	2	2	4
Crimes Against Administration of Justice	7	3	10
Crimes Against Government	1	1	2
Criminal Sexual Conduct	1	0	1
Disturbing the Peace/Privacy	23	9	32
Drugs	25	26	51
DWI	131	53	184
Forgery/Counterfeiting	4	3	7

Harassment/Stalking/Bias	13	3	16
Obscenity	1	0	1
Property Damage	7	2	9
Stolen Property	4	1	5
Theft	22	17	39
Traffic/Accident	94	42	136
Weapons	6	0	6
Grand Total	384	175	559

Probation Cases Opened Jan 1, 2023 - Dec 31, 2023	529
Administrative	116
Supervised Traditional Adult Adjudicated	73
Traditional	291
Transfer Out	30
Warrant	19

Clients Annually Served	
Female	268
Male	516
Grand Total	784

Statistical Summary	
Beginning Client Count	783
New Clients Added	784
Closed Clients	706
Ending Client Count	861
Clients Processed	1567

*Difference in numbers varies due to pretrial case load and prior cases opened

Felony Reduced Cases

Total Cases: 69

Drug Charges

26 Total (38%)

1st Degree	1
5 th Degree	6
5 th Degree Amended Down by Statute Change	19

Burglary and Theft

17 Total (25%)

1 st -3 rd Degree	8
Possession of Burglary Tools	1
Theft	5
Motor Vehicle Theft	2
Mail Theft	1

Financial Crimes

4 Total (6%)

Transaction Card Fraud	3
Lottery Fraud	1

Fleeing

3 Total (4%)

Police in a Motor Vehicle	3
---------------------------	---

Property Crimes

3 Total (4%)

Damage to Property	1
Receiving Stolen Property	2

Person Crimes

16 Total (23%)

2 nd Degree Assault with a Dangerous Weapon	1
Assault of a Police Officer	1
Criminal Vehicular Operation	2
Threats of Violence	5
Domestic Assault by Strangulation	5
Domestic Assault—Violate Order for Protection	1
Domestic Assault—Violate Harassment	1
Restraining Order	

Petty Misdemeanors Monitored

241

Programming Conditions Ordered

Domestic Abuse Assessment	98
Domestic Abuse Education	51
Anger Management	24
Community Work Service	142
Sentence to Service	34
Cognitive Skills	149
Driver Improvement	16
8-hour DWI Clinic	58
12 or 16-hour DWI Clinics	13
Batterer's Groups	2

Local Incarceration Condition

Days Ordered	19,947
Days Completed	8,854
Days Suspended	8,103
Days Remaining	2,990

EAM/EHM Condition

Days Ordered	6143
Days Completed	1668
Days Suspended	68
Days Remaining	4407

PSIs Completed

Gross Misdemeanor	14
Misdemeanor	58

Fees

Adult total assessed	\$153,102
Adult total suspended	\$23,250
Adult total paid	\$46,915
Adult unpaid balance	\$82,940

DNA**50****Agent Caseload Numbers Snapshot**

	January 31	June 30	December 31
Andrea Emery	119	140	136
Aric Walsh	122	138	135
Dan Kelly	118	146	142
Emily Ostlund	148	175	154
Janet Ferguson	96	12	72
Kate Hanley	133 (Petty) 1 (Admin)	128 (Petty) 104 (Admin)	92 (Petty) 8 (Admin)
Lindsey Frost	N/A	N/A	40 (Petty) 79 (Admin)
Rhonda VanSchoonhoven	112	88	35

Goodhue County Clients Geographical Breakdown

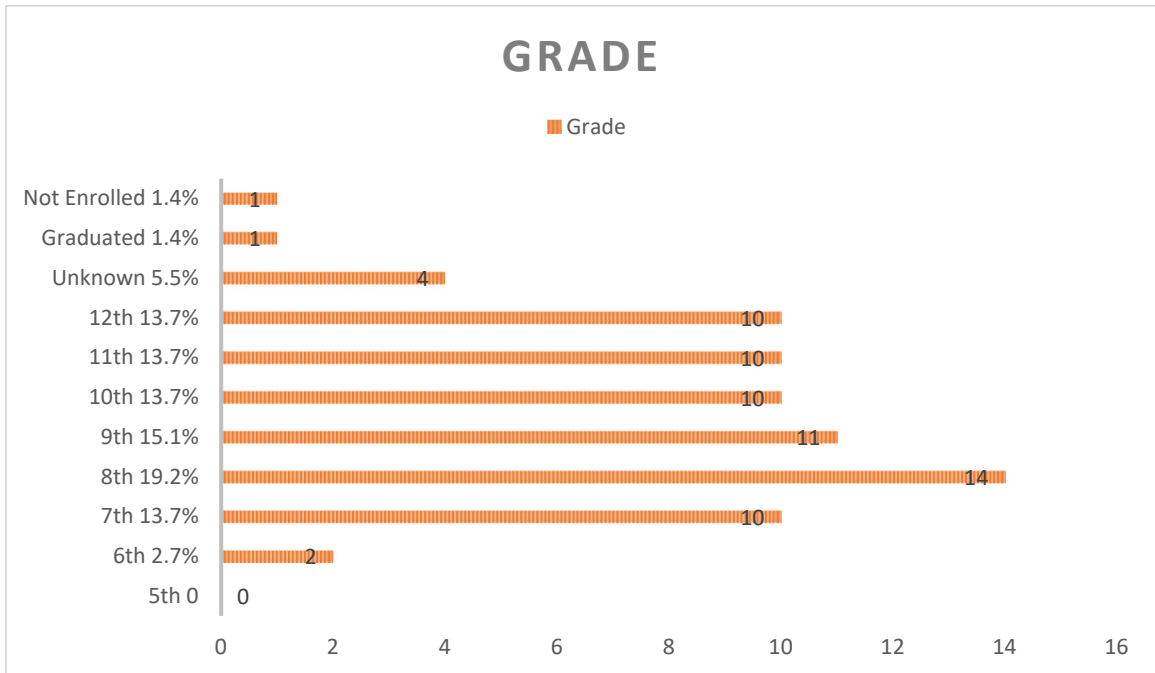
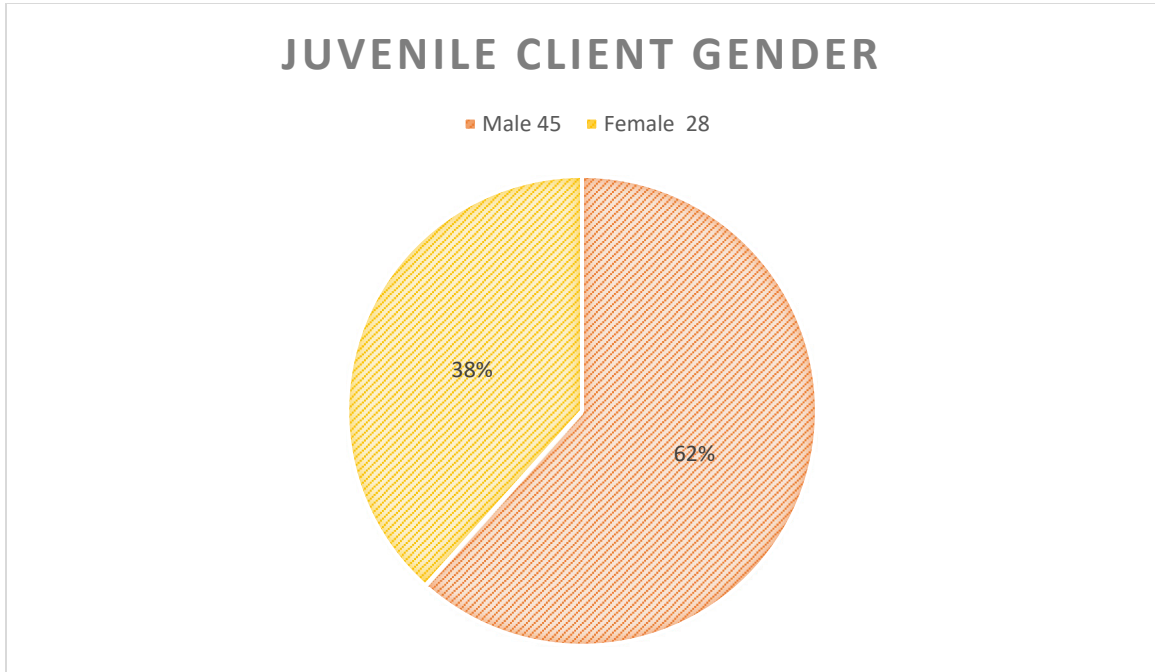
Bellchester	1
Cannon Falls	48
Dennison	1
Frontenac	2
Goodhue	18
Kenyon	12
Lake City	16
Mazeppa	3
Pine Island	19
Red Wing	124
Wanamingo	4
Welch	9
Zumbrota	22
Non-Goodhue County Residents	587



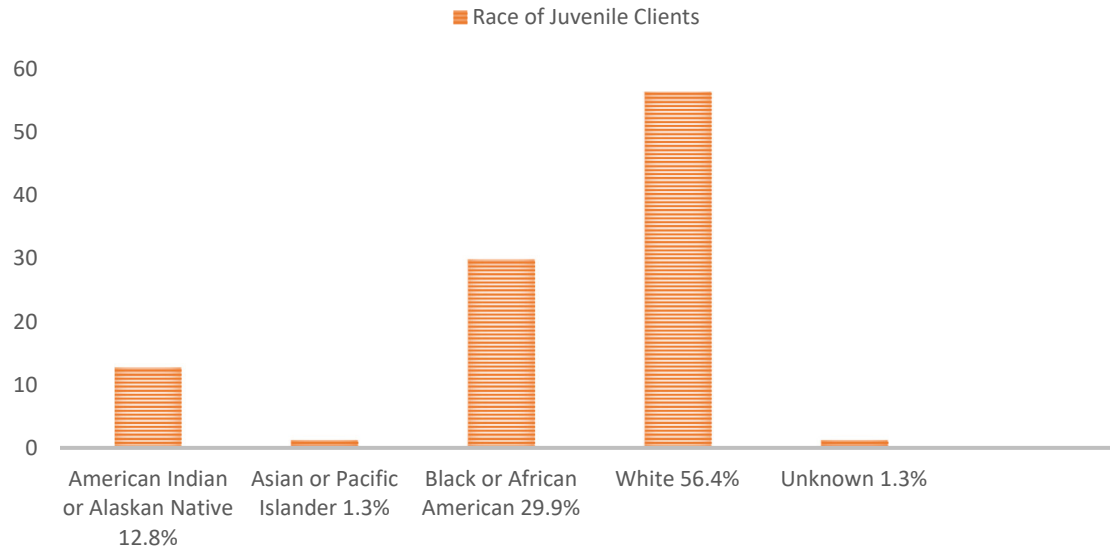
Juvenile Statistics

Total Cases: 73

Age Range of Clients: 11-17



RACE OF JUVENILE CLIENTS



2023 Sentence to Service Projects

Offense Levels	Male	Female	Total
Assault	16	7	23
Crime Against Administration of Justice	2	2	4
Crime Against the Government	2	0	2
Criminal Sexual Conduct	4	1	5
Disturbing the Peace/Privacy	22	14	36
Domestic Assault	3	1	4
Drugs	3	1	4
Escape/Flight	1	0	1
Forgery/Counterfeiting	1	1	1
Homicide	2	0	2
Misc./Federal/Juvenile	3	1	4
Obscenity	1	0	1
Other Person	0	1	1
Property Damage	12	1	13
Robbery	3	1	4
Stolen Property	0	1	1
Theft	5	3	8
Traffic/Accident	1	1	2
Vehicle Theft/Vehicle Theft Related	1	1	2
Total	82	36	118

Probation Cases Opened January 1, 2023 – December 31, 2023: Total 110

Administrative	25
Supervised Traditional Delinquency Cases	72
Monitoring Preadmit (Pre-Trial)	13

Clients Annually Served: 58 Total

Male: 38

Female: 20

*Difference in numbers varies due to pretrial case load and prior cases opened

*Petty traffic cases not included

Statistical Summary

Beginning Client Count	59
New Clients Added	75
Clients Processed	134
Closed Clients	76
Ending Client Count	58
Beginning Cases	76
New Cases Opened	103
Cases Processed	179
Closed Cases	107

Cases Risk Levels

High	0
Medium	17
Low	44
Unclassified	36

Mental Health Screening Report

MAYSI Screened	34
Received Assessment	16
Referred for Assessment	14
Exempt (already screened within 180 days or under the care of Mental Health Professional)	15

Court Ordered Conditions

Fees-JUV Corr Serv Fee in lieu of CWS	9
Fees-JUV Drug & Alcohol Class	5
Restitution	26
CSW—Pay off Restitution	2
Sentence to Service	68 days ordered-53 days completed
Sentence to Service for Fines/Restitution	2
Community Work Service	83 clients ordered to a total of 971 hours-631 hours completed
EHM	22 ordered-7 completed
Testing UA	19 clients tested
DNA	33—including 24 vacated by Court and 9 successfully collected

Juvenile Completion Codes

Unsatisfactory	15
Completion	58
Death	1

Offense Levels

Felony	17
Gross Misdemeanor	9
Misdemeanor	69
Petty Misdemeanor	4

Fees

Juvenile total assessed	\$1145
Juvenile total paid	\$1145

Agent Caseload Numbers Snapshot

	January 31	June 30	December 31
Kristin	30	22	34
Kristin Petty	10	5	7
Pat	26	26	28
Pat Petty	5	10	12

Goodhue County Clients Geographical Breakdown

Cannon Falls	4
Dennison	1
Goodhue	2
Kenyon	2
Pine Island	2
Red Wing	49
Welch	1
Zumbrota	11

Out of Home Placement (OOHP) Data

Facility	Days
Dakota County Juvenile Services Center	81
Scott County Juvenile Alternative Center	16
Northwestern Minnesota Juvenile Center	18
West Central Regional Juvenile Center	272
Washington County Juvenile Detention Center	8
Prairie Lakes Youth Program	246
Electric Home Monitoring/GPS Monitoring	455

Court Services Expenditures for Monitoring and Placement

Description	Actual	Unduplicated Children Count	Male	Female
Electric Home Monitoring	\$ 4,374.00	9	6	3
Placement Costs i.e. meds, clothing etc.	\$ 1,370.99	4	2	2
Rule 8	\$ 8,364.64	1	1	0
Dept of Corrections	\$ 216,028	10	4	6
Crisis Care Shelter	\$ 9,425	3	3	0
TOTAL	\$ 239,562.33			