



Goodhue County Finance &
Taxpayer Services
509 W 5th St
Red Wing, MN 55066
651-385-3038

TO: County Board of Commissioners
FROM: Lucas Dahling
SUBJECT: Performance Measures
DATE: June 17, 2025

Background:

Goodhue County has participated in the Performance Measurement Program since 2019. A county or city that elects to participate in the standard measures/performance measurement program is eligible for a reimbursement of \$0.14 per capita in local government aid, not to exceed \$25,000. A participating entity is also exempt from levy limits under Minnesota statutes sections 275.70 to 275.74 for taxes payable in the following calendar year, if levy limits are in effect.

Discussion:

In order to receive the per capita reimbursement and levy limit exemption in 2025, if any, counties and cities must file a report (in a PDF format) with the Office of the State Auditor by July 1, 2025. The report consists of a 2025 resolution approved by the county board and a document showing the actual results of the performance measures adopted by the county.

Recommendation:

Staff in the department of Finance & Taxpayer Services recommend approving the resolution "Performance Measures".

Find your Good here.

BOARD OF COUNTY COMMISSIONERS
GOODHUE COUNTY, MINNESOTA

Date: June 17, 2025

WHEREAS In 2010, the Minnesota Legislature created the Council on Local Results and Innovation; and

WHEREAS The County on Local Results and Innovation developed a standard set of performance measures that will aid residents, taxpayers and state and local elected officials in determining the efficacy of counties in providing services and measure residents' opinion of those services; and

WHEREAS Benefits to Goodhue County for participation in the Minnesota Council on Local Results and Innovation's comprehensive performance measurement program are outlined in MS 6.91 and include eligibility for a reimbursement of \$.14 per capita, as set by State statute; and

WHEREAS Any city or county participating in the comprehensive performance measurement program is also exempt from levy limits for taxes, if levy limits are in effect; and

WHEREAS The Goodhue County Board has adopted and implemented at least 10 of the performance measures, as developed by the Council on Local Results and Innovation, and a system to use this information to help plan, budget, manage and evaluate programs and processes for optimal future outcomes;

NOW THEREFORE LET IT BE RESOLVED THAT, Goodhue County will continue to report the results of the performance measures to its citizenry by the end of the year through publication, direct mailing, posting on the County's website, or through a public hearing at which the budget and levy will be discussed and public input allowed.

BE IT FURTHER RESOLVED, Goodhue County will submit to the Office of the State Auditor the actual results of the performance measures adopted by the County.

State of Minnesota
County of Goodhue

Anderson	Yes_____	No_____
Betcher	Yes_____	No_____
Flanders	Yes_____	No_____
Greseth	Yes_____	No_____
Majerus	Yes_____	No_____

I, Scott Arneson, duly appointed, qualified and County Administrator of the County of Goodhue, State of Minnesota, do hereby certify that I have compared the foregoing copy of a resolution with the original minutes of the proceedings of the Board of County Commissioners, Goodhue County, Minnesota at their session held on the 17th day of June 2025, no on file in my office, and have found the same to be a true and correct copy thereof.

Witness my hand and official seal at Red Wing, Minnesota,
this 17th day of June 2025.

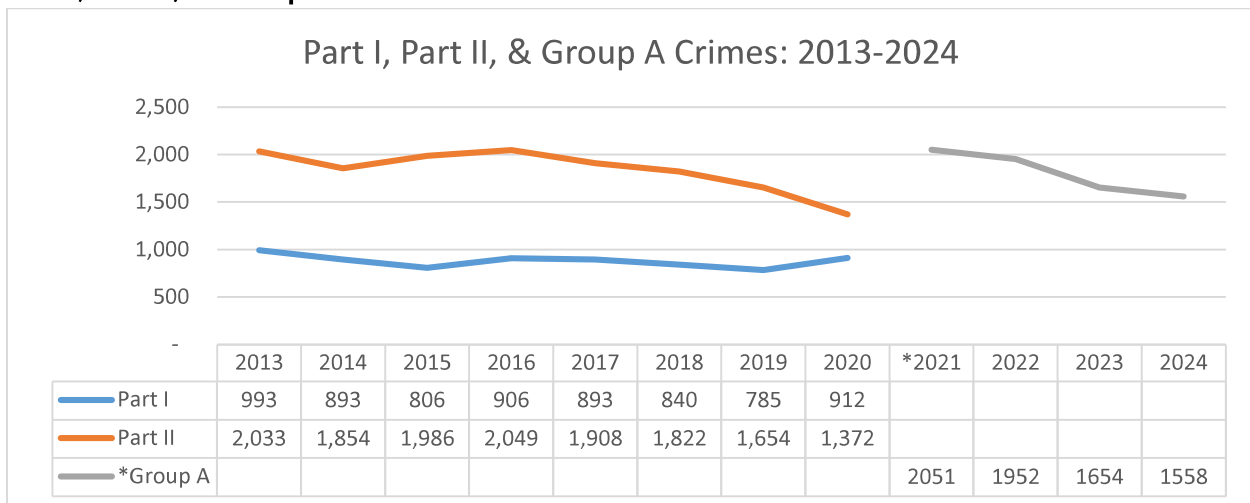
Scott Arneson
Goodhue County Administrator



PERFORMANCE MEASURES - 2025

PUBLIC SAFETY

Part I, Part II, & Group A Crime Rates

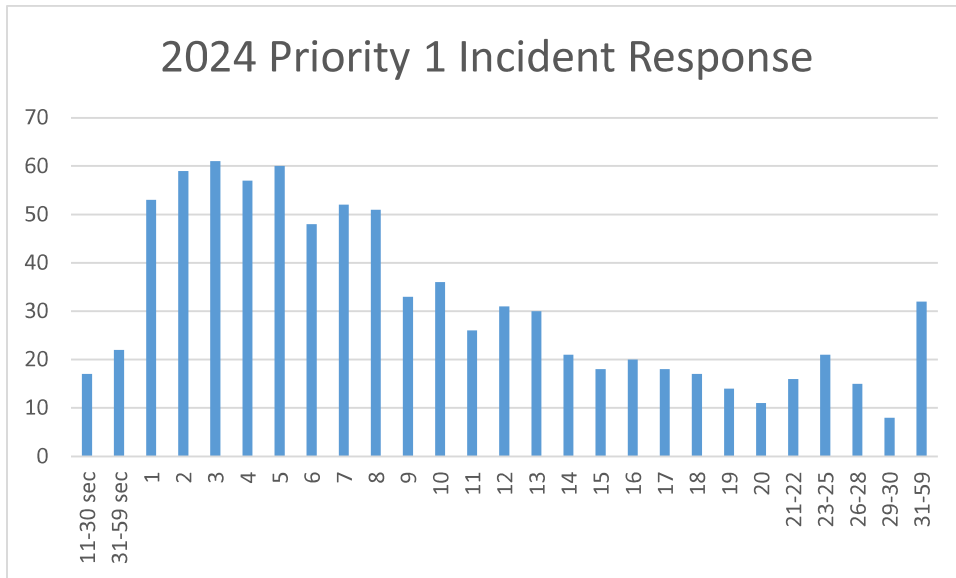


Part I crimes include homicide, sexual assault, robbery, aggravated assault, arson, human trafficking, burglary, larceny, and motor vehicle thefts. Part II crimes include other assaults, forgery/counterfeiting, fraud, embezzlement, property theft, vandalism, weapons violations, prostitution and other sex offenses, drug abuse violations, gambling, offenses against family and children, driving under the influence and other liquor law violations, disorderly conduct, vagrancy and all other offenses that do not fit in the Part I or any other category. Data shown is number of occurrences per type. *The reporting types of crimes and detail about those crimes changed with the introduction of the Minnesota Crime Data Explorer and the National Incident-Based Reporting System. Group A Offences are categorized as crimes against persons, crimes against property and crimes against society.

Data source: Minnesota Department of Public Safety, Uniform Crime Report(s)(2013-2020); Minnesota Crime Data Explorer webpage: cde.state.mn.us (2021-2024).

Deputy Response Time

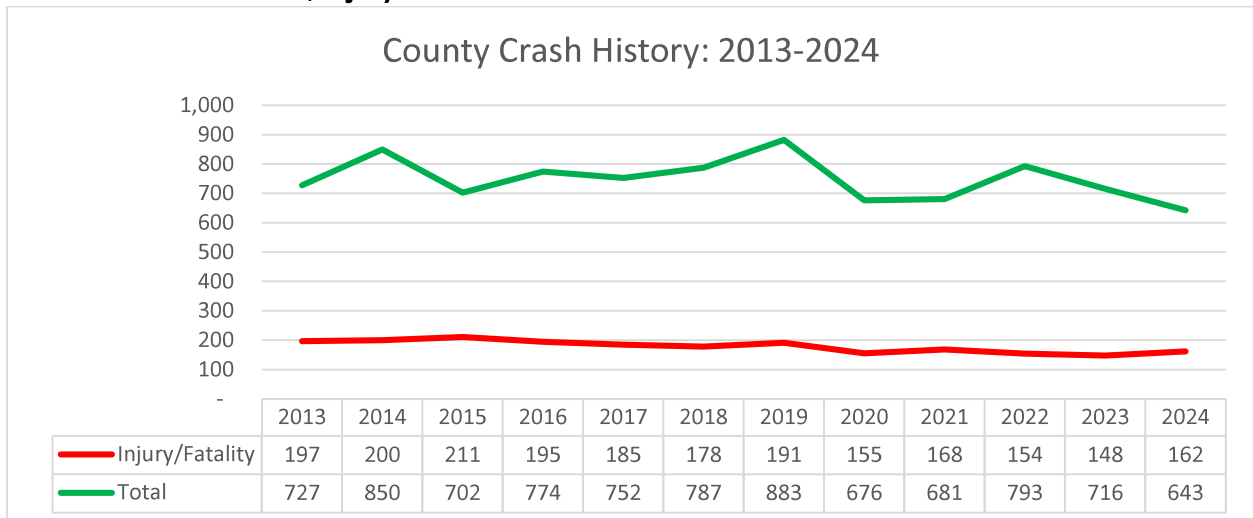
The Goodhue County Sheriff's Office responded to 4,760 Priority 1 incidents between 1/1/24 and 12/31/24.



Data source: Goodhue County Sheriff's Office

(Note: Accurate response time from dispatch to arrival on scene is dependent on deputies reporting scene arrival to dispatch in a timely manner. Of the 4,760 total incidents, 4,206 had a response time of 0:00-0:10 and 15 had times greater than 1 hour.)

Total Number of Fatal/Injury Accidents



Data Source: Minnesota Department of Public Safety, Office of Traffic Safety, Comprehensive Annual Traffic Crash Data Report(s) (2013-2020). MN Crash webpage: mncrash.state.mn.us (2021-2024).

PUBLIC WORKS

Snow Plowing Time

It takes an average of 4 hours to plow county roadways during an average snowfall event

Data Source: internal county records

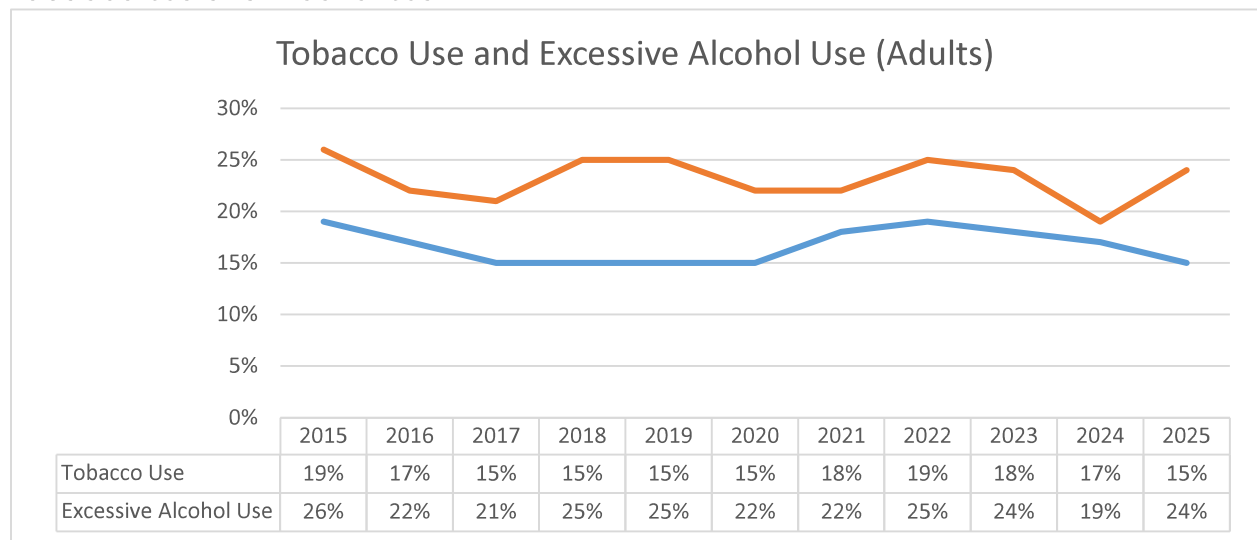
PUBLIC HEALTH AND SOCIAL SERVICES

General Life Expectancy

Average Life expectancy in Goodhue County is 78.7 as of 2025. The average for all Minnesota counties is 79.3. There are 39 counties with the same or lower average life expectancies and 48 with higher values than Goodhue County.

Data Source: www.countyhealthrankings.org

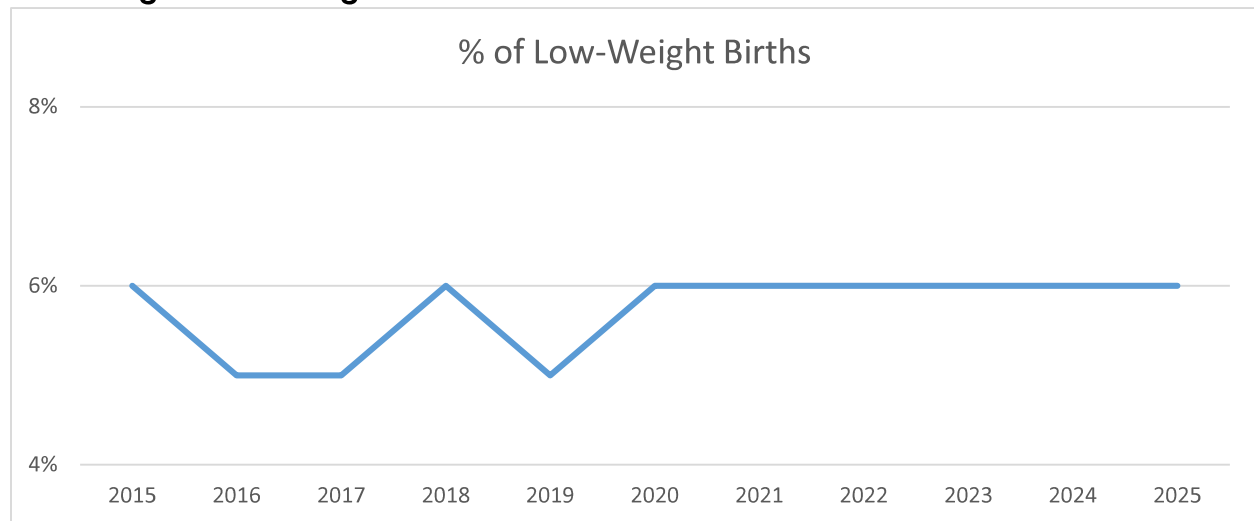
Tobacco Use and Alcohol Use



The average % for all Minnesota counties for tobacco use in 2025 is 19%. The range in Minnesota Counties is 9-26%. Tobacco use includes cigarettes and smokeless tobacco use. The average % for all Minnesota counties for excessive drinking in 2025 is 23%. The range in Minnesota Counties is 20-26%.

Data Source: www.countyhealthrankings.org

Percentage of Low-Weight Births



The average for Minnesota is 7%. The average for the United States is 8%.

Data Source: www.countyhealthrankings.org

Child Support Program Effectiveness

Child support is money a parent is court-ordered to pay to their child's other parent or caregiver for the support of a child. Program effectiveness is calculated as the total dollars collected by the County for the year divided by the total dollars distributed for child support services during that same year. This calculation is a form of Return on Investment, and is also referred to as the "CSPIA collections/expense ratio".

Year	Ratio
2014	\$ 4.22
2015	\$ 4.03
2016	\$ 3.85
2017	\$ 4.39
2018	\$ 4.10
2019	\$ 3.88
2020	\$ 4.19
2021	\$ 3.52
2022	\$ 3.22
2023	\$ 3.33
2024	\$ 2.93

Goodhue County ranks 23 out of 77 applicable counties for 2024. The statewide ratio for 2024 was \$2.65.

Data Source: Minnesota Department of Human Services, Child Support Performance report

PROPERTY RECORDS, VALUATION, ASSESSMENT

Level of Assessment Ratio

Property Type	Median Ratio
Commercial	99.17%
Residential	97.73% *
Agricultural/Rural	96.01% **

Data source; Minnesota Department of Revenue, 2024 Assessment Sales Ratio Study. (Note: the Department of Revenue proscribes that assessments should consistently fall within a range of 95% - 105%.

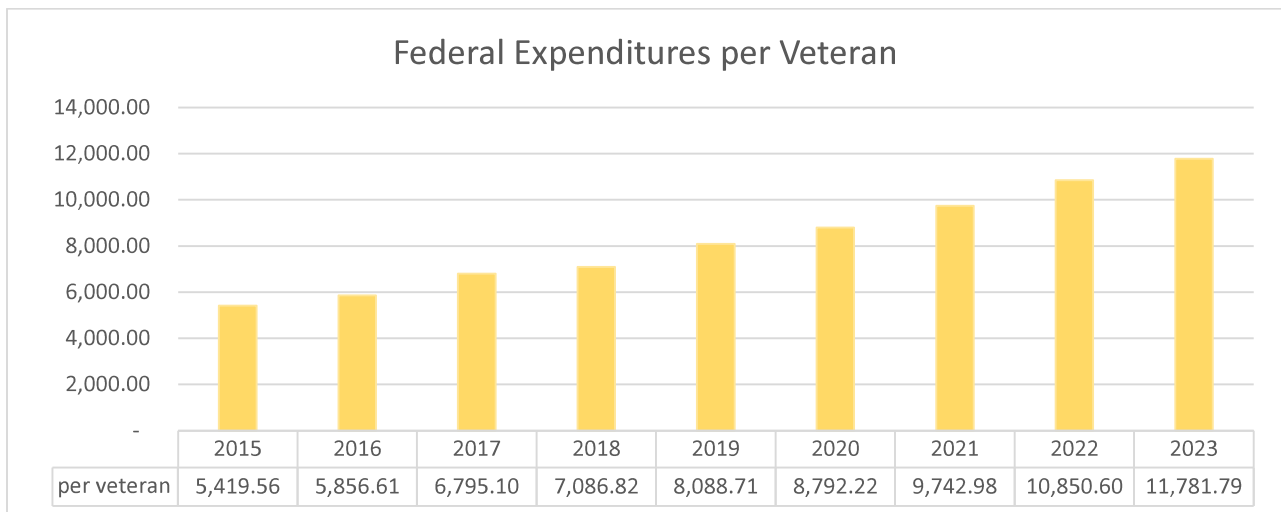
* Simple (not weighted) average of Residential, Seasonal On- and Off-water categories

** Simple (not weighted) average of Rural vacant and agricultural (bare and improved) land.

VETERANS SERVICES

Dollars for Veterans' Benefits

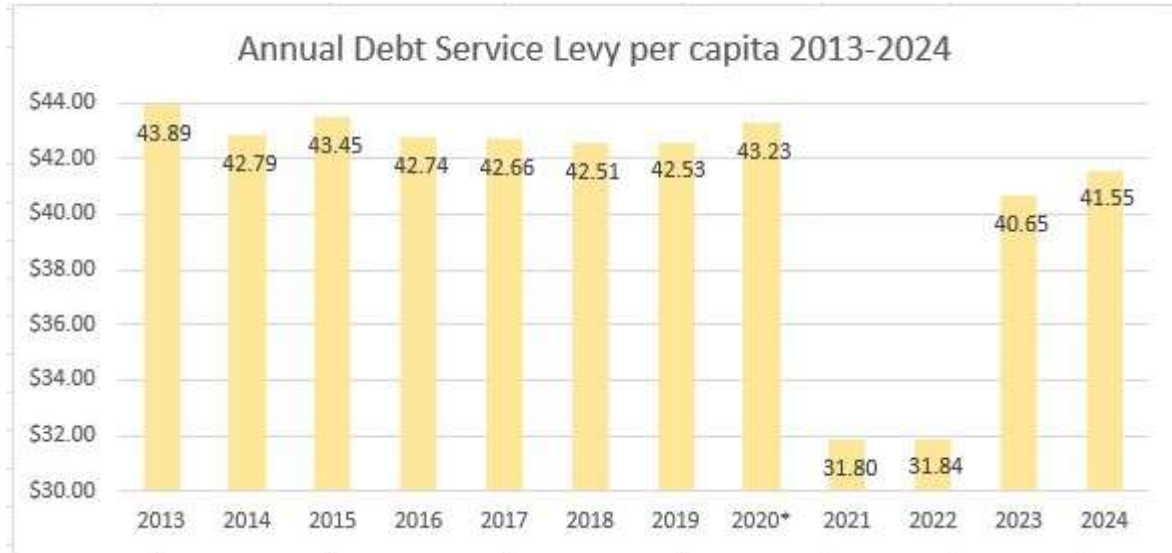
Federal expenditures in Goodhue County for veterans' benefits totaled \$35,204,000 for 2023. Combined with a decrease of 23.7% of the County's veteran population from 2015-2023, Goodhue County has had an increase of funds per veteran of over 117% between 2015 and 2023.



Data source: U.S. Department of Veterans Affairs, National Center for Veterans Analysis and Statistics, Expenditures report. 2024 data was not available at the time of the filing of this report.

BUDGET AND FINANCIAL

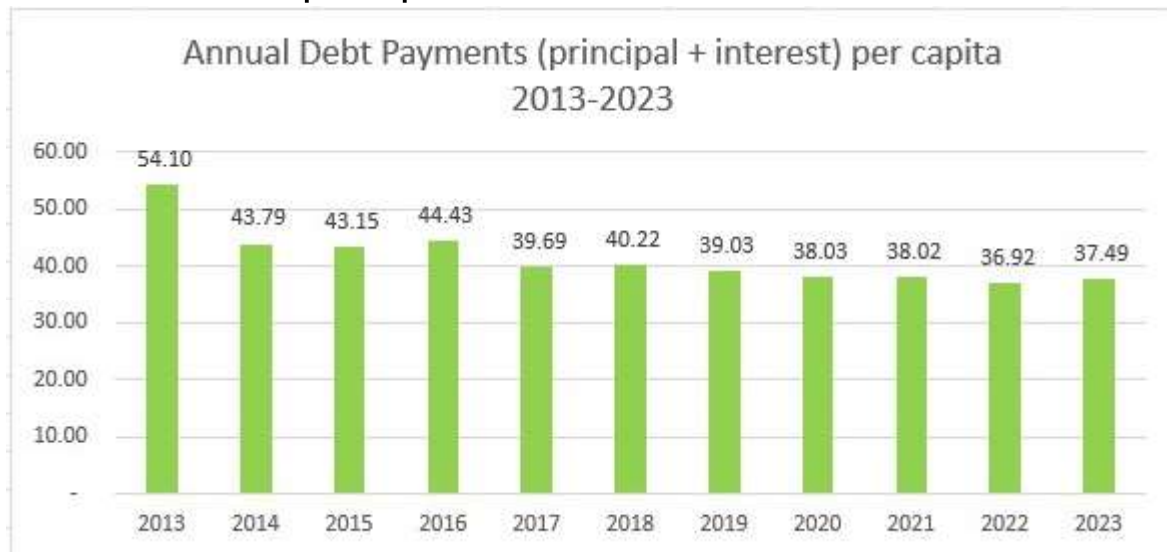
Annual Debt Service Levy per Capita



*2020 includes anticipated expense for the Landfill Program with State.

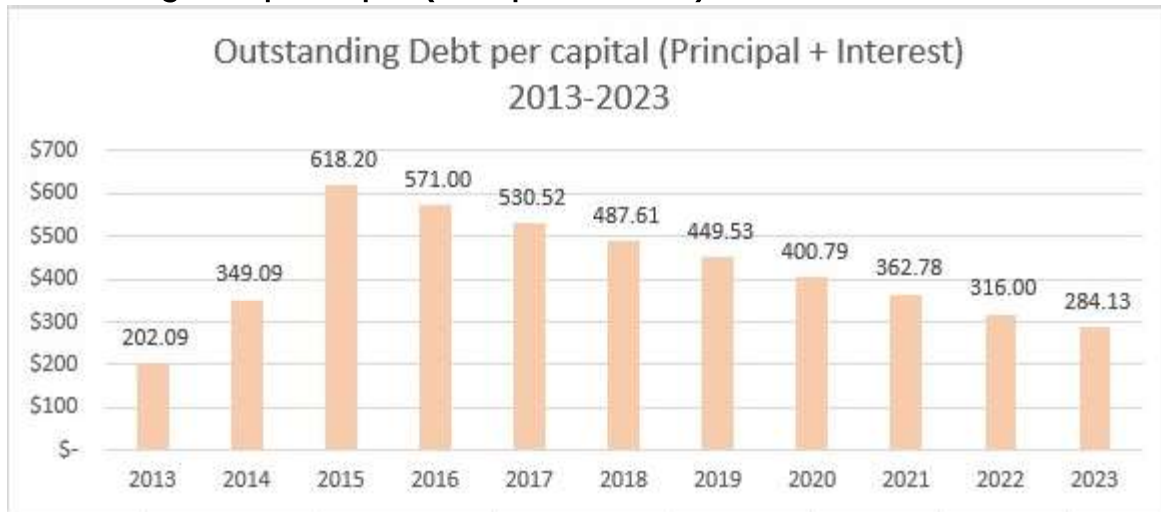
Data sources: Debt service levy-annual approved budget (detail budget); Population-(federal) Bureau of Economic Analysis for years 2013-2017, Minnesota State Demographic Center for years 2018-2019, 2020, 2022, 2023, Census for years 2020-2021.

Annual Debt Service per Capita



Data sources: Debt service-annual financial statements; Population-(federal) Bureau of Economic Analysis for years 2013-2017, Minnesota State Demographic Center for years 2018-2019, 2022, 2023 Census 2020-2021. 2024 data was not available at the time of the filing of this report.

Outstanding Debt per Capita (Principal + Interest)



Data sources: Debt service-annual financial statements; Population-(federal) Bureau of Economic Analysis for years 2013-2017, Minnesota State Demographic Center for years 2018-2019, 2022, 2023, Census 2020-2021. 2024 data was not available at the time of the filing of this report.

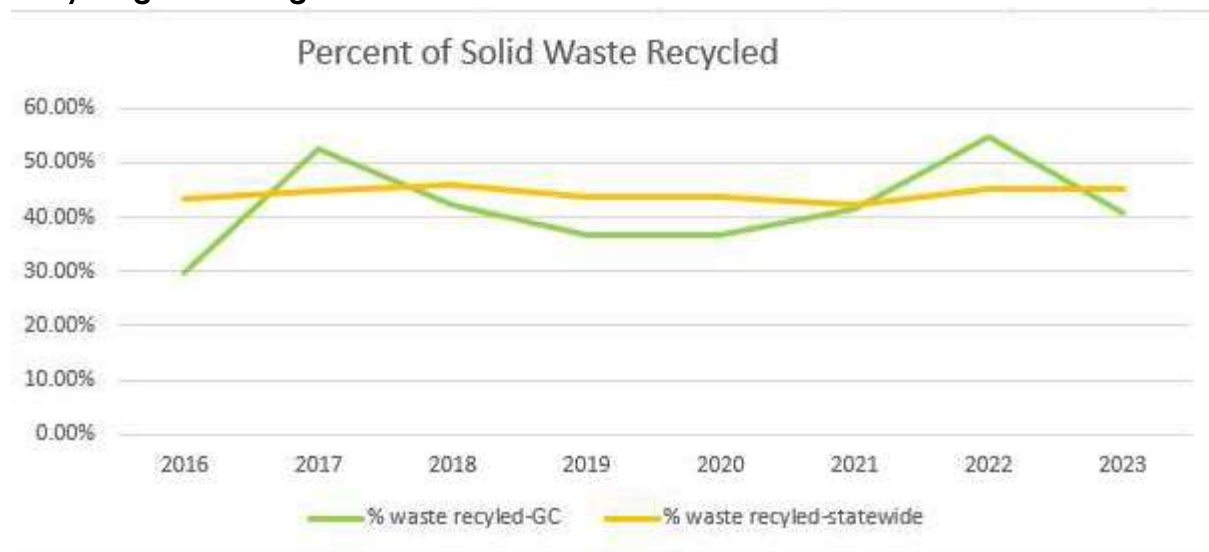
ELECTIONS

Accuracy of Post-Election Audit

Internal audits following the 2016, 2018, 2020, 2022, and 2024 general elections showed that 100% of ballots were accurately tabulated. One of our precincts was selected for external review by the Elections Administration division of the Office of the Minnesota Secretary of State following the 2018 and 2024 election; no issues were found during those reviews. We did not have a precinct selected for audit by the Office of the Minnesota Secretary of State following the 2020 or 2022 elections. Goodhue County did not participate in any state-wide elections in 2023.

ENVIRONMENTAL

Recycling Percentage



The state-wide average for all counties for 2023 was 45.3%. Goodhue County was below average in 2023 (40.6%). 2024 data was not available at the time of the filing of this report.

Data source: Minnesota Pollution Control Agency, SCORE report