



---

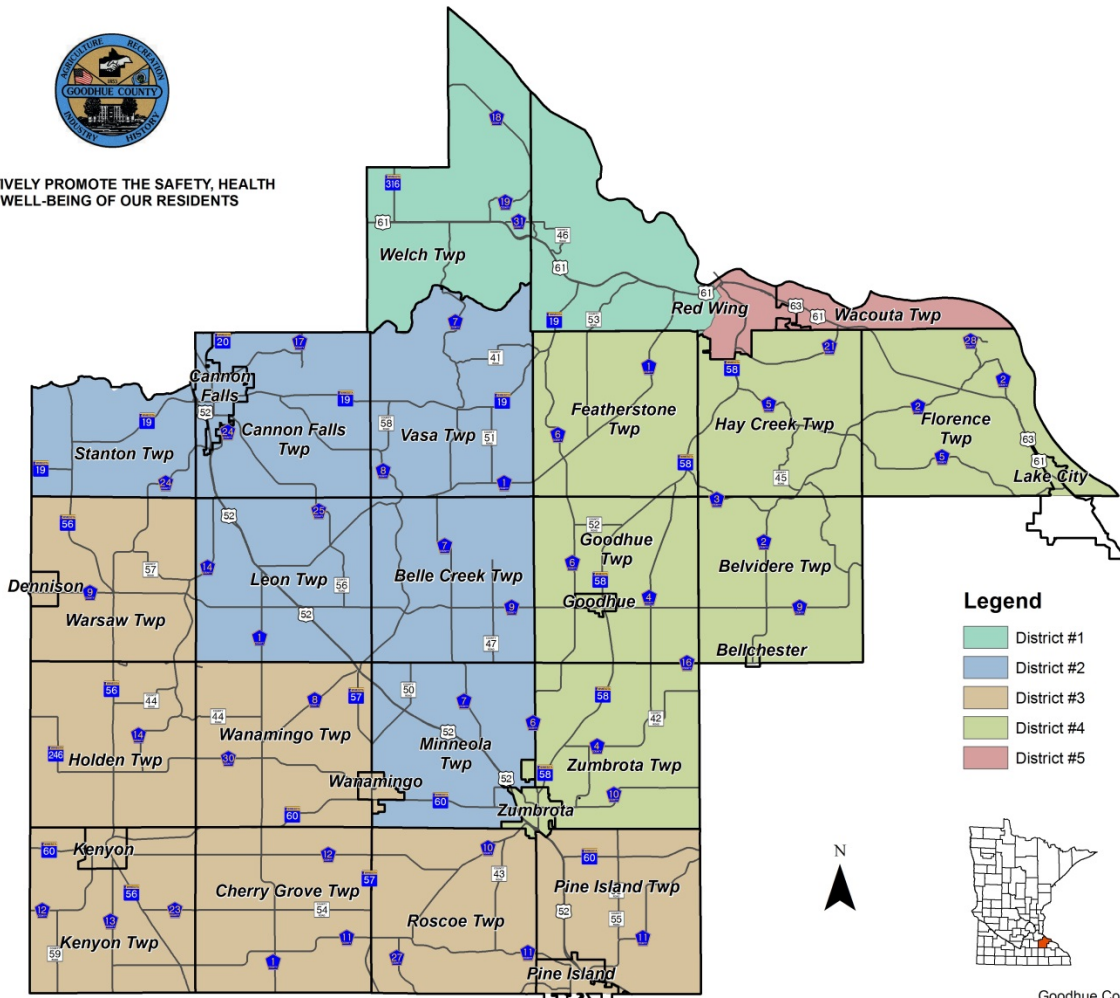
# BOARD OF COMMISSIONERS

FY 2020  
Approved  
Budget

# GOODHUE COUNTY, MINNESOTA COMMISSIONER DISTRICTS



TO EFFECTIVELY PROMOTE THE SAFETY, HEALTH  
AND WELL-BEING OF OUR RESIDENTS




- Legend**
- District #1
  - District #2
  - District #3
  - District #4
  - District #5



Goodhue County, MN 2015



**District 1**  
Commissioner Linda Flanders  
1121 West 4<sup>th</sup> Street  
Red Wing, MN 55066  
(651)212-6084  
Linda.flanders@co.goodhue.mn.us



**District 4**  
Commissioner Jason Majerus  
39111 County 2 Boulevard  
Goodhue, MN 55027  
(651)923-5185  
Jason.majerus@co.goodhue.mn.us



**District 2**  
Commissioner Brad Anderson  
10679 375<sup>th</sup> Street Way  
Cannon Falls, MN 55009  
(651)258-4462  
Brad.anderson@co.goodhue.mn.us



**District 5**  
Commissioner Paul Drotos  
1825 Twin Bluff Road  
Red Wing, MN 55066  
(651)388-1042  
Paul.drotos@co.goodhue.mn.us



**District 3**  
Commissioner Barney Nesseth  
41595 County 8 Boulevard  
Zumbrota, MN 55992  
(507)824-2003  
Byron.nesseth@co.goodhue.mn.us

**BOARD OF COUNTY COMMISSIONERS  
GOODHUE COUNTY, MINNESOTA**

Date: December 3, 2019

---

Moved by C/Drotos, seconded by C/Anderson, and carried (3-2-0) with C/Majerus and C/Nesseth dissenting to approve the following resolutions approving the 2020 Final Budget, Levy, and Capital Plan:

**WHEREAS**, The Goodhue County Board and Department Heads have conducted a lengthy, detailed budget planning process, and;

**WHEREAS**, The County Board has considered all correspondence regarding the same, and has again reviewed said proposed budget to determine that it does in fact represent fiscally responsible county government;

| <b>Budget</b>             |                              |                          |
|---------------------------|------------------------------|--------------------------|
| <b>FUND</b>               | <b>2020<br/>Expenditures</b> | <b>2020<br/>Revenues</b> |
| General Fund              | \$ 29,719,243                | \$ 10,041,577            |
| Public Works              | \$ 24,456,765                | \$ 19,761,751            |
| Health and Human Services | \$ 17,871,630                | \$ 10,027,386            |
| ISTS & Well Loan Program  | \$ 17,568                    | \$ 17,568                |
| EDA                       | \$ 85,933                    | \$ 58,990                |
| Capital Plan              | \$ 2,876,560                 | \$ 769,500               |
| Debt Services             | \$ 2,471,861                 | \$ 414,795               |
| Waste Management          | \$ 3,779,430                 | \$ 3,311,390             |
| <b>2020 Levy</b>          |                              | <b>\$ 36,876,033</b>     |
| Total                     | \$ 81,278,990                | \$ 81,278,990            |

**NOW, THEREFORE, BE IT RESOLVED**, that the proposed 2020 Goodhue County Budget be approved as presented.

**BOARD OF COUNTY COMMISSIONERS  
GOODHUE COUNTY, MINNESOTA**

December 3, 2019

**AND**

**WHEREAS**, Goodhue County Department Heads have submitted 2020 proposed department budgets which include anticipated revenues and expenditures; and

**WHEREAS**, The County Administrator has compiled all 2020 funding requests, revised and presented said requests to the County Board; and

**NOW, THEREFORE, BE IT RESOLVED**, that the Goodhue County Board of Commissioners does hereby certify to the State of Minnesota the following proposed property tax levy:

| Levy                      |                      |
|---------------------------|----------------------|
| Fund                      | 2020 Final Levy      |
| General Fund              | \$ 19,677,666        |
| Public Works              | \$ 4,695,014         |
| Health and Human Services | \$ 7,844,244         |
| ISTS & Well Loan Program  | \$ -                 |
| EDA                       | \$ 26,943            |
| Capital Plan              | \$ 2,107,060         |
| Debt Services             | \$ 2,057,066         |
| Waste Management          | \$ 468,040           |
| <b>Total</b>              | <b>\$ 36,876,033</b> |


**BE IT FURTHER RESOLVED**, that the County Auditor-Treasurer hereby certify the above-referenced levy to the Minnesota Department of Revenue.

State of Minnesota  
County of Goodhue

|          |   |  |
|----------|---|--|
| Majerus  | Yes <input type="checkbox"/>            | No <input checked="" type="checkbox"/> |
| Drotos   | Yes <input checked="" type="checkbox"/> | No <input type="checkbox"/>            |
| Nesseth  | Yes <input type="checkbox"/>            | No <input checked="" type="checkbox"/> |
| Anderson | Yes <input checked="" type="checkbox"/> | No <input type="checkbox"/>            |
| Flanders | Yes <input checked="" type="checkbox"/> | No <input type="checkbox"/>            |

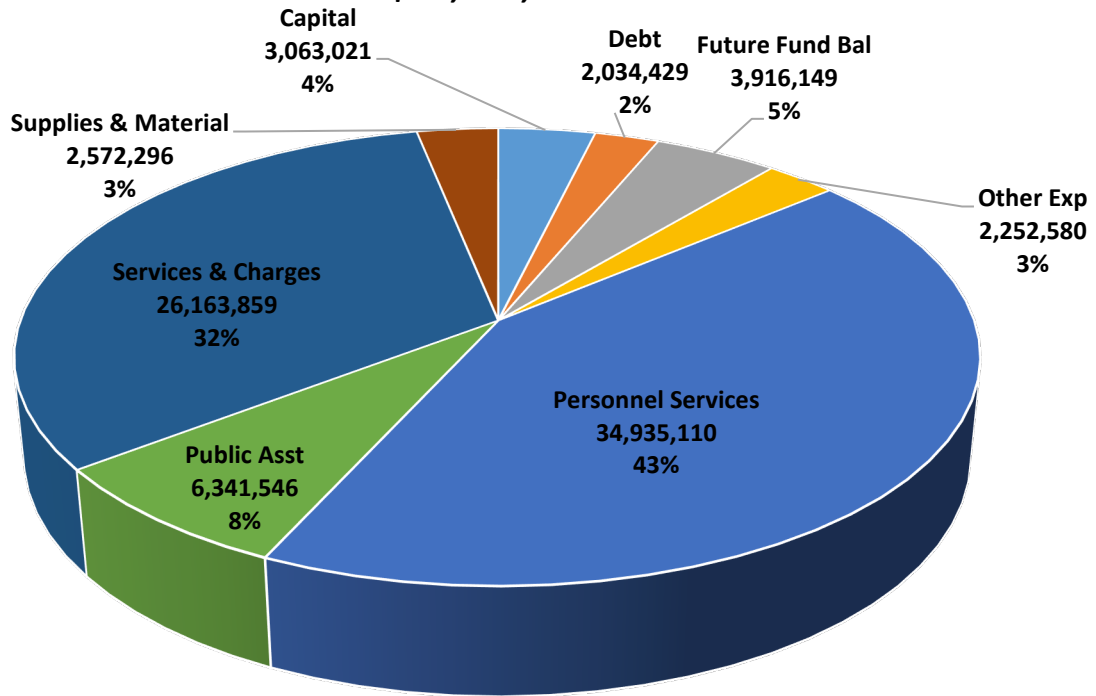
I, Scott O. Arneson, duly appointed, County Administrator of the County of Goodhue, State of Minnesota, do hereby certify that I have compared the foregoing copy of a resolution with the original minutes of the proceedings of the Board of County Commissioners, Goodhue County, Minnesota at their session held on the 3<sup>rd</sup> day of December, 2019, now on file in my office, and have found the same to be a true and correct copy thereof.

Witness my hand and official seal at Red Wing, Minnesota, this 3<sup>rd</sup> day of December, 2019.

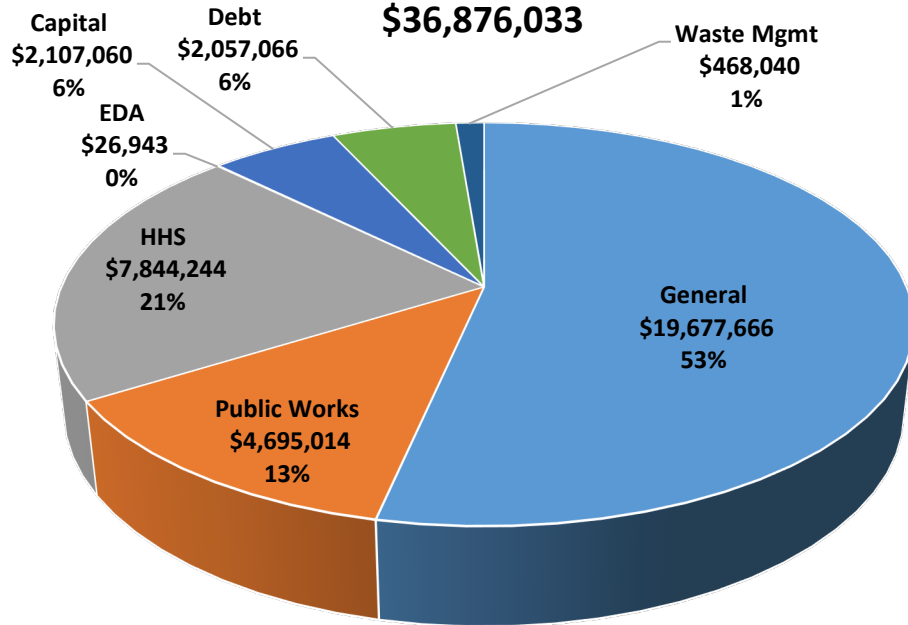


\_\_\_\_\_  
Scott O. Arneson  
County Administrator

**2020 Approved Budget  
\$81,278,990**



**2020 Approved Levy  
\$36,876,033**



## Levy History Detail

| Fund                    | Department                  | Dept #  | 2018 Levy   | 2019 Levy   | 2020 Approved Prelim Levy |
|-------------------------|-----------------------------|---------|-------------|-------------|---------------------------|
| General Revenue         | Gen Gov't Misc              | 001     | (2,232,833) | (2,176,319) | (2,770,071)               |
|                         | Outside Agencies            | 002     | 1,159,890   | 1,207,433   | 1,249,516                 |
|                         | County Board                | 005     | 249,147     | 258,595     | 250,947                   |
|                         | Court Administration        | 011     | 114,000     | 172,000     | 174,500                   |
|                         | Law Library                 | 025     | -           | -           | -                         |
|                         | Administration              | 031     | 432,709     | 446,107     | 438,981                   |
|                         | Auditor/Treasurer           | 041     | 734,741     | 730,398     | 792,918                   |
|                         | Assessor                    | 055     | 1,109,115   | 1,085,231   | 1,055,416                 |
|                         | Human Resource              | 061     | 565,236     | 590,099     | 671,236                   |
|                         | Information Technology      | 063     | 993,302     | 1,059,267   | 1,084,802                 |
|                         | Elections                   | 071     | 39,763      | 44,428      | 59,461                    |
|                         | Attorney                    | 091     | 1,705,716   | 1,848,529   | 1,794,580                 |
|                         | Attorney Contingent         | 093     | 7,500       | 7,500       | 7,500                     |
|                         | Recorder                    | 101     | 128,223     | 154,150     | 165,279                   |
|                         | Surveyor                    | 103     | 344,882     | 362,467     | 385,964                   |
|                         | GIS                         | 105     | 192,699     | 209,540     | 212,557                   |
|                         | Facilities Maintenance      | 111     | 702,926     | 725,016     | 776,162                   |
|                         | Veteran's Service           | 121     | 202,740     | 214,665     | 207,805                   |
|                         | Planning,Zoning,Bldg        | 127     | 494,351     | 514,984     | 592,549                   |
|                         | Motor Pool                  | 130     | -           | -           | -                         |
|                         | Sheriff-Patrol/Civil        | 201     | 4,633,326   | 4,912,938   | 4,966,231                 |
|                         | Sheriff-Contingent          | 203     | -           | -           | -                         |
|                         | Sheriff-Seasonal            | 205     | 207,531     | 252,442     | 240,114                   |
|                         | Sheriff-ADC                 | 207     | 3,984,999   | 4,551,908   | 4,457,617                 |
|                         | Sheriff- STS                | 208     | -           | -           | 157,261                   |
|                         | Sheriff-Dispatch E911       | 209/210 | 993,559     | 1,040,031   | 1,075,802                 |
|                         | Sheriff-Coroner             | 215     | 136,240     | 138,965     | 142,556                   |
|                         | Court Services              | 255     | 829,523     | 847,634     | 801,421                   |
|                         | Family Court                | 257     | -           | -           | -                         |
|                         | Sheriff-OEM                 | 281     | 34,175      | 36,381      | 32,922                    |
|                         | Byllesby Dam                | 523     | 1,350       | 1,350       | 5,500                     |
|                         | Extension                   | 601     | 172,133     | 182,979     | 169,040                   |
|                         | County Ditch #1             | 630     | -           | -           | 100,000                   |
|                         | Railroad Authority          | 750     | 4,375       | 4,375       | 4,500                     |
|                         | Operations Reserve          | 802     | -           | -           | -                         |
|                         | Compensated Absences        | 803     | 250,000     | 280,546     | 350,000                   |
|                         | Employee Training           | 805     | 8,500       | 24,600      | 24,600                    |
|                         | Building Reserve-Welfare/Pl | 806/808 | -           | -           | -                         |
| General Revenue         |                             |         | 18,199,818  | 19,728,239  | 19,677,666                |
| Public Works            |                             | Fund 03 | 4,126,069   | 4,144,926   | 4,695,014                 |
| Health & Human Services |                             | Fund 11 | 7,044,686   | 7,449,751   | 7,844,244                 |
| EDA                     |                             | Fund 25 | 21,994      | 26,303      | 26,943                    |
| Capital Plan            |                             | Fund 34 | 1,254,521   | 2,240,635   | 2,107,060                 |
| Debt Service            |                             | Fund 35 | 1,978,620   | 1,975,499   | 2,057,066                 |
| Waste Management        |                             | Fund 61 | 374,292     | 398,017     | 468,040                   |
|                         |                             |         | 33,000,000  | 35,963,370  | 36,876,033                |

|                        |              |       |
|------------------------|--------------|-------|
| 2020 Draft Levy        | 36,876,033   |       |
| 2019 Levy              | (35,963,370) |       |
| 2020 proposed Levy Inc | 912,663      | 2.54% |

**2020-2021 CAPITAL PLAN REQUESTS**

*\* mileage as of 8/1/19*

| Asset #                   | Description                            | Dept | Repl Funding | 2020 Request | 2021 Request |
|---------------------------|--|------|--------------|--------------|--------------|
| <b>General Government</b> |  |      |              |              |              |
|                           | <b>Total General Government</b>        |      |              | -            | -            |
| <b>Administration</b>     |  |      |              |              |              |
| G011377                   | CONFERENCE PHONE                       | 031  | CP           | 552.00       |              |
| G011457                   | COMPUTER:MINUTES                       | 031  | CP           |              | 866.00       |
| G011456                   | LAPTOP:ADMIN CONF                      | 031  | CP           |              | 1,579.00     |
|                           | <b>Total Administration</b>            |      |              | 552.00       | 2,445.00     |
| <b>Attorney</b>           |  |      |              |              |              |
|                           | PRINTER: ANRIE                         | 091  | CP           | 1,400.00     |              |
|                           | DESKTOP SCANNERS                       | 091  | CP           | 7,000.00     |              |
| G009030                   | CD PRINTER                             | 091  | CP           |              | 917.00       |
| G007895                   | PRINTER:DEB                            | 091  | CP           |              | 1,426.00     |
| 11145                     | LAPTOP : NICOLE                        | 091  | CP           |              | 1,579.00     |
| 10716                     | DELL LAPTOP: LIBRARY                   | 091  | CP           |              | 1,731.00     |
| G011564                   | SURFACE PRO 4:                         | 091  | CP           |              | 1,884.00     |
| G011565                   | SURFACE PRO 4:CLEE                     | 091  | CP           |              | 1,884.00     |
| G011559                   | SURFACE PRO: ANGELA S                  | 091  | CP           |              | 1,884.00     |
| G011556                   | SURFACE PRO: CHRIS S                   | 091  | CP           |              | 1,884.00     |
| G011558                   | SURFACE PRO: DAVID G                   | 091  | CP           |              | 1,884.00     |
| G011555                   | SURFACE PRO: ERIN K                    | 091  | CP           |              | 1,884.00     |
| G011554                   | SURFACE PRO: STEPHEN O                 | 091  | CP           |              | 1,884.00     |
| G011557                   | SURFACE PRO:LIZ B                      | 091  | CP           |              | 1,884.00     |
| G100781                   | MCAPS COMPUTER SYSTEM                  | 091  | CP           |              | 13,238.00    |
|                           | <b>Total Attorney</b>                  |      |              | 8,400.00     | 33,963.00    |
| <b>County Board</b>       |  |      |              |              |              |
| G011455                   | LAPTOP:PRESENTER                       | 005  | CP           |              | 1,579.00     |
|                           | <b>Total County Board</b>              |      |              | -            | 1,579.00     |
| <b>Courts</b>             |  |      |              |              |              |
|                           | <b>Total Courts</b>                    |      |              | -            | -            |
| <b>Court Services</b>     |  |      |              |              |              |
| G011443                   | MICROSOFT SURFACE PRO 4 ANDREA         | 255  | CP           | 1,850.00     |              |
| G011444                   | MICROSOFT SURFACE PRO 4 BRANDY         | 255  | CP           | 1,850.00     |              |
| G011491                   | MICROSOFT SURFACE PRO TABLET:RHONDA V  | 255  | CP           |              | 1,884.00     |
| G011492                   | MICROSOFT SURFACE PRO TABLET:KRISTIN D | 255  | CP           |              | 1,884.00     |
| G011493                   | MICROSOFT SURFACE PRO TABLET:JANET     | 255  | CP           |              | 1,884.00     |
| G011494                   | MICROSOFT SURFACE PRO TABLET:MICHELLE  | 255  | CP           |              | 1,884.00     |
| G011495                   | MICROSOFT SURFACE PRO TABLET:EMILY O   | 255  | CP           |              | 1,884.00     |
| G011496                   | MICROSOFT SURFACE PRO TABLET:MARK J    | 255  | CP           |              | 1,884.00     |
| G011497                   | MICROSOFT SURFACE PRO TABLET:DAN K     | 255  | CP           |              | 1,884.00     |
| G011498                   | MICROSOFT SURFACE PRO TABLET:PAT E     | 255  | CP           |              | 1,884.00     |
| G011499                   | MICROSOFT SURFACE PRO TABLET:ARIC W    | 255  | CP           |              | 1,884.00     |
|                           | <b>Total Court Services</b>            |      |              | 3,700.00     | 16,956.00    |
| <b>Elections</b>          |  |      |              |              |              |
|                           | <b>Total Elections</b>                 |      |              | -            | -            |
| <b>Extension</b>          |  |      |              |              |              |
| G011446                   | COMPUTER: INTERN                       | 601  | CP           | 830.00       |              |
| G011445                   | COMPUTER: ALY SCHUWARTAU               | 601  | CP           | 1,436.00     |              |
|                           | <b>Total Extension</b>                 |      |              | 2,266.00     | -            |

| Asset #                                | Description                                    | Dept | Repl Funding | 2020 Request | 2021 Request |
|--|--|------|--------------|--------------|--------------|
| <b>Facilities Maintenance</b>          |  |      |              |              |              |
| G010869                                | TORO MOWER (2014)                              | 111  | CP           | 1,100.00     |              |
| G011220                                | 21" COMMERCIAL MOWER (2017)                    | 111  | CP           | 1,300.00     |              |
| G011219                                | 30" COMMERCIAL MOWER (2017)                    | 111  | CP           | 1,600.00     |              |
| G010868                                | TORO MOWER (2014)                              | 111  | CP           | 1,700.00     |              |
| G011106                                | COMPUTER:ID CARD MAKER - FACILITIES            | 111  | CP           | 2,500.00     |              |
| G007782                                | GENIE LIFT (1997)                              | 111  | CP           | 4,474.00     |              |
|  | BOBCAT   | 111  | CP           | 35,000.00    |              |
| 2020-111-3                             | BUILDING AUTOMATION LEC/JUS                    | 111  | CP           | 150,000.00   |              |
|  | GOV CENTER BOARD RM TECHNOLOGY UPGRADE         | 111  | FB           | 150,000.00   |              |
| 2020-111-1                             | ROOF FUNDING-JUS (2020)                        | 111  | FB           | 225,000.00   |              |
| G011522                                | COMPUTER:RICK S                                | 111  | CP           |              | 1,120.00     |
| G011213                                | LAWN MOWER: STS                                | 111  | CP           |              | 1,324.00     |
| G011214                                | LAWN MOWER: STS                                | 111  | CP           |              | 1,324.00     |
| 2017-111-01                            | UPS BATTERIES:GOV, LEC, JUS                    | 111  | CP           |              | 10,185.00    |
| 2016-111-01                            | UNIVERSAL POWER SUPPLY BATTERIES:GOV, LEC, JUS | 111  | CP           |              | 28,518.00    |
|  | <b>Total Facilities Maintenance</b>            |      |              | 572,674.00   | 42,471.00    |
| <b>Finance &amp; Taxpayer Services</b> |  |      |              |              |              |
| G011412                                | COMPUTER: CHRIS                                | 055  | CP           | 850.00       |              |
| G011413                                | COMPUTER: ERIN                                 | 041  | CP           | 850.00       |              |
| G010435                                | COMPUTER: IT                                   | 041  | CP           | 850.00       |              |
| G011411                                | COMPUTER: LAURA                                | 041  | CP           | 850.00       |              |
| G011414                                | LAPTOP: PEGGY                                  | 055  | CP           | 1,550.00     |              |
| G11563                                 | COMPUTER:SHEILA                                | 055  | CP           |              | 866.00       |
| G009341                                | PANINI CHECK READER                            | 041  | CP           |              | 1,311.00     |
| G011450                                | LAPTOP COMPUTER:LAUGUSTINE                     | 055  | CP           |              | 1,579.00     |
| G011449                                | LAPTOP COMPUTER:LRAMBOLDT                      | 055  | CP           |              | 1,579.00     |
| G011562                                | LAPTOP COMPUTER:CHAD                           | 055  | CP           |              | 1,884.00     |
| G011561                                | LAPTOP COMPUTER:JOE                            | 055  | CP           |              | 1,884.00     |
| G011472                                | SURFACEPRO 4: LAUGUSTINE                       | 055  | CP           |              | 1,884.00     |
| G101224                                | RAM SOFTWARE                                   | 041  | CP           |              | 8,555.00     |
| 2017-055-1                             | (6) SURFACE PRO TABLETS APPRAISERS             | 055  | CP           |              | 11,305.00    |
|  | <b>Total Finance &amp; Taxpayer Services</b>   |      |              | 4,950.00     | 30,847.00    |
| <b>Fleet</b>                           |  |      |              |              |              |
| G1413                                  | 2015 CHEVY IMPALA-FLEET (95,212 miles)*        | 130  | CP           | 25,000.00    |              |
| 1612                                   | 2016 CHEVY EQUINOX (83,689 miles)*             | 130  | CP           |              | 23,748.00    |
| 1613                                   | 2016 CHEVY EQUINOX (78,137 miles)              | 130  | CP           |              | 23,748.00    |
| G1611                                  | 2016 CHEVY EQUINOX (85,844 miles)*             | 130  | CP           |              | 26,845.00    |
| 0808                                   | 2008 DODGE CARAVAN (83,321 miles)*             | 130  | CP           |              | 28,910.00    |
|  | <b>Total Fleet</b>                             |      |              | 25,000.00    | 103,251.00   |
| <b>Health &amp; Human Services</b>     |  |      |              |              |              |
| G1680                                  | PANASONIC DIGITAL CAMERA                       | 479  | CP           | 382.00       |              |
| G011407                                | DELL LAPTOP: CAROL THOM                        | 479  | CP           | 1,550.00     |              |
| G011188                                | COMPUTER: SECURITY PROJECT - PHS ADMIN         | 430  | CP           | 2,500.00     |              |
| G01720                                 | DIGITAL FRAME:TOM W (2011)                     | 479  | CP           |              | 846.00       |
| G010943                                | COMPUTER:H ARNDT (2013)                        | 479  | CP           |              | 866.00       |
| G010874                                | COMPUTER:HHS CAR PC                            | 420  | CP           |              | 866.00       |
| G011381                                | FLOATING SCANNER:CAROL THOM                    | 479  | CP           |              | 917.00       |
| G011388                                | FLOATING SCANNER:DIANE H                       | 420  | CP           |              | 917.00       |
| G011387                                | FLOATING SCANNER:FRONT DESK D                  | 420  | CP           |              | 917.00       |
| G011389                                | FLOATING SCANNER:KELLY F                       | 420  | CP           |              | 917.00       |
| G011390                                | FLOATING SCANNER:PATTI E                       | 420  | CP           |              | 917.00       |
| G011385                                | FLOATING SCANNER:PHONE RM B                    | 420  | CP           |              | 917.00       |
| G011466                                | DESKTOP SCANNER:FLOATING (2016)                | 430  | CP           |              | 1,120.00     |
| G1661                                  | VACCINE REFRIGERATOR                           | 479  | CP           |              | 1,528.00     |
| G011464                                | DELL LAPTOP:NLINDER E5570                      | 479  | CP           |              | 1,579.00     |
| G011546                                | LAPTOP:DLANDAU                                 | 479  | CP           |              | 1,579.00     |



| Asset #                       | Description                              | Dept | Repl Funding | 2020 Request | 2021 Request |
|-------------------------------|--|------|--------------|--------------|--------------|
| G010888                       | LAPTOP:HEALTHY COMMUNITIES (2013)        | 479  | CP           |              | 1,579.00     |
| G1744                         | LAPTOP:TOM WOLFF (2013)                  | 479  | CP           |              | 1,579.00     |
| G011566                       | LAPTOP:VIOCCO (2017)                     | 479  | CP           |              | 1,579.00     |
| G011451                       | LATTITUDE 7275 TABLET:CREICH             | 479  | CP           |              | 1,884.00     |
| G1643                         | FOLDING MACHINE (2006)                   | 479  | CP           |              | 3,249.00     |
|                               | <b>Total Health &amp; Human Services</b> |      |              | 4,432.00     | 23,756.00    |
| <b>Human Resources</b>        |  |      |              |              |              |
| G011568                       | SURFACE PRO: CHERYL O                    | 061  | CP           |              | 1,884.00     |
| G011578                       | SURFACE PRO: CRYSTAL E                   | 061  | CP           |              | 1,884.00     |
| G011579                       | SURFACE PRO: JESSICA A                   | 061  | CP           |              | 1,884.00     |
| G011580                       | SURFACE PRO: MELISSA C                   | 061  | CP           |              | 1,884.00     |
|                               | <b>Total Human Resources</b>             |      |              | -            | 7,536.00     |
| <b>Information Technology</b> |  |      |              |              |              |
| G010777                       | CD PRINTER (2012)                        | 063  | CP           | 1,000.00     |              |
| G010088                       | COMPUTER (2012)                          | 063  | CP           | 1,000.00     |              |
| G001735                       | DELL COMPUTER - BARB F (2012)            | 063  | CP           | 1,100.00     |              |
| G011409                       | LAPTOP:DAVE W (2016)                     | 063  | CP           | 1,550.00     |              |
| G009508                       | ICS DOLO 3 HD DUPLICATOR (2008)          | 063  | CP           | 2,103.00     |              |
| G011107                       | REMOTE BACKUP STORAGE                    | 063  | CP           | 3,000.00     |              |
| G011170                       | REMOTE BACKUP STORAGE(2016)              | 063  | CP           | 3,000.00     |              |
| G011507                       | WEB FILTERING SERVER (2017)              | 063  | CP           | 6,000.00     |              |
| G011189                       | VM HOST                                  | 063  | CP           | 12,500.00    |              |
| G010692                       | VMWARE HOST SERVER (2012)                | 063  | CP           | 25,000.00    |              |
| G101250                       | SAN PROJECT (2017)                       | 063  | CP           | 225,000.00   |              |
| G011379                       | POLYCOM SOUNDSTATION                     | 063  | CP           |              | 611.00       |
| G010875                       | COMPUTER (2013)                          | 063  | CP           |              | 866.00       |
| G010879                       | COMPUTER (2013)                          | 063  | CP           |              | 866.00       |
| G010118                       | COMPUTER:LORI SNOW (2013)                | 063  | CP           |              | 866.00       |
| G010731                       | COMPUTER:TRIS MATTHEWS (2013)            | 063  | CP           |              | 1,120.00     |
| G010886                       | LAPTOP:ABBY VILLARAN (2013)              | 063  | CP           |              | 1,579.00     |
| G010094                       | LAPTOP:EDDY W (2012)                     | 063  | CP           |              | 1,579.00     |
| G009307                       | LAPTOP:EXTRA (2011)                      | 063  | CP           |              | 1,579.00     |
| G011570                       | TABLET:JSMITH (2017)                     | 063  | CP           |              | 1,579.00     |
| G011255                       | LAPTOP:TERRY H (2017)                    | 063  | CP           |              | 1,731.00     |
| G011479                       | TABLET:AARON F (2017)                    | 063  | CP           |              | 1,884.00     |
| G011480                       | TABLET:EDDY W. (2017)                    | 063  | CP           |              | 1,884.00     |
| G010604                       | CISCO SWITCH:ATTY (2011)                 | 063  | CP           |              | 5,093.00     |
| G010603                       | CISCO SWITCH:COURTS (2011)               | 063  | CP           |              | 5,093.00     |
| G010602                       | CISCO SWITCH:IT (2011)                   | 063  | CP           |              | 5,093.00     |
| G010605                       | CISCO SWITCH:PHS (2011)                  | 063  | CP           |              | 5,093.00     |
| G010601                       | CISCO SWITCH:SS (2011)                   | 063  | CP           |              | 5,093.00     |
| G010579                       | CISCO SWITCH:WELFARE (2011)              | 063  | CP           |              | 5,093.00     |
| G010132                       | PW SWITCH (2014)                         | 063  | CP           |              | 5,093.00     |
| G101144                       | SWITCH REFRESH:JUS (2013)                | 063  | CP           |              | 5,805.00     |
| G011560                       | VIRTUAL EMAIL ARCHIVE SERVER (2017)      | 063  | CP           |              | 7,130.00     |
| G101229                       | MAIN WIFI (2016)                         | 063  | CP           |              | 10,185.00    |
| G010600                       | NTWRK SWITCH REFRESH:GOV(2013)           | 063  | CP           |              | 10,185.00    |
| G010902                       | DK360G8P SERVER (2013)                   | 063  | CP           |              | 12,222.00    |
| G011190                       | VM HOST (2016)                           | 063  | CP           |              | 12,731.00    |
| G011509                       | VMWARE HOST SERVER (2017)                | 063  | CP           |              | 15,278.00    |
| G101251                       | TAPE LIBRARY PROJECT (2017)              | 063  | CP           |              | 20,370.00    |
| G010693                       | VMWARE HOST SERVER (2012)                | 063  | CP           |              | 25,463.00    |
| G010121                       | SWITCH PROJECT:LEC (2014)                | 063  | CP           |              | 39,412.00    |
|                               | <b>Total Information Technology</b>      |      |              | 281,253.00   | 210,576.00   |

| Asset #                    | Description   | Dept | Repl Funding | 2020 Request | 2021 Request |
|----------------------------|---|------|--------------|--------------|--------------|
| <b>Land Use Management</b> |   |      |              |              |              |
| 2018-127-1                 | MAGNETO LOCATOR                                     | 127  | CP           | 900.00       |              |
| G011100                    | MULTI FUNCTION PRINTER (2014)                       | 127  | CP           | 995.00       |              |
| G011415                    | DESKTOP TOWER: RYAN B (2016)                        | 127  | CP           | 1,550.00     |              |
| G011416                    | DESKTOP TOWER: SAM                                  | 127  | CP           | 1,550.00     |              |
| G011567                    | DESKTOP COMPUTER:LUM FRONT COUNTER                  | 127  | CP           |              | 815.00       |
| G010374                    | COMPUTER: IT SCANNER                                | 127  | CP           |              | 1,120.00     |
| G011500                    | DELL LAPTOP: SMEYER                                 | 127  | CP           |              | 1,579.00     |
| G001441                    | 2014 FORD P/U #1441:DOUG (60,801 miles)*            | 127  | CP           |              | 30,555.00    |
|                            | <b>Total Land Use Management</b>                    |      |              | 4,995.00     | 34,069.00    |
| <b>Public Works</b>        |   |      |              |              |              |
| G011425                    | COMPUTER: PUBLIC WORKS SHOP                         | 310  | CP           | 850.00       |              |
| G011426                    | COMPUTER: PUBLIC WORKS SHOP                         | 310  | CP           | 850.00       |              |
| G011427                    | COMPUTER: PUBLIC WORKS SHOP                         | 310  | CP           | 850.00       |              |
| G011428                    | COMPUTER: PUBLIC WORKS SHOP                         | 310  | CP           | 850.00       |              |
| G011429                    | COMPUTER: PUBLIC WORKS SHOP                         | 310  | CP           | 850.00       |              |
| G011430                    | COMPUTER: PUBLIC WORKS SHOP                         | 310  | CP           | 850.00       |              |
| G010649                    | COMPUTER: PW ZTA SHOP (2011)                        | 330  | CP           | 850.00       |              |
| G011108                    | COMPUTER: JZIEMER                                   | 330  | CP           | 1,100.00     |              |
| G010645                    | COMPUTER: PW CF SHOP (2011)                         | 330  | CP           | 1,100.00     |              |
| G011408                    | LAPTOP: JIM HANSEN                                  | 340  | CP           | 1,550.00     |              |
| G011109                    | COMPUTER:JEFF S                                     | 320  | CP           | 1,700.00     |              |
| 2018-340-4                 | TRAILER   | 340  | CP           | 7,500.00     |              |
| 0004                       | REDI-HAUL TRAILER 16' (2000)                        | 340  | CP           | 8,000.00     |              |
| 2427                       | TRIMBLE CU-TSC3 (2014)                              | 320  | CP           | 8,000.00     |              |
| 2426                       | TRIMBLE TABLE PC (2014)                             | 320  | CP           | 8,500.00     |              |
| 1204                       | PAVEMENT ROUTER (2012)                              | 320  | CP           | 10,000.00    |              |
|                            | HAMMER FOR MINI EXCAVATOR                           | 340  | CP           | 12,000.00    |              |
| 1505                       | COLD PLANER/MILL                                    | 340  | CP           | 17,000.00    |              |
| 2428                       | TRIMBLE R10 GNSS (2014)                             | 320  | CP           | 25,000.00    |              |
| 2429                       | TRIMBLE R10 GNSS (2014)                             | 320  | CP           | 25,000.00    |              |
| 2338                       | TRIMBLE TOTAL STATION (2012)                        | 320  | CP           | 30,000.00    |              |
| 7302                       | 2003 FORD F-150 PICKUP (82,884 miles)*              | 340  | CP           | 34,000.00    |              |
| 9308                       | ROAM BROOM:8" TRK MNTD (1993)                       | 340  | CP           | 35,000.00    |              |
| 1504                       | SKID STEER LOADER (978 hours)                       | 340  | CP           | 35,000.00    |              |
| 0805                       | 2008 CHEVY PICKUP (115,711 miles) *                 | 340  | CP           | 37,000.00    |              |
| 1102                       | CRACK SEALING MELTER                                | 340  | CP           | 56,000.00    |              |
| 0807                       | 2008 CHEVY CREWCAB W/DUMPBOX (93,240 miles) *       | 340  | CP           | 60,000.00    |              |
|                            | PARKING LOT-KENYON                                  | 350  | FB           | 175,000.00   |              |
| 0801                       | 2008 MACK TANDEM TRUCK W/SNOW PLOW (163,797 miles)* | 340  | CP           | 210,000.00   |              |
| 1101                       | TANDEM W/SNOW PLOW (71,822 miles)*                  | 340  | FB           | 210,000.00   |              |
| G011475                    | COMPUTER: FRONT DESK/INTERN                         | 330  | CP           |              | 866.00       |
| G011476                    | COMPUTER: JIM H                                     | 340  | CP           |              | 866.00       |
| G011477                    | COMPUTER: MATT P                                    | 310  | CP           |              | 866.00       |
| G010112                    | LAPTOP:RON SCRIPTURE (2013)                         | 310  | CP           |              | 1,120.00     |
| G011474                    | LAPTOP:CORY W                                       | 320  | CP           |              | 1,579.00     |
| G011473                    | LAPTOP:PW NEW EMPLOYEE                              | 320  | CP           |              | 1,579.00     |
| G011060                    | SURFACE TABLET:ISAKSON (2014)                       | 330  | CP           |              | 1,884.00     |
| RPW0606                    | LOAD TRAILER (MOWERS)                               | 521  | CP           |              | 9,167.00     |
|                            | PARKING LOT-RECYCLING CENTER                        | 350  | CP           |              | 178,238.00   |
| 0901                       | 2009 TANDEM TRUCK W/PLOW (139,450 miles)*           | 340  | CP           |              | 219,996.00   |
| 0705                       | KENWORTH SIGN TRUCK                                 | 340  | CP           |              | 259,287.00   |
|                            | <b>Total Public Works</b>                           |      |              | 1,014,400.00 | 675,448.00   |

| Asset #                       | Description                                  | Dept | Repl Funding | 2020 Request | 2021 Request |
|-------------------------------|--|------|--------------|--------------|--------------|
| <b>Sheriff - Civil/Patrol</b> |  |      |              |              |              |
| G011252                       | COMPUTER: TROOLIN                            | 201  | CP           | 850.00       |              |
| G011254                       | COMPUTER: SUTTON-BROWN (2016)                | 201  | CP           | 1,750.00     |              |
| 2020-201-2                    | FLASHBANG VAULT (ERT)                        | 201  | CP           | 3,000.00     |              |
| G011137                       | BALLISTIC SHIELD:ERT (2015)                  | 201  | CP           | 3,500.00     |              |
| G009758                       | NIGHT VISION EQUIPMENT (2019)                | 201  | CP           | 8,000.00     |              |
| 2020-201-5                    | 2 PAGING QUANTARS                            | 201  | CP           | 20,000.00    |              |
| 2019-201-2                    | PATROL ROOM REMODEL                          | 201  | CP           | 36,000.00    |              |
| SQ0923                        | #923 UNMRK RAM PICK UP (93,783 miles)*       | 201  | CP           | 41,000.00    |              |
| SQ1525                        | #1525 FORD EXPLORER: (2015) (149,623 miles)* | 201  | CP           | 41,000.00    |              |
| SQ1225                        | #1225 CHEVY TAHOE (95,533 miles)*            | 201  | CP           | 44,000.00    |              |
| 2020-201-3                    | 30 TASERS                                    | 201  | CP           | 48,000.00    |              |
| SQ1323                        | #1323 FORD INTERCEPT (2013) (143,654 miles)* | 201  | CP           | 50,500.00    |              |
| SQ1422                        | #1422 FORD EXPLORER: (2014) (98,514 miles)*  | 201  | CP           | 50,500.00    |              |
| SQ1521                        | #1521 FORD EXPLORER: (2015) (105,812 miles)* | 201  | CP           | 50,500.00    |              |
| SQ1522                        | #1522 FORD EXPLORER: (2015) (111,611 miles)* | 201  | CP           | 50,500.00    |              |
| SQ1421                        | 1421 FORD EXPLORER: (2014) (116,515 miles)*  | 201  | CP           | 50,500.00    |              |
| G011038-41                    |  |      |              |              |              |
| G011084-90                    | MDT (11 @ \$4,600)                           | 201  | CP           | 50,600.00    |              |
| SQ1523                        | #1523 CHEVY TAHOE: (2015) (110,998 miles)*   | 201  | CP           | 53,700.00    |              |
| 2020-201-6                    | PINE ISLAND MICROWAVE                        | 201  | CP           | 67,000.00    |              |
|                               | 25 PORTABLE RADIOS                           | 201  | CP           | 135,988.00   |              |
| G11272                        | IPAD FOR DRONE (2016)                        | 201  | CP           |              | 713.00       |
| G011286                       | COMPUTER:BAILIFFS (2017)                     | 201  | CP           |              | 866.00       |
| G011275                       | COMPUTER:BHOWARD (2017)                      | 201  | CP           |              | 866.00       |
| G011256                       | COMPUTER:BREICH (2017)                       | 201  | CP           |              | 866.00       |
| G011284                       | COMPUTER:ESHEQUEN (2017)                     | 201  | CP           |              | 866.00       |
| G011276                       | COMPUTER:JHANSON (2017)                      | 201  | CP           |              | 866.00       |
| G011277                       | COMPUTER:JILL WEBER (2017)                   | 201  | CP           |              | 866.00       |
| G011257                       | COMPUTER:KJOHNSON (2017)                     | 201  | CP           |              | 866.00       |
| G011278                       | COMPUTER:SCOTT MCNURLIN (2017)               | 201  | CP           |              | 866.00       |
| G11271                        | DRONE (2016)                                 | 201  | CP           |              | 1,222.00     |
| G008366                       | .223 RIFLE (2002)                            | 201  | CP           |              | 1,324.00     |
| G008367                       | .223 RIFLE (2002)                            | 201  | CP           |              | 1,324.00     |
| G008368                       | .223 RIFLE (2002)                            | 201  | CP           |              | 1,324.00     |
| G008369                       | .223 RIFLE (2002)                            | 201  | CP           |              | 1,324.00     |
| G008530                       | .223 RIFLE (2004)                            | 201  | CP           |              | 1,324.00     |
| G101127                       | .223 RIFLE (2004)                            | 201  | CP           |              | 1,324.00     |
| G009052                       | BUSHMASTER .223 RIFLE (2006)                 | 201  | CP           |              | 1,324.00     |
| G009053                       | BUSHMASTER .223 RIFLE (2006)                 | 201  | CP           |              | 1,324.00     |
| G009054                       | BUSHMASTER .223 RIFLE (2006)                 | 201  | CP           |              | 1,324.00     |
| G009055                       | BUSHMASTER .223 RIFLE (2006)                 | 201  | CP           |              | 1,324.00     |
| G009056                       | BUSHMASTER .223 RIFLE (2006)                 | 201  | CP           |              | 1,324.00     |
| G009057                       | BUSHMASTER .223 RIFLE (2006)                 | 201  | CP           |              | 1,324.00     |
| G009058                       | BUSHMASTER .223 RIFLE (2006)                 | 201  | CP           |              | 1,324.00     |
| G009059                       | BUSHMASTER .223 RIFLE (2006)                 | 201  | CP           |              | 1,324.00     |
| G101191                       | TASER: MOSER (2015)                          | 201  | CP           |              | 1,630.00     |
| G101190                       | TASER: SPARE (2015)                          | 201  | CP           |              | 1,630.00     |
| G011285                       | COMPUTER: JON HUNEKE (2017)                  | 201  | CP           |              | 1,750.00     |
| G010839                       | FORENSIC LAPTOP: TRIS M (2014)               | 201  | CP           |              | 1,850.00     |
| G008520                       | 6 GUN SIGHTS                                 | 201  | CP           |              | 2,343.00     |
| G011247                       | GUN PARTS WASHER (2015)                      | 201  | CP           |              | 2,750.00     |
| 2021-201-1                    | HANDHELD LIDAR RADAR (2013)                  | 201  | CP           |              | 2,750.00     |
| G101216                       | TACTICAL VEST: BOWRON (2016)                 | 201  | CP           |              | 3,056.00     |
| G101217                       | TACTICAL VEST: HOWARD (2016)                 | 201  | CP           |              | 3,056.00     |
| G101221                       | TACTICAL VEST: HANSON (2016)                 | 201  | CP           |              | 3,056.00     |
| G101218                       | TACTICAL VEST: MOSER (2016)                  | 201  | CP           |              | 3,056.00     |
| G101220                       | TACTICAL VEST: ROBERTS (2016)                | 201  | CP           |              | 3,056.00     |
| G101219                       | TACTICAL VEST: SJOBLOM (2016)                | 201  | CP           |              | 3,056.00     |
| 2021-201-7                    | .308 ERT RIFLE                               | 201  | CP           |              | 3,565.00     |

| Asset #                   | Description                                   | Dept | Repl Funding | 2020 Request | 2021 Request |
|---------------------------|---|------|--------------|--------------|--------------|
| G011264                   | POLE CAMERA (2016)                            | 201  | CP           |              | 4,074.00     |
| G009198                   | TRAINING DUMMY (2006)                         | 201  | CP           |              | 6,111.00     |
| 2021-201-5                | KEYLOADER                                     | 201  | CP           |              | 7,407.00     |
| G009759                   | NIGHT VISION EQUIPMENT (2009)                 | 201  | CP           |              | 8,148.00     |
| G011291                   | FORENSIC COMPUTER:TMATTHEWS (2017)            | 201  | CP           |              | 10,694.00    |
| 2021-201-4                | 2 CONSOLETTES                                 | 201  | CP           |              | 13,095.00    |
| 2020-201-5                | 2 PAGING QUANTARS                             | 201  | CP           |              | 20,370.00    |
| G011253                   | MOBILVISION SERVER/PC/CD BURNER               | 201  | CP           |              | 28,518.00    |
| G008519                   | THROW PHONE (2004)                            | 201  | CP           |              | 30,555.00    |
| 2021-201-6                | 24 RIFLES                                     | 201  | CP           |              | 31,777.00    |
| SQ1624                    | #1624 FORD TAURUS (49,330 miles)*             | 201  | CP           |              | 41,610.00    |
| SQ1625                    | #1625 FORD TAURUS (38,500 miles)*             | 201  | CP           |              | 41,610.00    |
| SQ1825                    | #1825 FORD EXPLORER TRANSPORT (24,465 miles)* | 201  | CP           |              | 42,333.00    |
| SQ1826                    | #1826 FORD EXPLORER TRANSPORT (25,160 miles)* | 201  | CP           |              | 42,333.00    |
| 2021-201-3                | 6 BASE CONSOLES                               | 201  | CP           |              | 43,538.00    |
| SQ1524                    | #1524 FORD EXPLORER (82,938 miles)*           | 201  | CP           |              | 52,141.00    |
| SQ1722                    | #1722 FORD UTILITY (43,908 miles)*            | 201  | CP           |              | 52,141.00    |
| SQ1723                    | #1723 FORD UTILITY (43,156 miles)*            | 201  | CP           |              | 52,141.00    |
| SQ1622                    | #1622 CHEVY TAHOE (58,999 miles)*             | 201  | CP           |              | 55,445.00    |
| 2020-201-4                | 20 MOBILE RADIOS                              | 201  | CP           |              | 102,076.00   |
|                           | 25 PORTABLE RADIOS                            | 201  | CP           |              | 140,484.00   |
|                           | <b>Total Sheriff - Civil/Patrol</b>           |      |              | 806,888.00   | 890,604.00   |
| <b>Sheriff - Seasonal</b> |   |      |              |              |              |
| G011281                   | TOUGHPAD:WP BOAT                              | 205  | CP           |              | 2,852.00     |
| G009474                   | HANDHELD LIDAR RADAR (2013)                   | 205  | CP           |              | 3,200.00     |
| G009990                   | DIGITAL VIDEO RECORDER                        | 205  | CP           |              | 5,907.00     |
| G010487                   | POLARIS RANGER CREW CAB                       | 205  | CP           |              | 12,222.00    |
|                           | <b>Total Sheriff - Seasonal</b>               |      |              | -            | 24,181.00    |
| <b>Sheriff - ADC</b>      |   |      |              |              |              |
| G011226                   | COMPUTER: MUSTER ROOM                         | 207  | CP           | 1,100.00     |              |
| G011228                   | COMPUTER:JANET ADAMS                          | 207  | CP           | 1,100.00     |              |
| G011227                   | COMPUTER:MARK AGRE                            | 207  | CP           | 1,100.00     |              |
| G011187                   | COMPUTER: SECURITY PROJECT - SHERIFF          | 207  | CP           | 1,100.00     |              |
| G011062                   | LAPTOP:ADC                                    | 207  | CP           | 1,550.00     |              |
| G011063                   | LAPTOP:ADC                                    | 207  | CP           | 1,550.00     |              |
| G007430                   | HP PRINTER:ADC LIBRARY                        | 207  | CP           | 2,000.00     |              |
| G009834                   | DEFIBRILLATOR:SGTS (2008)                     | 207  | CP           | 2,300.00     |              |
| G008682                   | FREEZER COMPRESSOR/COIL (2003)                | 207  | CP           | 5,600.00     |              |
| 2020-207-2                | 10 ADC TASERS                                 | 207  | CP           | 16,000.00    |              |
| G011283                   | COMPUTER: INTAKE #1                           | 207  | CP           |              | 866.00       |
| G011282                   | COMPUTER: INTAKE #2                           | 207  | CP           |              | 866.00       |
| G011280                   | COMPUTER:BCOLEMAN                             | 207  | CP           |              | 866.00       |
| G011259                   | COMPUTER:CRT HOLDING                          | 207  | CP           |              | 866.00       |
| G011258                   | COMPUTER:INTAKE #3                            | 207  | CP           |              | 866.00       |
| G011260                   | COMPUTER:JHEIDEN                              | 207  | CP           |              | 866.00       |
| G011279                   | COMPUTER:SHAYUNGA                             | 207  | CP           |              | 866.00       |
| G008702                   | HOT FOOD WELL UNIT                            | 207  | CP           |              | 1,222.00     |
| G101174                   | TASER:ADC SGTS                                | 207  | CP           |              | 1,630.00     |
| G101175                   | TASER:ADC SGTS                                | 207  | CP           |              | 1,630.00     |
| G101176                   | TASER:ADC SGTS                                | 207  | CP           |              | 1,630.00     |
| G101177                   | TASER:ADC SGTS                                | 207  | CP           |              | 1,630.00     |
| G008701                   | REACH-IN REFRIGERATOR (2003)                  | 207  | CP           |              | 3,056.00     |
| 2021-207-1                | 25 JAIL PORTABLES / SYSTEM                    | 207  | CP           |              | 104,091.00   |
|                           | <b>Total Sheriff - ADC</b>                    |      |              | 33,400.00    | 120,951.00   |
| <b>Sheriff - Dispatch</b> |   |      |              |              |              |
|                           | <b>Total Sheriff - Dispatch</b>               |      |              | -            | -            |

| Asset #                      | Description                                | Dept | Repl Funding | 2020 Request | 2021 Request |
|------------------------------|--|------|--------------|--------------|--------------|
| <b>Surveyor/GIS</b>          |  |      |              |              |              |
| G001677                      | COMPUTER:OFFICE                            | 103  | CP           | 850.00       |              |
| G011441                      | DESKTOP COMPUTER:SUE P                     | 103  | CP           | 850.00       |              |
| G011418                      | DESKTOP TOWER: LAUMEYER                    | 103  | CP           | 1,100.00     |              |
| G011419                      | DESKTOP TOWER: LEMKE                       | 103  | CP           | 1,100.00     |              |
| G011420                      | LAPTOP:LHANNI                              | 103  | CP           | 1,550.00     |              |
| G008383                      | EXPRESSION SCANNER                         | 103  | CP           | 2,000.00     |              |
| G008897                      | INFOCUS PROJECTOR                          | 103  | CP           | 2,000.00     |              |
| G1343                        | 2014 JEEP: LISA HANNI (40,839 miles)*      | 103  | CP           | 30,000.00    |              |
| G010894                      | COMPUTER:GIS/SURVEY INTERN                 | 103  | CP           |              | 1,019.00     |
|                              | PUBLIC ACCESS COMPUTER                     | 103  | CP           |              | 1,426.00     |
| G011508                      | DELL LAPTOP:LKNOTT                         | 103  | CP           |              | 1,579.00     |
|                              | <b>Total Surveyor/GIS</b>                  |      |              | 39,450.00    | 4,024.00     |
| <b>Veteran's Service</b>     |  |      |              |              |              |
|                              | <b>Total Veteran's Service</b>             |      |              | -            | -            |
| <b>Waste Management</b>      |  |      |              |              |              |
| G011424                      | COMPUTER: PUBLIC WORKS SHOP                | 398  | CP           | 1,100.00     |              |
| 2017-399-1                   | DELL COMPUTER:WILLIE (2016)                | 399  | CP           | 1,100.00     |              |
| 7197                         | COMPARTMENT ROLLOFF (2012)                 | 398  | CP           | 12,000.00    |              |
| 7010                         | 1986 INTERNATIONAL 9370 (1,545,077 miles)* | 399  | CP           | 60,000.00    |              |
| 7016                         | 1987 STRICK VAN TRAILER                    | 398  | CP           |              | 13,241.00    |
| 7086                         | CAT FORKLIFT                               | 398  | CP           |              | 22,407.00    |
| 7103                         | SELCO BALER                                |      | CP           |              | 25,463.00    |
|                              | <b>Total Waste Management</b>              |      |              | 74,200.00    | 61,111.00    |
| <b>TOTALS BY YEAR</b>        |  |      |              | 2,876,560.00 | 2,283,768.00 |
| <b>GRAND TOTAL 2018-2020</b> |  |      |              |              | 5,160,328.00 |
|                              |  |      |              | <u>2020</u>  | <u>2021</u>  |
|                              |  |      |              | 9,500.00     | 6,500.00     |
|                              |  |      |              | 375,000.00   | -            |
|                              |  |      |              | 385,000.00   | -            |
|                              |  |      |              | 2,107,060.00 | 2,277,268.00 |

## USER-SELECTED BUDGET REPORT

01 Fund County General Revenue

Report Basis: Cash

001 Dept General Government Misc

| <u>Account Number</u> | <u>Account Description</u>             | 2018<br><u>Actual</u><br>Mo. 01 - 12 | 2019<br><u>Budget</u> | 2019<br><u>YTD</u><br>Mo. 01 - 11 | 2020<br><u>Budget</u> | 2021<br><u>Budget</u> |
|-----------------------|--|--------------------------------------|-----------------------|-----------------------------------|-----------------------|-----------------------|
| 01-001-000-0000-5001  | Current Real & Personal Property Tax   | 17,839,222 -                         | 19,474,604 -          | 10,301,554 -                      | 0                     | 0                     |
| 01-001-000-0000-5006  | Delinquent Taxes-Real & Personal       | 90,493 -                             | 0                     | 75,722 -                          | 0                     | 0                     |
| 01-001-000-0000-5058  | Power Lines                            | 46,204 -                             | 43,000 -              | 48,593 -                          | 48,000 -              | 48,000 -              |
| 01-001-000-0000-5060  | Current Mobile Home Taxes              | 20,213 -                             | 18,000 -              | 0                                 | 18,000 -              | 18,000 -              |
| 01-001-000-0000-5064  | Delinquent Taxes-Mobile Home           | 4,739 -                              | 3,500 -               | 2,174 -                           | 3,500 -               | 3,500 -               |
| 01-001-000-0000-5070  | Penalty & Interest-Taxes               | 109,812 -                            | 150,000 -             | 30,683 -                          | 110,000 -             | 110,000 -             |
| 01-001-000-0000-5081  | Mortgage Registry                      | 20,499 -                             | 26,000 -              | 18,511 -                          | 22,000 -              | 22,000 -              |
| 01-001-000-0000-5082  | State Deed Tax                         | 26,010 -                             | 23,000 -              | 19,975 -                          | 23,000 -              | 23,000 -              |
| 01-001-000-0000-5083  | Sale of Forfeited Land                 | 47,728 -                             | 0                     | 4,018 -                           | 0                     | 0                     |
| 01-001-000-0000-5084  | Solar Production Tax                   | 11,436 -                             | 0                     | 13,292 -                          | 13,200 -              | 13,200 -              |
| 01-001-000-0000-5206  | PILT-DNR Land Pymt Law 477A.14         | 217,227 -                            | 217,227 -             | 218,289 -                         | 217,227 -             | 217,227 -             |
| 01-001-000-0000-5207  | PILT-Wildlife Management               | 11,394 -                             | 11,394 -              | 11,220 -                          | 11,394 -              | 11,394 -              |
| 01-001-000-0000-5208  | PILT-Gross Shelter Rent                | 18,799 -                             | 18,445 -              | 17,014 -                          | 18,800 -              | 18,800 -              |
| 01-001-000-0000-5209  | PILT-30% Rental Reimbursement          | 232 -                                | 0                     | 64 -                              | 0                     | 0                     |
| 01-001-000-0000-5211  | Market Value Credit Aid                | 250,596 -                            | 249,260 -             | 125,689 -                         | 0                     | 0                     |
| 01-001-000-0000-5212  | Disparity Reduction Aid                | 16,073 -                             | 0                     | 8,036 -                           | 0                     | 0                     |
| 01-001-000-0000-5213  | PERA Rate Aid                          | 37,657 -                             | 37,657 -              | 18,829 -                          | 37,657 -              | 37,657 -              |
| 01-001-000-0000-5215  | County Program Aid                     | 1,637,506 -                          | 1,578,825 -           | 789,413 -                         | 1,642,640 -           | 1,642,640 -           |
| 01-001-000-0000-5218  | Indian Casino Aid-Petroleum Tax        | 82,142 -                             | 82,142 -              | 77,998 -                          | 80,000 -              | 80,000 -              |
| 01-001-000-0000-5312  | 10.561 Admin Match Food Stamp Proc     | 76,694 -                             | 52,000 -              | 92,143 -                          | 80,000 -              | 80,000 -              |
| 01-001-000-0000-5318  | 15.226 PILT-Federal Entitlement Land   | 9,957 -                              | 9,800 -               | 10,177 -                          | 9,800 -               | 9,800 -               |
| 01-001-000-0000-5356  | 93.563 Child Support Enforcement       | 40,329 -                             | 60,000 -              | 23,614 -                          | 21,000 -              | 21,000 -              |
| 01-001-000-0000-5358  | 93.566 Refugee & Entrance Assistance   | 0                                    | 0                     | 114 -                             | 0                     | 0                     |
| 01-001-000-0000-5367  | 93.658 Foster Care Title IV-E          | 8,035 -                              | 4,000 -               | 9,126 -                           | 8,500 -               | 8,500 -               |
| 01-001-000-0000-5374  | 93.767 State Children's Insurance Prgm | 90 -                                 | 0                     | 87 -                              | 0                     | 0                     |
| 01-001-000-0000-5379  | 93.778 Medical Assistance-Federal Ad   | 111,195 -                            | 75,000 -              | 132,309 -                         | 120,000 -             | 120,000 -             |
| 01-001-000-0000-5710  | Interest                               | 666,593 -                            | 350,000 -             | 885,699 -                         | 700,000 -             | 700,000 -             |
| 01-001-000-0000-5851  | Invenergy Agreement                    | 299,482 -                            | 305,472 -             | 305,472 -                         | 311,790 -             | 311,790 -             |
| 01-001-000-0000-5852  | P-Card Rebates                         | 4,950 -                              | 4,700 -               | 4,144 -                           | 4,700 -               | 4,700 -               |
| 01-001-000-0000-5859  | Miscellaneous Revenue                  | 7,915 -                              | 1,500 -               | 550 -                             | 1,500 -               | 1,500 -               |
| 01-001-000-0000-5947  | Transfers In                           | 0                                    | 0                     | 0                                 | 15,000 -              | 15,000 -              |
| 01-001-000-0000-6172  | Unemployment Compensation              | 24,384                               | 30,000                | 13,556                            | 30,000                | 30,000                |
| 01-001-000-0000-6173  | Workmans Compensation                  | 146,825                              | 147,832               | 155,125                           | 179,480               | 179,480               |
| 01-001-000-0000-6195  | Employee Incentives-Service Awards     | 5,880                                | 7,650                 | 6,983                             | 7,650                 | 7,650                 |
| 01-001-000-0000-6201  | Telephone                              | 5 -                                  | 0                     | 0                                 | 0                     | 0                     |
| 01-001-000-0000-6203  | Postage                                | 1,382 -                              | 0                     | 4,839 -                           | 0                     | 0                     |

## USER-SELECTED BUDGET REPORT

01 Fund County General Revenue

Report Basis: Cash

001 Dept General Government Misc

| <u>Account Number</u> | <u>Account Description</u>            | 2018<br><u>Actual</u><br>Mo. 01 - 12 | 2019<br><u>Budget</u> | 2019<br><u>YTD</u><br>Mo. 01 - 11 | 2020<br><u>Budget</u> | 2021<br><u>Budget</u> |
|-----------------------|---------------------------------------|--------------------------------------|-----------------------|-----------------------------------|-----------------------|-----------------------|
| 01-001-000-0000-6243  | Membership Dues & Fees                | 924                                  | 3,850                 | 924                               | 3,850                 | 3,850                 |
| 01-001-000-0000-6304  | Other Machinery & Equipment Maint     | 2,549                                | 1,600                 | 2,089                             | 1,600                 | 1,600                 |
| 01-001-000-0000-6345  | Postage Meter                         | 1,749                                | 3,000                 | 1,545                             | 3,000                 | 3,000                 |
| 01-001-000-0000-6351  | Insurance                             | 169,999                              | 177,511               | 195,953                           | 196,657               | 196,657               |
| 01-001-000-0000-6375  | Service Charges                       | 5,692                                | 400                   | 16,671                            | 400                   | 400                   |
| 01-001-000-0000-6402  | Copy Machine Paper & Toner            | 2,291 -                              | 0                     | 711 -                             | 0                     | 0                     |
| 01-001-000-0000-6850  | Miscellaneous Expense                 | 7,790                                | 0                     | 1 -                               | 0                     | 0                     |
| 01-001-000-0000-6901  | SCHA Equity Disbursement              | 0                                    | 200,000               | 1,935,132                         | 0                     | 0                     |
| 01-001-000-0000-6997  | Transfers Out                         | 7,360 -                              | 1,500 -               | 2,487 -                           | 0                     | 0                     |
| 01-001-000-0000-6999  | Future Fund Balance-27th Payroll/Bldg | 0                                    | 325,000               | 0                                 | 325,000               | 325,000               |
| <b>Program 000</b>    | Undesignated                          | <b>Revenue 21,713,222 -</b>          | <b>22,795,526 -</b>   | <b>13,244,509 -</b>               | <b>3,517,708 -</b>    | <b>3,517,708 -</b>    |
|                       |                                       | <b>Expend. 354,754</b>               | <b>895,343</b>        | <b>2,319,940</b>                  | <b>747,637</b>        | <b>747,637</b>        |
|                       |                                       | <b>Net 21,358,468 -</b>              | <b>21,900,183 -</b>   | <b>10,924,569 -</b>               | <b>2,770,071 -</b>    | <b>2,770,071 -</b>    |
| 01-001-100-0000-5085  | Aggregate Material Production Tax     | 21,817 -                             | 18,000 -              | 20,630 -                          | 18,000 -              | 18,000 -              |
| 01-001-100-0000-6999  | Future Fund Balance-Aggregate Pit Re  | 0                                    | 18,000                | 0                                 | 18,000                | 18,000                |
| <b>Program 100</b>    | Reserve for Pit Restoration           | <b>Revenue 21,817 -</b>              | <b>18,000 -</b>       | <b>20,630 -</b>                   | <b>18,000 -</b>       | <b>18,000 -</b>       |
|                       |                                       | <b>Expend. 0</b>                     | <b>18,000</b>         | <b>0</b>                          | <b>18,000</b>         | <b>18,000</b>         |
|                       |                                       | <b>Net 21,817 -</b>                  | <b>0</b>              | <b>20,630 -</b>                   | <b>0</b>              | <b>0</b>              |
| 01-001-102-0000-5021  | Current Special Assessments           | 3,739 -                              | 0                     | 1,634 -                           | 0                     | 0                     |
| 01-001-102-0000-5859  | Miscellaneous Revenue                 | 450 -                                | 0                     | 500 -                             | 0                     | 0                     |
| 01-001-102-0000-6283  | Other Professional Fees               | 18,099                               | 0                     | 28,203                            | 0                     | 0                     |
| <b>Program 102</b>    | Ordinance Enforcement                 | <b>Revenue 4,189 -</b>               | <b>0</b>              | <b>2,134 -</b>                    | <b>0</b>              | <b>0</b>              |
|                       |                                       | <b>Expend. 18,099</b>                | <b>0</b>              | <b>28,203</b>                     | <b>0</b>              | <b>0</b>              |
|                       |                                       | <b>Net 13,910</b>                    | <b>0</b>              | <b>26,069</b>                     | <b>0</b>              | <b>0</b>              |
| <b>Dept 001</b>       | General Government Misc               | <b>Revenue 21,739,228 -</b>          | <b>22,813,526 -</b>   | <b>13,267,273 -</b>               | <b>3,535,708 -</b>    | <b>3,535,708 -</b>    |
|                       |                                       | <b>Expend. 372,853</b>               | <b>913,343</b>        | <b>2,348,143</b>                  | <b>765,637</b>        | <b>765,637</b>        |
|                       |                                       | <b>Net 21,366,375 -</b>              | <b>21,900,183 -</b>   | <b>10,919,130 -</b>               | <b>2,770,071 -</b>    | <b>2,770,071 -</b>    |

# Goodhue County



## USER-SELECTED BUDGET REPORT

01 Fund County General Revenue  
002 Dept Outside Agencies

Report Basis: Cash

|                            |  | 2018                     | 2019             | 2019               | 2020             | 2021             |
|----------------------------|--|--------------------------|------------------|--------------------|------------------|------------------|
|                            |  | Actual                   | Budget           | YTD                | Budget           | Budget           |
| <u>Account Number</u>      |  | <u>Mo. 01 - 12</u>       |                  | <u>Mo. 01 - 11</u> |                  |                  |
| <u>Account Description</u> |  |                          |                  |                    |                  |                  |
| 01-002-000-0000-6820       | SELCO Allocation                         | 491,210                  | 502,999          | 502,999            | 516,429          | 516,429          |
| 01-002-000-0000-6821       | Goodhue County Historical Soc Alloc      | 107,000                  | 117,000          | 117,000            | 122,000          | 127,000          |
| 01-002-000-0000-6823       | Cannon Valley Trail Allocation           | 137,680                  | 138,434          | 138,434            | 139,587          | 140,379          |
| 01-002-000-0000-6825       | Soil & Water Conservation District Alloc | 370,000                  | 390,000          | 390,000            | 400,000          | 410,000          |
| 01-002-000-0000-6826       | Goodhue County Fair Allocation           | 25,000                   | 25,000           | 25,000             | 30,000           | 32,500           |
| 01-002-000-0000-6827       | Cannon Valley Fair Allocation            | 5,000                    | 10,000           | 10,000             | 10,000           | 10,000           |
| 01-002-000-0000-6829       | Goodhue County Humane Society Alloc      | 19,000                   | 19,000           | 19,000             | 19,000           | 21,000           |
| 01-002-000-0000-6830       | SEMCAC Community Action Agency           | 5,000                    | 5,000            | 5,000              | 5,000            | 5,000            |
| 01-002-000-0000-6833       | SE MN Emergency Medical Svcs             | 0                        | 0                | 5,000              | 5,000            | 5,000            |
| 01-002-000-0000-6835       | Hope Coalition Allocation                | 0                        | 0                | 0                  | 2,500            | 5,000            |
| <b>Program 000</b>         | Undesignated                             | <b>Revenue 0</b>         | <b>0</b>         | <b>0</b>           | <b>0</b>         | <b>0</b>         |
|                            |  | <b>Expend. 1,159,890</b> | <b>1,207,433</b> | <b>1,212,433</b>   | <b>1,249,516</b> | <b>1,272,308</b> |
|                            |  | <b>Net 1,159,890</b>     | <b>1,207,433</b> | <b>1,212,433</b>   | <b>1,249,516</b> | <b>1,272,308</b> |
| 01-002-010-0000-5260       | DNR-Cannon Valley Ski Trail Annual C     | 4,200 -                  | 3,800 -          | 4,200 -            | 3,800 -          | 3,800 -          |
| 01-002-010-0000-5333       | 20.219 Recreation Trails Program         | 6,557 -                  | 0                | 0                  | 0                | 0                |
| 01-002-010-0000-6823       | Cannon Valley Trail Grant Payments       | 10,757                   | 3,800            | 4,200              | 3,800            | 3,800            |
| <b>Program 010</b>         | Cannon Valley Trail                      | <b>Revenue 10,757 -</b>  | <b>3,800 -</b>   | <b>4,200 -</b>     | <b>3,800 -</b>   | <b>3,800 -</b>   |
|                            |  | <b>Expend. 10,757</b>    | <b>3,800</b>     | <b>4,200</b>       | <b>3,800</b>     | <b>3,800</b>     |
|                            |  | <b>Net 0</b>             | <b>0</b>         | <b>0</b>           | <b>0</b>         | <b>0</b>         |
| 01-002-015-0000-5263       | MN Snowmobile Trails Assistance Proj     | 85,912 -                 | 89,000 -         | 98,327 -           | 89,000 -         | 89,000 -         |
| 01-002-015-0000-6824       | Snowmobile Grant Payments                | 85,912                   | 89,000           | 98,327             | 89,000           | 89,000           |
| <b>Program 015</b>         | Snowmobile Grant                         | <b>Revenue 85,912 -</b>  | <b>89,000 -</b>  | <b>98,327 -</b>    | <b>89,000 -</b>  | <b>89,000 -</b>  |
|                            |  | <b>Expend. 85,912</b>    | <b>89,000</b>    | <b>98,327</b>      | <b>89,000</b>    | <b>89,000</b>    |
|                            |  | <b>Net 0</b>             | <b>0</b>         | <b>0</b>           | <b>0</b>         | <b>0</b>         |
| 01-002-020-0000-5270       | Water & Soil Resources Block Grant-S     | 100,757 -                | 100,000 -        | 29,680 -           | 100,000 -        | 100,000 -        |
| 01-002-020-0000-6825       | Soil & Water Grant Payments              | 96,679                   | 100,000          | 29,680             | 100,000          | 100,000          |
| <b>Program 020</b>         | Soil & Water Grants                      | <b>Revenue 100,757 -</b> | <b>100,000 -</b> | <b>29,680 -</b>    | <b>100,000 -</b> | <b>100,000 -</b> |
|                            |  | <b>Expend. 96,679</b>    | <b>100,000</b>   | <b>29,680</b>      | <b>100,000</b>   | <b>100,000</b>   |
|                            |  | <b>Net 4,078 -</b>       | <b>0</b>         | <b>0</b>           | <b>0</b>         | <b>0</b>         |
| <b>Dept 002</b>            | Outside Agencies                         | <b>Revenue 197,426 -</b> | <b>192,800 -</b> | <b>132,207 -</b>   | <b>192,800 -</b> | <b>192,800 -</b> |
|                            |  | <b>Expend. 1,353,238</b> | <b>1,400,233</b> | <b>1,344,640</b>   | <b>1,442,316</b> | <b>1,465,108</b> |
|                            |  | <b>Net 1,155,812</b>     | <b>1,207,433</b> | <b>1,212,433</b>   | <b>1,249,516</b> | <b>1,272,308</b> |



## USER-SELECTED BUDGET REPORT

01 Fund County General Revenue

Report Basis: Cash

005 Dept County Board of Commissioners

| <u>Account Number</u> | <u>Account Description</u>               | 2018<br><u>Actual</u><br>Mo. 01 - 12 | 2019<br><u>Budget</u> | 2019<br><u>YTD</u><br>Mo. 01 - 11 | 2020<br><u>Budget</u> | 2021<br><u>Budget</u> |
|-----------------------|--|--------------------------------------|-----------------------|-----------------------------------|-----------------------|-----------------------|
| 01-005-000-0000-6106  | Per Diem in Lieu of Salaries             | 9,200                                | 12,000                | 9,250                             | 12,000                | 12,000                |
| 01-005-000-0000-6107  | Salaries & Wages - Department Heads      | 111,030                              | 114,466               | 90,366                            | 113,590               | 116,430               |
| 01-005-000-0000-6151  | Group Health Insurance                   | 0                                    | 0                     | 0                                 | 19,300                | 21,231                |
| 01-005-000-0000-6152  | HSA Contribution                         | 5,400                                | 8,100                 | 4,985                             | 10,850                | 10,850                |
| 01-005-000-0000-6153  | Family Insurance Supplement              | 58,193                               | 68,692                | 37,442                            | 37,062                | 40,769                |
| 01-005-000-0000-6154  | Life Insurance                           | 244                                  | 312                   | 166                               | 312                   | 312                   |
| 01-005-000-0000-6155  | Dental Insurance-County Paid             | 0                                    | 0                     | 0                                 | 1,300                 | 1,300                 |
| 01-005-000-0000-6156  | Accident Insurance-County Paid           | 0                                    | 0                     | 0                                 | 275                   | 275                   |
| 01-005-000-0000-6161  | PERA                                     | 4,863                                | 5,485                 | 3,524                             | 5,444                 | 5,557                 |
| 01-005-000-0000-6171  | FICA                                     | 4,923                                | 6,392                 | 5,035                             | 7,787                 | 7,963                 |
| 01-005-000-0000-6174  | Mandatory Medicare                       | 1,486                                | 1,834                 | 1,177                             | 1,821                 | 1,862                 |
| 01-005-000-0000-6203  | Postage                                  | 1                                    | 50                    | 0                                 | 50                    | 50                    |
| 01-005-000-0000-6242  | Legal Notices                            | 4,173                                | 4,000                 | 3,479                             | 4,000                 | 4,000                 |
| 01-005-000-0000-6243  | Membership Dues & Fees                   | 18,818                               | 20,618                | 19,752                            | 20,360                | 20,360                |
| 01-005-000-0000-6244  | Subscriptions                            | 0                                    | 0                     | 86                                | 0                     | 0                     |
| 01-005-000-0000-6284  | Contracted Services                      | 4,029                                | 5,000                 | 3,338                             | 5,000                 | 5,000                 |
| 01-005-000-0000-6302  | Copies/Copier Maintenance                | 824                                  | 1,106                 | 948                               | 1,106                 | 1,106                 |
| 01-005-000-0000-6331  | Mileage & Transportation                 | 2,983                                | 4,000                 | 3,766                             | 4,000                 | 4,000                 |
| 01-005-000-0000-6332  | Meals & Lodging                          | 1,579                                | 2,000                 | 2,011                             | 2,000                 | 2,000                 |
| 01-005-000-0000-6333  | Other (Parking,Etc)                      | 12                                   | 40                    | 20                                | 40                    | 40                    |
| 01-005-000-0000-6335  | Motor Pool Vehicle Usage                 | 192                                  | 50                    | 0                                 | 50                    | 50                    |
| 01-005-000-0000-6357  | Conferences/Schools                      | 2,280                                | 2,000                 | 1,940                             | 2,000                 | 2,000                 |
| 01-005-000-0000-6402  | Copy Machine Paper & Toner               | 65                                   | 250                   | 144                               | 300                   | 300                   |
| 01-005-000-0000-6405  | Office Supplies                          | 581                                  | 1,000                 | 255                               | 1,000                 | 1,000                 |
| 01-005-000-0000-6414  | Food & Beverages                         | 628                                  | 1,200                 | 454                               | 1,200                 | 1,200                 |
| 01-005-000-0000-6420  | Other General Supplies                   | 43                                   | 0                     | 142                               | 100                   | 100                   |
| <b>Program</b>        | <b>000</b> Undesignated                  | <b>Revenue</b>                       | <b>0</b>              | <b>0</b>                          | <b>0</b>              | <b>0</b>              |
|                       |  | <b>Expend.</b>                       | <b>231,547</b>        | <b>258,595</b>                    | <b>188,280</b>        | <b>250,947</b>        |
|                       |  | <b>Net</b>                           | <b>231,547</b>        | <b>258,595</b>                    | <b>188,280</b>        | <b>250,947</b>        |
| <b>Dept</b>           | <b>005</b> County Board of Commissioners | <b>Revenue</b>                       | <b>0</b>              | <b>0</b>                          | <b>0</b>              | <b>0</b>              |
|                       |  | <b>Expend.</b>                       | <b>231,547</b>        | <b>258,595</b>                    | <b>188,280</b>        | <b>250,947</b>        |
|                       |  | <b>Net</b>                           | <b>231,547</b>        | <b>258,595</b>                    | <b>188,280</b>        | <b>250,947</b>        |

ABENCK  
12/5/2019 8:30:47AM

# Goodhue County



## USER-SELECTED BUDGET REPORT

01 Fund County General Revenue

Report Basis: Cash

011 Dept District Court

| <u>Account Number</u> | <u>Account Description</u>          | 2018<br><u>Actual</u><br>Mo. 01 - 12 | 2019<br><u>Budget</u> | 2019<br><u>YTD</u><br>Mo. 01 - 11 | 2020<br><u>Budget</u> | 2021<br><u>Budget</u> |
|-----------------------|-------------------------------------|--------------------------------------|-----------------------|-----------------------------------|-----------------------|-----------------------|
| 01-011-000-0000-5445  | Public Defender/Local               | 1,542 -                              | 0                     | 1,442 -                           | 0                     | 0                     |
| 01-011-000-0000-6265  | Sexually Dangerous Civil Commitment | 8,615                                | 7,500                 | 10,989                            | 9,000                 | 9,000                 |
| 01-011-000-0000-6271  | Attorney Fees                       | 87,908                               | 120,000               | 112,844                           | 121,000               | 130,000               |
| 01-011-000-0000-6272  | Physician & Medical Fees            | 21,988                               | 23,000                | 24,700                            | 23,000                | 23,000                |
| 01-011-000-0000-6283  | Other Professional Fees             | 150                                  | 1,500                 | 5,400                             | 1,500                 | 1,500                 |
| 01-011-000-0000-6285  | Sexual Assault Exam Fees            | 21,222                               | 20,000                | 25,004                            | 20,000                | 20,000                |
| <b>Program 000</b>    | Undesignated                        | <b>Revenue 1,542 -</b>               | <b>0</b>              | <b>1,442 -</b>                    | <b>0</b>              | <b>0</b>              |
|                       |                                     | <b>Expend. 139,883</b>               | <b>172,000</b>        | <b>178,937</b>                    | <b>174,500</b>        | <b>183,500</b>        |
|                       |                                     | <b>Net 138,341</b>                   | <b>172,000</b>        | <b>177,495</b>                    | <b>174,500</b>        | <b>183,500</b>        |
| <b>Dept 011</b>       | District Court                      | <b>Revenue 1,542 -</b>               | <b>0</b>              | <b>1,442 -</b>                    | <b>0</b>              | <b>0</b>              |
|                       |                                     | <b>Expend. 139,883</b>               | <b>172,000</b>        | <b>178,937</b>                    | <b>174,500</b>        | <b>183,500</b>        |
|                       |                                     | <b>Net 138,341</b>                   | <b>172,000</b>        | <b>177,495</b>                    | <b>174,500</b>        | <b>183,500</b>        |

# Goodhue County



## USER-SELECTED BUDGET REPORT

01 Fund County General Revenue  
025 Dept Law Library

Report Basis: Cash

|                            |                                 | 2018               | 2019            | 2019               | 2020            | 2021            |
|----------------------------|---------------------------------|--------------------|-----------------|--------------------|-----------------|-----------------|
|                            |                                 | Actual             | Budget          | YTD                | Budget          | Budget          |
| <u>Account Number</u>      |                                 | <u>Mo. 01 - 12</u> |                 | <u>Mo. 01 - 11</u> |                 |                 |
| <u>Account Description</u> |                                 |                    |                 |                    |                 |                 |
| 01-025-000-0000-5480       | Law Library Fees                | 76,774 -           | 70,000 -        | 74,594 -           | 70,000 -        | 70,000 -        |
| 01-025-000-0000-6201       | Telephone                       | 70                 | 100             | 68                 | 100             | 100             |
| 01-025-000-0000-6203       | Postage                         | 0                  | 100             | 0                  | 100             | 100             |
| 01-025-000-0000-6244       | Subscriptions                   | 14,168             | 13,650          | 13,272             | 13,650          | 13,650          |
| 01-025-000-0000-6283       | Other Professional Fees         | 9,700              | 10,200          | 8,250              | 10,200          | 10,200          |
| 01-025-000-0000-6302       | Copies/Copier Maintenance       | 0                  | 100             | 0                  | 100             | 100             |
| 01-025-000-0000-6402       | Copy Machine Paper & Toner      | 490                | 250             | 0                  | 250             | 250             |
| 01-025-000-0000-6405       | Office Supplies                 | 90                 | 200             | 60                 | 200             | 200             |
| 01-025-000-0000-6414       | Food & Beverages                | 85                 | 100             | 38                 | 100             | 100             |
| 01-025-000-0000-6452       | Ledgers, Reference, & Law Books | 25,698             | 30,000          | 16,189             | 30,000          | 30,000          |
| 01-025-000-0000-6999       | Future Fund Balance-Law Library | 0                  | 15,300          | 0                  | 15,300          | 15,300          |
| <b>Program</b>             | <b>000</b> Undesignated         | <b>Revenue</b>     | <b>76,774 -</b> | <b>70,000 -</b>    | <b>74,594 -</b> | <b>70,000 -</b> |
|                            |                                 | <b>Expend.</b>     | <b>50,301</b>   | <b>70,000</b>      | <b>37,877</b>   | <b>70,000</b>   |
|                            |                                 | <b>Net</b>         | <b>26,473 -</b> | <b>0</b>           | <b>36,717 -</b> | <b>0</b>        |
| <b>Dept</b>                | <b>025</b> Law Library          | <b>Revenue</b>     | <b>76,774 -</b> | <b>70,000 -</b>    | <b>74,594 -</b> | <b>70,000 -</b> |
|                            |                                 | <b>Expend.</b>     | <b>50,301</b>   | <b>70,000</b>      | <b>37,877</b>   | <b>70,000</b>   |
|                            |                                 | <b>Net</b>         | <b>26,473 -</b> | <b>0</b>           | <b>36,717 -</b> | <b>0</b>        |

## USER-SELECTED BUDGET REPORT

01 Fund County General Revenue  
031 Dept Administration

Report Basis: Cash

| Account Number       | Account Description                  | 2018<br>Actual<br>Mo. 01 - 12 | 2019<br>Budget | 2019<br>YTD<br>Mo. 01 - 11 | 2020<br>Budget | 2021<br>Budget |
|----------------------|--------------------------------------|-------------------------------|----------------|----------------------------|----------------|----------------|
| 01-031-000-0000-6101 | Salaries & Wages - Permanent         | 155,354                       | 160,160        | 147,936                    | 164,570        | 168,688        |
| 01-031-000-0000-6103 | Salaries & Wages-Part Time w/o Bene  | 0                             | 0              | 0                          | 4,500          | 4,500          |
| 01-031-000-0000-6107 | Salaries & Wages - Department Heads  | 160,966                       | 165,942        | 152,992                    | 170,498        | 174,762        |
| 01-031-000-0000-6120 | Salaries & Wages - Vehicle Allowance | 8,070                         | 8,195          | 7,398                      | 8,195          | 8,195          |
| 01-031-000-0000-6151 | Group Health Insurance               | 0                             | 0              | 635 -                      | 0              | 0              |
| 01-031-000-0000-6152 | HSA Contribution                     | 13,300                        | 13,300         | 6,650                      | 6,650          | 6,650          |
| 01-031-000-0000-6153 | Family Insurance Supplement          | 25,773                        | 30,496         | 15,884                     | 15,843         | 17,427         |
| 01-031-000-0000-6154 | Life Insurance                       | 187                           | 187            | 172                        | 187            | 187            |
| 01-031-000-0000-6155 | Dental Insurance-County Paid         | 2,044                         | 2,506          | 1,217                      | 1,300          | 1,300          |
| 01-031-000-0000-6156 | Accident Insurance-County Paid       | 488                           | 549            | 283                        | 275            | 275            |
| 01-031-000-0000-6159 | Disability Insurance-County Paid     | 3,392                         | 3,200          | 1,696                      | 3,200          | 3,200          |
| 01-031-000-0000-6161 | PERA                                 | 23,724                        | 24,458         | 22,570                     | 25,468         | 26,096         |
| 01-031-000-0000-6171 | FICA                                 | 16,921                        | 20,218         | 16,992                     | 21,053         | 21,573         |
| 01-031-000-0000-6174 | Mandatory Medicare                   | 4,606                         | 4,728          | 4,403                      | 4,924          | 5,045          |
| 01-031-000-0000-6202 | Cell Phone                           | 2,132                         | 2,000          | 2,106                      | 2,000          | 2,000          |
| 01-031-000-0000-6203 | Postage                              | 0                             | 50             | 0                          | 50             | 50             |
| 01-031-000-0000-6243 | Membership Dues & Fees               | 2,182                         | 2,025          | 1,064                      | 2,025          | 2,025          |
| 01-031-000-0000-6244 | Subscriptions                        | 86                            | 0              | 0                          | 0              | 0              |
| 01-031-000-0000-6270 | Software Licensing                   | 0                             | 87             | 0                          | 87             | 87             |
| 01-031-000-0000-6284 | Contracted Services                  | 0                             | 100            | 0                          | 100            | 100            |
| 01-031-000-0000-6302 | Copies/Copier Maintenance            | 824                           | 1,106          | 948                        | 1,106          | 1,106          |
| 01-031-000-0000-6331 | Mileage & Transportation             | 0                             | 1,000          | 13                         | 1,000          | 1,000          |
| 01-031-000-0000-6332 | Meals & Lodging                      | 967                           | 2,500          | 697                        | 2,500          | 2,500          |
| 01-031-000-0000-6335 | Motor Pool Vehicle Usage             | 251                           | 100            | 224                        | 200            | 200            |
| 01-031-000-0000-6357 | Conferences/Schools                  | 970                           | 2,000          | 2,298                      | 2,000          | 2,000          |
| 01-031-000-0000-6402 | Copy Machine Paper & Toner           | 95                            | 250            | 0                          | 250            | 250            |
| 01-031-000-0000-6405 | Office Supplies                      | 318                           | 250            | 408                        | 300            | 300            |
| 01-031-000-0000-6414 | Food & Beverages                     | 389                           | 700            | 145                        | 700            | 700            |
| <b>Program</b>       | <b>000</b> Undesignated              | <b>Revenue</b>                | <b>0</b>       | <b>0</b>                   | <b>0</b>       | <b>0</b>       |
|                      |                                      | <b>Expend.</b>                | <b>423,039</b> | <b>446,107</b>             | <b>385,461</b> | <b>438,981</b> |
|                      |                                      | <b>Net</b>                    | <b>423,039</b> | <b>446,107</b>             | <b>385,461</b> | <b>438,981</b> |
| <b>Dept</b>          | <b>031</b> Administration            | <b>Revenue</b>                | <b>0</b>       | <b>0</b>                   | <b>0</b>       | <b>0</b>       |
|                      |                                      | <b>Expend.</b>                | <b>423,039</b> | <b>446,107</b>             | <b>385,461</b> | <b>438,981</b> |
|                      |                                      | <b>Net</b>                    | <b>423,039</b> | <b>446,107</b>             | <b>385,461</b> | <b>438,981</b> |

# Goodhue County



## USER-SELECTED BUDGET REPORT

01 Fund County General Revenue

Report Basis: Cash

041 Dept Auditor/Treasurer

| <u>Account Number</u> | <u>Account Description</u>           | 2018<br><u>Actual</u><br>Mo. 01 - 12 | 2019<br><u>Budget</u> | 2019<br><u>YTD</u><br>Mo. 01 - 11 | 2020<br><u>Budget</u> | 2021<br><u>Budget</u> |
|-----------------------|--------------------------------------|--------------------------------------|-----------------------|-----------------------------------|-----------------------|-----------------------|
| 01-041-000-0000-5101  | 3.2 Malt Liquor Licenses             | 225 -                                | 188 -                 | 175 -                             | 188 -                 | 188 -                 |
| 01-041-000-0000-5102  | Intoxicating Liquor Licenses         | 16,800 -                             | 15,000 -              | 11,305 -                          | 15,000 -              | 15,000 -              |
| 01-041-000-0000-5103  | Wine Licenses                        | 1,000 -                              | 500 -                 | 0                                 | 500 -                 | 500 -                 |
| 01-041-000-0000-5105  | Seller/Server Training Verifications | 1,100 -                              | 0                     | 600 -                             | 0                     | 0                     |
| 01-041-000-0000-5110  | Auctioneer Licenses                  | 200 -                                | 180 -                 | 260 -                             | 180 -                 | 180 -                 |
| 01-041-000-0000-5111  | Fireworks Permits                    | 100 -                                | 150 -                 | 0                                 | 150 -                 | 150 -                 |
| 01-041-000-0000-5112  | Transient Merchant Licenses          | 150 -                                | 150 -                 | 150 -                             | 150 -                 | 150 -                 |
| 01-041-000-0000-5113  | Precious Metal Dealers Licenses      | 50 -                                 | 0                     | 50 -                              | 0                     | 0                     |
| 01-041-000-0000-5401  | Bond Reports                         | 3,400 -                              | 3,000 -               | 2,600 -                           | 3,000 -               | 3,000 -               |
| 01-041-000-0000-5402  | Delinquent Tax & COJ Fees            | 25,618 -                             | 20,000 -              | 18,711 -                          | 20,000 -              | 20,000 -              |
| 01-041-000-0000-5403  | Special Assessment Fees              | 756 -                                | 900 -                 | 435 -                             | 900 -                 | 900 -                 |
| 01-041-000-0000-5404  | Delinquent Tax Lists                 | 250 -                                | 300 -                 | 150 -                             | 300 -                 | 300 -                 |
| 01-041-000-0000-5448  | Parcel Billing & Escrow Fees         | 22,008 -                             | 21,200 -              | 22,678 -                          | 22,000 -              | 22,000 -              |
| 01-041-000-0000-5450  | Electronic Payment Fees              | 2 -                                  | 0                     | 54 -                              | 0                     | 0                     |
| 01-041-000-0000-5476  | TIF Fees                             | 2,050 -                              | 1,500 -               | 5,482 -                           | 1,500 -               | 1,500 -               |
| 01-041-000-0000-5480  | Other Charges For Services           | 793 -                                | 400 -                 | 715 -                             | 400 -                 | 400 -                 |
| 01-041-000-0000-5481  | Aggregate Admin Fee                  | 7,706 -                              | 6,000 -               | 7,259 -                           | 6,000 -               | 6,000 -               |
| 01-041-000-0000-5520  | Fines-Aggregate Tax                  | 1,085 -                              | 0                     | 110 -                             | 0                     | 0                     |
| 01-041-000-0000-6101  | Salaries & Wages - Permanent         | 359,401                              | 422,464               | 383,180                           | 411,812               | 435,999               |
| 01-041-000-0000-6103  | Salaries & Wages-Part Time w/o Bene  | 46,250                               | 0                     | 0                                 | 0                     | 0                     |
| 01-041-000-0000-6104  | Salaries & Wages - Overtime          | 2,948                                | 0                     | 137                               | 0                     | 0                     |
| 01-041-000-0000-6107  | Salaries & Wages - Department Heads  | 39,993                               | 62,026                | 56,581                            | 63,731                | 66,640                |
| 01-041-000-0000-6151  | Group Health Insurance               | 15,116                               | 22,800                | 16,256                            | 7,019                 | 70,453                |
| 01-041-000-0000-6152  | HSA Contribution                     | 20,434                               | 23,375                | 24,942                            | 28,350                | 28,350                |
| 01-041-000-0000-6153  | Family Insurance Supplement          | 52,177                               | 63,718                | 67,303                            | 103,266               | 113,592               |
| 01-041-000-0000-6154  | Life Insurance                       | 356                                  | 406                   | 377                               | 406                   | 406                   |
| 01-041-000-0000-6155  | Dental Insurance-County Paid         | 1,778                                | 2,597                 | 2,916                             | 3,622                 | 3,622                 |
| 01-041-000-0000-6156  | Accident Insurance-County Paid       | 530                                  | 655                   | 737                               | 808                   | 808                   |
| 01-041-000-0000-6161  | PERA                                 | 33,161                               | 36,337                | 33,160                            | 35,666                | 37,698                |
| 01-041-000-0000-6171  | FICA                                 | 25,719                               | 30,038                | 25,183                            | 29,484                | 31,164                |
| 01-041-000-0000-6174  | Mandatory Medicare                   | 6,015                                | 7,025                 | 5,890                             | 6,895                 | 7,288                 |
| 01-041-000-0000-6202  | Cell Phone                           | 0                                    | 0                     | 70                                | 630                   | 630                   |
| 01-041-000-0000-6203  | Postage                              | 21,681                               | 16,200                | 13,405                            | 16,000                | 16,000                |
| 01-041-000-0000-6209  | Internet                             | 0                                    | 0                     | 120                               | 0                     | 0                     |
| 01-041-000-0000-6232  | Publications & Brochures             | 45                                   | 0                     | 170                               | 0                     | 0                     |
| 01-041-000-0000-6242  | Legal Notices                        | 8,415                                | 7,500                 | 5,885                             | 7,500                 | 7,500                 |

# Goodhue County



## USER-SELECTED BUDGET REPORT

01 Fund County General Revenue

Report Basis: Cash

041 Dept Auditor/Treasurer

| <u>Account Number</u> | <u>Account Description</u>     | 2018<br><u>Actual</u><br>Mo. 01 - 12 | 2019<br><u>Budget</u> | 2019<br><u>YTD</u><br>Mo. 01 - 11 | 2020<br><u>Budget</u> | 2021<br><u>Budget</u> |                 |                 |
|-----------------------|--------------------------------|--------------------------------------|-----------------------|-----------------------------------|-----------------------|-----------------------|-----------------|-----------------|
| 01-041-000-0000-6243  | Membership Dues & Fees         | 2,533                                | 2,200                 | 2,545                             | 3,940                 | 3,940                 |                 |                 |
| 01-041-000-0000-6244  | Subscriptions                  | 398                                  | 800                   | 240                               | 300                   | 300                   |                 |                 |
| 01-041-000-0000-6268  | Software Maintenance Contracts | 8,951                                | 8,900                 | 7,639                             | 42,628                | 42,628                |                 |                 |
| 01-041-000-0000-6269  | Software Enhancements          | 300                                  | 600                   | 600                               | 4,650                 | 4,650                 |                 |                 |
| 01-041-000-0000-6270  | Software Licensing             | 0                                    | 500                   | 0                                 | 0                     | 0                     |                 |                 |
| 01-041-000-0000-6274  | Audit Fees                     | 60,000                               | 62,500                | 62,251                            | 60,000                | 60,000                |                 |                 |
| 01-041-000-0000-6278  | Consultant Fees                | 5,950                                | 8,000                 | 4,975                             | 4,975                 | 4,975                 |                 |                 |
| 01-041-000-0000-6283  | Other professional fees        | 1,239                                | 1,100                 | 7,102                             | 6,915                 | 6,915                 |                 |                 |
| 01-041-000-0000-6284  | Contracted Services            | 0                                    | 175                   | 0                                 | 0                     | 0                     |                 |                 |
| 01-041-000-0000-6302  | Copies/Copier Maintenance      | 3,245                                | 3,000                 | 2,407                             | 2,800                 | 2,800                 |                 |                 |
| 01-041-000-0000-6331  | Mileage & Transportation       | 125                                  | 150                   | 1,125                             | 1,150                 | 1,150                 |                 |                 |
| 01-041-000-0000-6332  | Meals & Lodging                | 578                                  | 1,200                 | 1,560                             | 3,339                 | 3,339                 |                 |                 |
| 01-041-000-0000-6333  | Other (Parking,Etc)            | 1                                    | 0                     | 49                                | 0                     | 0                     |                 |                 |
| 01-041-000-0000-6335  | Motor Pool Vehicle Usage       | 546                                  | 700                   | 536                               | 700                   | 700                   |                 |                 |
| 01-041-000-0000-6357  | Conferences/Schools            | 974                                  | 2,400                 | 1,953                             | 2,500                 | 2,500                 |                 |                 |
| 01-041-000-0000-6401  | Printing Services              | 12,497                               | 11,100                | 8,322                             | 13,000                | 13,000                |                 |                 |
| 01-041-000-0000-6402  | Copy Machine Paper & Toner     | 438                                  | 700                   | 288                               | 500                   | 500                   |                 |                 |
| 01-041-000-0000-6405  | Office Supplies                | 506                                  | 600                   | 699                               | 500                   | 500                   |                 |                 |
| 01-041-000-0000-6414  | Food & Beverages               | 7                                    | 0                     | 18                                | 0                     | 0                     |                 |                 |
| 01-041-000-0000-6420  | Other General Supplies         | 696                                  | 100                   | 29                                | 100                   | 100                   |                 |                 |
| 01-041-000-0000-6432  | Equipment/Furniture <\$1000    | 757                                  | 0                     | 0                                 | 0                     | 0                     |                 |                 |
| 01-041-000-0000-6850  | Miscellaneous Expense          | 60                                   | 0                     | 20                                | 0                     | 0                     |                 |                 |
| <b>Program</b>        | <b>000</b>                     | <b>Undesignated</b>                  | <b>Revenue</b>        | <b>83,293 -</b>                   | <b>69,468 -</b>       | <b>70,734 -</b>       | <b>70,268 -</b> | <b>70,268 -</b> |
|                       |                                |                                      | <b>Expend.</b>        | <b>733,820</b>                    | <b>799,866</b>        | <b>738,670</b>        | <b>863,186</b>  | <b>968,147</b>  |
|                       |                                |                                      | <b>Net</b>            | <b>650,527</b>                    | <b>730,398</b>        | <b>667,936</b>        | <b>792,918</b>  | <b>897,879</b>  |
| <b>Dept</b>           | <b>041</b>                     | <b>Auditor/Treasurer</b>             | <b>Revenue</b>        | <b>83,293 -</b>                   | <b>69,468 -</b>       | <b>70,734 -</b>       | <b>70,268 -</b> | <b>70,268 -</b> |
|                       |                                |                                      | <b>Expend.</b>        | <b>733,820</b>                    | <b>799,866</b>        | <b>738,670</b>        | <b>863,186</b>  | <b>968,147</b>  |
|                       |                                |                                      | <b>Net</b>            | <b>650,527</b>                    | <b>730,398</b>        | <b>667,936</b>        | <b>792,918</b>  | <b>897,879</b>  |

## USER-SELECTED BUDGET REPORT

01 Fund County General Revenue  
055 Dept Assessor

Report Basis: Cash

| <u>Account Number</u> | <u>Account Description</u>             | 2018<br><u>Actual</u><br>Mo. 01 - 12 | 2019<br><u>Budget</u> | 2019<br><u>YTD</u><br>Mo. 01 - 11 | 2020<br><u>Budget</u> | 2021<br><u>Budget</u> |
|-----------------------|--|--------------------------------------|-----------------------|-----------------------------------|-----------------------|-----------------------|
| 01-055-000-0000-5480  | Other Charges for Services             | 822 -                                | 700 -                 | 615 -                             | 700 -                 | 700 -                 |
| 01-055-000-0000-6101  | Salaries & Wages - Permanent           | 612,870                              | 713,116               | 572,737                           | 656,261               | 698,135               |
| 01-055-000-0000-6104  | Salaries & Wages - Overtime            | 7,831                                | 500                   | 406                               | 1,000                 | 1,000                 |
| 01-055-000-0000-6107  | Salaries & Wages - Department Heads    | 39,990                               | 62,026                | 56,581                            | 63,731                | 66,640                |
| 01-055-000-0000-6151  | Group Health Insurance                 | 36,416                               | 61,644                | 50,314                            | 64,048                | 70,453                |
| 01-055-000-0000-6152  | HSA Contribution                       | 31,839                               | 37,300                | 28,324                            | 37,450                | 37,450                |
| 01-055-000-0000-6153  | Family Insurance Supplement            | 50,874                               | 38,121                | 31,132                            | 39,608                | 43,569                |
| 01-055-000-0000-6154  | Life Insurance                         | 590                                  | 718                   | 606                               | 718                   | 718                   |
| 01-055-000-0000-6155  | Dental Insurance-County Paid           | 3,465                                | 4,926                 | 3,434                             | 5,111                 | 5,111                 |
| 01-055-000-0000-6156  | Accident Insurance-County Paid         | 892                                  | 1,295                 | 934                               | 1,295                 | 1,295                 |
| 01-055-000-0000-6161  | PERA                                   | 49,555                               | 58,173                | 47,474                            | 54,074                | 57,433                |
| 01-055-000-0000-6171  | FICA                                   | 38,897                               | 48,090                | 37,891                            | 44,701                | 47,478                |
| 01-055-000-0000-6174  | Mandatory Medicare                     | 9,097                                | 11,247                | 8,862                             | 10,454                | 11,104                |
| 01-055-000-0000-6202  | Cell Phone                             | 309                                  | 350                   | 177                               | 630                   | 630                   |
| 01-055-000-0000-6203  | Postage                                | 11,078                               | 7,500                 | 5,369                             | 7,500                 | 7,500                 |
| 01-055-000-0000-6206  | Data Cards                             | 3,784                                | 3,300                 | 3,814                             | 3,300                 | 3,300                 |
| 01-055-000-0000-6242  | Legal Notices                          | 60                                   | 100                   | 0                                 | 100                   | 100                   |
| 01-055-000-0000-6243  | Membership Dues & Fees                 | 775                                  | 1,525                 | 1,984                             | 1,000                 | 1,000                 |
| 01-055-000-0000-6245  | State Required Registration or License | 595                                  | 600                   | 765                               | 2,400                 | 2,400                 |
| 01-055-000-0000-6268  | Software Maintenance                   | 500                                  | 500                   | 1,500                             | 500                   | 500                   |
| 01-055-000-0000-6269  | Software Enhancements                  | 0                                    | 1,000                 | 0                                 | 1,000                 | 1,000                 |
| 01-055-000-0000-6270  | Software Licensing                     | 0                                    | 300                   | 0                                 | 4,260                 | 4,260                 |
| 01-055-000-0000-6284  | Contracted Services                    | 42,437                               | 5,000                 | 2,916                             | 7,000                 | 5,000                 |
| 01-055-000-0000-6302  | Copies/Copier Maintenance              | 4,159                                | 3,750                 | 3,751                             | 3,750                 | 3,750                 |
| 01-055-000-0000-6331  | Mileage & Transportation               | 482                                  | 100                   | 699                               | 100                   | 100                   |
| 01-055-000-0000-6332  | Meals & Lodging                        | 2,316                                | 2,100                 | 6,548                             | 14,100                | 13,029                |
| 01-055-000-0000-6333  | Other (Parking,Etc)                    | 25                                   | 0                     | 5                                 | 0                     | 0                     |
| 01-055-000-0000-6335  | Motor Pool Vehicle Usage               | 5,864                                | 7,500                 | 5,891                             | 7,500                 | 7,500                 |
| 01-055-000-0000-6357  | Conferences/Schools                    | 2,495                                | 5,700                 | 7,913                             | 12,225                | 10,225                |
| 01-055-000-0000-6401  | Printing Services                      | 6,268                                | 6,500                 | 5,585                             | 6,750                 | 6,500                 |
| 01-055-000-0000-6402  | Copy Machine Paper & Toner             | 569                                  | 600                   | 348                               | 600                   | 600                   |
| 01-055-000-0000-6405  | Office Supplies                        | 671                                  | 500                   | 869                               | 750                   | 500                   |
| 01-055-000-0000-6414  | Food & Beverages                       | 0                                    | 50                    | 0                                 | 50                    | 50                    |
| 01-055-000-0000-6420  | Other General Supplies                 | 906                                  | 600                   | 1,390                             | 900                   | 600                   |
| 01-055-000-0000-6432  | Equipment/Furniture <\$1000            | 998                                  | 0                     | 409                               | 850                   | 500                   |
| 01-055-000-0000-6480  | Equipment/Furniture<\$5,000            | 0                                    | 1,200                 | 1,187                             | 2,400                 | 1,200                 |

ABENCK  
12/5/2019 8:30:47AM

# Goodhue County



## USER-SELECTED BUDGET REPORT

01 Fund County General Revenue

Report Basis: Cash

055 Dept Assessor

| <u>Account Number</u> |            | <u>Account Description</u> | 2018<br><u>Actual</u><br>Mo. 01 - 12 | 2019<br><u>Budget</u> | 2019<br><u>YTD</u><br>Mo. 01 - 11 | 2020<br><u>Budget</u> | 2021<br><u>Budget</u> |                  |
|-----------------------|------------|----------------------------|--------------------------------------|-----------------------|-----------------------------------|-----------------------|-----------------------|------------------|
| 01-055-000-0000-6567  |            | Gasoline (Unleaded)        | 0                                    | 0                     | 17                                | 0                     | 0                     |                  |
| <b>Program</b>        | <b>000</b> | Undesignated               | <b>Revenue</b>                       | <b>822 -</b>          | <b>700 -</b>                      | <b>615 -</b>          | <b>700 -</b>          | <b>700 -</b>     |
|                       |            |                            | <b>Expend.</b>                       | <b>966,607</b>        | <b>1,085,931</b>                  | <b>889,832</b>        | <b>1,056,116</b>      | <b>1,110,630</b> |
|                       |            |                            | <b>Net</b>                           | <b>965,785</b>        | <b>1,085,231</b>                  | <b>889,217</b>        | <b>1,055,416</b>      | <b>1,109,930</b> |
| <b>Dept</b>           | <b>055</b> | Assessor                   | <b>Revenue</b>                       | <b>822 -</b>          | <b>700 -</b>                      | <b>615 -</b>          | <b>700 -</b>          | <b>700 -</b>     |
|                       |            |                            | <b>Expend.</b>                       | <b>966,607</b>        | <b>1,085,931</b>                  | <b>889,832</b>        | <b>1,056,116</b>      | <b>1,110,630</b> |
|                       |            |                            | <b>Net</b>                           | <b>965,785</b>        | <b>1,085,231</b>                  | <b>889,217</b>        | <b>1,055,416</b>      | <b>1,109,930</b> |



## USER-SELECTED BUDGET REPORT

01 Fund County General Revenue

Report Basis: Cash

061 Dept Human Resource

| <u>Account Number</u> | <u>Account Description</u>          | 2018<br><u>Actual</u><br>Mo. 01 - 12 | 2019<br><u>Budget</u> | 2019<br><u>YTD</u><br>Mo. 01 - 11 | 2020<br><u>Budget</u> | 2021<br><u>Budget</u> |
|-----------------------|-------------------------------------|--------------------------------------|-----------------------|-----------------------------------|-----------------------|-----------------------|
| 01-061-000-0000-6101  | Salaries & Wages - Permanent        | 176,411                              | 188,191               | 172,921                           | 198,539               | 207,957               |
| 01-061-000-0000-6104  | Salaries & Wages - Overtime         | 2,509                                | 2,000                 | 1,740                             | 2,000                 | 2,000                 |
| 01-061-000-0000-6107  | Salaries & Wages - Department Heads | 123,582                              | 127,400               | 117,458                           | 130,894               | 134,160               |
| 01-061-000-0000-6151  | Group Health Insurance              | 15,741                               | 16,044                | 14,707                            | 19,300                | 21,231                |
| 01-061-000-0000-6152  | HSA Contribution                    | 12,050                               | 14,025                | 12,946                            | 12,250                | 12,250                |
| 01-061-000-0000-6153  | Family Insurance Supplement         | 36,476                               | 43,094                | 39,503                            | 44,775                | 49,253                |
| 01-061-000-0000-6154  | Life Insurance                      | 250                                  | 250                   | 229                               | 250                   | 250                   |
| 01-061-000-0000-6155  | Dental Insurance-County Paid        | 1,229                                | 1,612                 | 1,477                             | 1,300                 | 1,300                 |
| 01-061-000-0000-6156  | Accident Insurance-County Paid      | 275                                  | 396                   | 363                               | 275                   | 275                   |
| 01-061-000-0000-6159  | Disability Insurance-County Paid    | 0                                    | 0                     | 4,992                             | 0                     | 0                     |
| 01-061-000-0000-6161  | PERA                                | 22,688                               | 23,819                | 21,909                            | 24,858                | 25,809                |
| 01-061-000-0000-6171  | FICA                                | 18,254                               | 19,691                | 17,626                            | 20,549                | 21,335                |
| 01-061-000-0000-6174  | Mandatory Medicare                  | 4,269                                | 4,605                 | 4,122                             | 4,806                 | 4,990                 |
| 01-061-000-0000-6202  | Cell Phone                          | 614                                  | 750                   | 610                               | 750                   | 750                   |
| 01-061-000-0000-6203  | Postage                             | 614                                  | 700                   | 332                               | 700                   | 700                   |
| 01-061-000-0000-6241  | Advertising                         | 3,696                                | 7,300                 | 2,343                             | 7,300                 | 7,300                 |
| 01-061-000-0000-6243  | Membership Dues & Fees              | 823                                  | 1,238                 | 1,183                             | 1,238                 | 1,238                 |
| 01-061-000-0000-6270  | Software Licensing                  | 119                                  | 278                   | 119                               | 146                   | 146                   |
| 01-061-000-0000-6275  | Labor Negotiator & Arbitration Fees | 7,113                                | 15,000                | 14,939                            | 35,000                | 35,000                |
| 01-061-000-0000-6278  | Consultant Fees                     | 20,105                               | 20,000                | 70,833                            | 50,000                | 50,000                |
| 01-061-000-0000-6279  | ADP Contract                        | 83,623                               | 75,000                | 68,828                            | 85,000                | 85,000                |
| 01-061-000-0000-6283  | Benefit Participation Fees          | 14,784                               | 15,600                | 13,492                            | 15,600                | 15,600                |
| 01-061-000-0000-6284  | Health Care Reform Fees             | 1,663                                | 2,000                 | 1,717                             | 2,000                 | 2,000                 |
| 01-061-000-0000-6290  | Background Checks                   | 3,213                                | 3,400                 | 3,413                             | 3,400                 | 3,400                 |
| 01-061-000-0000-6302  | Copies/Copier Maintenance           | 824                                  | 1,156                 | 861                               | 1,156                 | 1,156                 |
| 01-061-000-0000-6331  | Mileage & Transportation            | 0                                    | 400                   | 44                                | 400                   | 400                   |
| 01-061-000-0000-6332  | Meals & Lodging                     | 1,317                                | 2,500                 | 1,456                             | 3,300                 | 3,300                 |
| 01-061-000-0000-6335  | Motor Pool Vehicle Usage            | 490                                  | 400                   | 426                               | 500                   | 500                   |
| 01-061-000-0000-6357  | Conferences/Schools                 | 880                                  | 2,300                 | 980                               | 4,100                 | 4,100                 |
| 01-061-000-0000-6402  | Copy Machine Paper & Toner          | 65                                   | 200                   | 135                               | 100                   | 100                   |
| 01-061-000-0000-6405  | Office Supplies                     | 705                                  | 650                   | 742                               | 650                   | 650                   |
| 01-061-000-0000-6414  | Food & Beverages                    | 218                                  | 100                   | 27                                | 100                   | 100                   |
| <b>Program 000</b>    | Undesignated                        | <b>Revenue 0</b>                     | <b>0</b>              | <b>0</b>                          | <b>0</b>              | <b>0</b>              |
|                       |                                     | <b>Expend. 554,600</b>               | <b>590,099</b>        | <b>592,203</b>                    | <b>671,236</b>        | <b>692,250</b>        |
|                       |                                     | <b>Net 554,600</b>                   | <b>590,099</b>        | <b>592,203</b>                    | <b>671,236</b>        | <b>692,250</b>        |

ABENCK  
12/5/2019 8:30:47AM

# Goodhue County



## USER-SELECTED BUDGET REPORT

01 Fund County General Revenue

Report Basis: Cash

061 Dept Human Resource

|                            |  | 2018               | 2019            | 2019               | 2020           | 2021           |
|----------------------------|--|--------------------|-----------------|--------------------|----------------|----------------|
|                            |  | Actual             | Budget          | YTD                | Budget         | Budget         |
| <u>Account Number</u>      |  | <u>Mo. 01 - 12</u> |                 | <u>Mo. 01 - 11</u> |                |                |
| <u>Account Description</u> |  |                    |                 |                    |                |                |
| 01-061-061-0000-5610       | Contributions & Donations              | 36,792 -           | 0               | 9,516 -            | 0              | 0              |
| 01-061-061-0000-6414       | Food & Beverages                       | 3,265              | 0               | 2,963              | 0              | 0              |
| 01-061-061-0000-6420       | Other General Supplies                 | 1,979              | 0               | 2,352              | 0              | 0              |
| <b>Program</b>             | <b>061</b> Employee Wellness Committee | <b>Revenue</b>     | <b>36,792 -</b> | <b>0</b>           | <b>9,516 -</b> | <b>0</b>       |
|                            |  | <b>Expend.</b>     | <b>5,244</b>    | <b>0</b>           | <b>5,315</b>   | <b>0</b>       |
|                            |  | <b>Net</b>         | <b>31,548 -</b> | <b>0</b>           | <b>4,201 -</b> | <b>0</b>       |
| <b>Dept</b>                | <b>061</b> Human Resource              | <b>Revenue</b>     | <b>36,792 -</b> | <b>0</b>           | <b>9,516 -</b> | <b>0</b>       |
|                            |  | <b>Expend.</b>     | <b>559,844</b>  | <b>590,099</b>     | <b>597,518</b> | <b>671,236</b> |
|                            |  | <b>Net</b>         | <b>523,052</b>  | <b>590,099</b>     | <b>588,002</b> | <b>692,250</b> |

## USER-SELECTED BUDGET REPORT

01 Fund County General Revenue

Report Basis: Cash

063 Dept Information Technology

| <u>Account Number</u> | <u>Account Description</u>           | 2018<br><u>Actual</u><br>Mo. 01 - 12 | 2019<br><u>Budget</u> | 2019<br><u>YTD</u><br>Mo. 01 - 11 | 2020<br><u>Budget</u> | 2021<br><u>Budget</u> |
|-----------------------|--------------------------------------|--------------------------------------|-----------------------|-----------------------------------|-----------------------|-----------------------|
| 01-063-000-0000-5450  | Data Processing Fees                 | 29,936 -                             | 29,936 -              | 30,911 -                          | 29,936 -              | 29,936 -              |
| 01-063-000-0000-5859  | Microsoft Enterprise Reimbursements  | 27,617 -                             | 25,319 -              | 22,614 -                          | 27,383 -              | 27,383 -              |
| 01-063-000-0000-5947  | Transfers In                         | 4,980 -                              | 5,000 -               | 0                                 | 5,000 -               | 5,000 -               |
| 01-063-000-0000-6101  | Salaries & Wages - Permanent         | 370,255                              | 388,245               | 330,306                           | 361,508               | 380,753               |
| 01-063-000-0000-6103  | Salaries & Wages-Part Time w/o Bene  | 0                                    | 0                     | 0                                 | 4,500                 | 4,500                 |
| 01-063-000-0000-6104  | Salaries & Wages - Overtime          | 231                                  | 0                     | 225                               | 0                     | 0                     |
| 01-063-000-0000-6107  | Salaries & Wages - Department Heads  | 107,006                              | 116,085               | 106,732                           | 124,467               | 130,863               |
| 01-063-000-0000-6151  | Group Health Insurance               | 31,482                               | 37,152                | 25,542                            | 19,300                | 21,231                |
| 01-063-000-0000-6152  | HSA Contribution                     | 18,700                               | 14,750                | 14,135                            | 21,700                | 21,700                |
| 01-063-000-0000-6153  | Family Insurance Supplement          | 25,773                               | 35,671                | 46,314                            | 74,125                | 81,537                |
| 01-063-000-0000-6154  | Life Insurance                       | 374                                  | 374                   | 328                               | 374                   | 374                   |
| 01-063-000-0000-6155  | Dental Insurance-County Paid         | 1,934                                | 1,253                 | 658                               | 2,600                 | 2,600                 |
| 01-063-000-0000-6156  | Accident Insurance-County Paid       | 183                                  | 275                   | 167                               | 549                   | 549                   |
| 01-063-000-0000-6161  | PERA                                 | 35,812                               | 37,825                | 32,796                            | 36,786                | 38,709                |
| 01-063-000-0000-6171  | FICA                                 | 28,315                               | 31,268                | 25,305                            | 30,409                | 31,999                |
| 01-063-000-0000-6174  | Mandatory Medicare                   | 6,622                                | 7,313                 | 5,918                             | 7,112                 | 7,484                 |
| 01-063-000-0000-6201  | Telephone                            | 25,570                               | 32,000                | 27,808                            | 35,000                | 32,000                |
| 01-063-000-0000-6202  | Cell Phone                           | 1,994                                | 2,040                 | 1,708                             | 2,040                 | 2,040                 |
| 01-063-000-0000-6203  | Postage                              | 27                                   | 0                     | 17                                | 0                     | 0                     |
| 01-063-000-0000-6207  | Telephone Maintenance                | 1,730                                | 1,000                 | 0                                 | 1,000                 | 1,000                 |
| 01-063-000-0000-6209  | Internet                             | 2,339                                | 2,460                 | 2,031                             | 2,460                 | 2,460                 |
| 01-063-000-0000-6243  | Membership Dues & Fees               | 2,286                                | 4,369                 | 5,201                             | 3,500                 | 3,800                 |
| 01-063-000-0000-6268  | Software Maintenance Contracts       | 180,995                              | 193,200               | 186,592                           | 177,400               | 217,825               |
| 01-063-000-0000-6269  | Software Enhancements                | 2,100                                | 2,700                 | 2,700                             | 300                   | 300                   |
| 01-063-000-0000-6270  | Software Licensing                   | 17,988                               | 37,100                | 31,251                            | 36,450                | 44,050                |
| 01-063-000-0000-6278  | Consultant Fees                      | 63,160                               | 67,500                | 53,366                            | 62,500                | 67,500                |
| 01-063-000-0000-6301  | Maintenance Contracts                | 25,795                               | 39,100                | 33,051                            | 57,100                | 57,200                |
| 01-063-000-0000-6302  | Printer Maintenance Contract (Marco) | 7,822                                | 8,950                 | 5,708                             | 5,500                 | 5,750                 |
| 01-063-000-0000-6331  | Mileage & Transportation             | 669                                  | 0                     | 86                                | 0                     | 0                     |
| 01-063-000-0000-6332  | Meals & Lodging                      | 999                                  | 1,500                 | 970                               | 1,500                 | 1,500                 |
| 01-063-000-0000-6335  | Motor Pool Vehicle Usage             | 239                                  | 400                   | 445                               | 750                   | 750                   |
| 01-063-000-0000-6357  | Conferences/Schools                  | 16,662                               | 25,468                | 2,809                             | 26,550                | 26,850                |
| 01-063-000-0000-6402  | Copy Machine Paper & Toner           | 0                                    | 200                   | 36                                | 200                   | 200                   |
| 01-063-000-0000-6405  | Office Supplies                      | 738                                  | 400                   | 456                               | 600                   | 700                   |
| 01-063-000-0000-6414  | Food & Beverages                     | 459                                  | 0                     | 398                               | 0                     | 0                     |
| 01-063-000-0000-6420  | Other General Supplies               | 1,933                                | 2,500                 | 804                               | 2,500                 | 2,500                 |

# Goodhue County



## USER-SELECTED BUDGET REPORT

01 Fund County General Revenue

Report Basis: Cash

063 Dept Information Technology

| <u>Account Number</u> | <u>Account Description</u>      | 2018<br><u>Actual</u><br>Mo. 01 - 12 | 2019<br><u>Budget</u> | 2019<br><u>YTD</u><br>Mo. 01 - 11 | 2020<br><u>Budget</u> | 2021<br><u>Budget</u> |
|-----------------------|---------------------------------|--------------------------------------|-----------------------|-----------------------------------|-----------------------|-----------------------|
| 01-063-000-0000-6432  | Equipment/Furniture <\$1000     | 8,940                                | 11,500                | 8,673                             | 10,000                | 10,000                |
| 01-063-000-0000-6452  | Ledgers, Reference, & Law Books | 63                                   | 200                   | 0                                 | 200                   | 200                   |
| 01-063-000-0000-6480  | Equipment/Furniture<\$5,000     | 2,480                                | 0                     | 2,400                             | 12,500                | 12,500                |
| 01-063-000-0000-6997  | Transfers Out                   | 6,705                                | 0                     | 0                                 | 0                     | 0                     |
| 01-063-000-0000-6998  | Transfers Out - Inter Fund      | 0                                    | 16,724                | 0                                 | 25,641                | 25,641                |
| <b>Program 000</b>    | <b>Undesignated</b>             | <b>Revenue 62,533 -</b>              | <b>60,255 -</b>       | <b>53,525 -</b>                   | <b>62,319 -</b>       | <b>62,319 -</b>       |
|                       |                                 | <b>Expend. 998,380</b>               | <b>1,119,522</b>      | <b>954,936</b>                    | <b>1,147,121</b>      | <b>1,237,065</b>      |
|                       |                                 | <b>Net 935,847</b>                   | <b>1,059,267</b>      | <b>901,411</b>                    | <b>1,084,802</b>      | <b>1,174,746</b>      |
| <b>Dept 063</b>       | <b>Information Technology</b>   | <b>Revenue 62,533 -</b>              | <b>60,255 -</b>       | <b>53,525 -</b>                   | <b>62,319 -</b>       | <b>62,319 -</b>       |
|                       |                                 | <b>Expend. 998,380</b>               | <b>1,119,522</b>      | <b>954,936</b>                    | <b>1,147,121</b>      | <b>1,237,065</b>      |
|                       |                                 | <b>Net 935,847</b>                   | <b>1,059,267</b>      | <b>901,411</b>                    | <b>1,084,802</b>      | <b>1,174,746</b>      |

## USER-SELECTED BUDGET REPORT

01 Fund County General Revenue

Report Basis: Cash

071 Dept Elections

| <u>Account Number</u> | <u>Account Description</u>              | 2018<br><u>Actual</u><br>Mo. 01 - 12 | 2019<br><u>Budget</u> | 2019<br><u>YTD</u><br>Mo. 01 - 11 | 2020<br><u>Budget</u> | 2021<br><u>Budget</u> |
|-----------------------|---|--------------------------------------|-----------------------|-----------------------------------|-----------------------|-----------------------|
| 01-071-000-0000-5269  | State-Election Equipment Grant          | 74,321 -                             | 0                     | 0                                 | 0                     | 0                     |
| 01-071-000-0000-5480  | Election Filing Fees                    | 840 -                                | 0                     | 191 -                             | 300 -                 | 300 -                 |
| 01-071-000-0000-5855  | Miscellaneous Revenue-Equipment Re      | 18,839 -                             | 0                     | 98,670 -                          | 0                     | 0                     |
| 01-071-000-0000-5859  | Election Reimbursements                 | 2,901 -                              | 9,000 -               | 14,916 -                          | 53,196 -              | 53,196 -              |
| 01-071-000-0000-5949  | Use of Fund Balance-Elections           | 0                                    | 0                     | 0                                 | 40,000 -              | 40,000 -              |
| 01-071-000-0000-6101  | Salaries & Wages - Permanent            | 2,468                                | 0                     | 0                                 | 0                     | 0                     |
| 01-071-000-0000-6103  | Salaries & Wages-Part Time w/o Bene     | 7,040                                | 7,200                 | 0                                 | 7,200                 | 7,200                 |
| 01-071-000-0000-6104  | Salaries & Wages - Overtime             | 786                                  | 0                     | 1,024                             | 2,000                 | 2,000                 |
| 01-071-000-0000-6161  | PERA                                    | 224                                  | 0                     | 77                                | 150                   | 150                   |
| 01-071-000-0000-6171  | FICA                                    | 636                                  | 446                   | 57                                | 570                   | 570                   |
| 01-071-000-0000-6174  | Mandatory Medicare                      | 149                                  | 104                   | 13                                | 133                   | 133                   |
| 01-071-000-0000-6203  | Postage                                 | 5,468                                | 1,500                 | 361                               | 8,102                 | 8,102                 |
| 01-071-000-0000-6242  | Legal Notices                           | 1,290                                | 0                     | 614                               | 1,980                 | 1,980                 |
| 01-071-000-0000-6270  | Software Licensing                      | 4,200                                | 1,510                 | 9,574                             | 8,525                 | 8,525                 |
| 01-071-000-0000-6284  | Contracted Services                     | 2,259                                | 0                     | 6,381                             | 1,350                 | 1,350                 |
| 01-071-000-0000-6304  | Other Machinery & Equipment Maint       | 533                                  | 623                   | 7,580                             | 7,590                 | 7,590                 |
| 01-071-000-0000-6331  | Mileage                                 | 3,199                                | 0                     | 84                                | 5,217                 | 5,217                 |
| 01-071-000-0000-6332  | Meals & Lodging                         | 1,609                                | 0                     | 0                                 | 4,505                 | 4,505                 |
| 01-071-000-0000-6335  | Motor Pool Vehicle Usage                | 389                                  | 0                     | 107                               | 400                   | 400                   |
| 01-071-000-0000-6357  | Conferences/Schools                     | 1,670                                | 0                     | 45                                | 500                   | 500                   |
| 01-071-000-0000-6382  | Programming Charges                     | 24,312                               | 1,120                 | 2,592                             | 35,723                | 35,723                |
| 01-071-000-0000-6401  | Printing Services                       | 31,743                               | 925                   | 4,367                             | 65,612                | 65,612                |
| 01-071-000-0000-6402  | Copy Paper & Toner                      | 310                                  | 0                     | 0                                 | 500                   | 500                   |
| 01-071-000-0000-6405  | Office Supplies                         | 2,094                                | 0                     | 2,691                             | 2,200                 | 2,200                 |
| 01-071-000-0000-6414  | Food & Beverages                        | 429                                  | 0                     | 0                                 | 700                   | 700                   |
| 01-071-000-0000-6420  | Other General Supplies                  | 6,775                                | 0                     | 0                                 | 0                     | 0                     |
| 01-071-000-0000-6432  | Equipment/Furniture <\$1000             | 74,321                               | 0                     | 0                                 | 0                     | 0                     |
| 01-071-000-0000-6480  | Equipment/Furniture<\$5,000             | 0                                    | 0                     | 1,474                             | 0                     | 0                     |
| 01-071-000-0000-6850  | Other Election Expenses                 | 109,869                              | 0                     | 0                                 | 0                     | 0                     |
| 01-071-000-0000-6999  | Future Fund Balance-Election Activities | 0                                    | 40,000                | 0                                 | 0                     | 0                     |
| <b>Program</b>        | <b>000</b> Undesignated                 | <b>Revenue</b>                       | <b>96,901 -</b>       | <b>9,000 -</b>                    | <b>113,777 -</b>      | <b>93,496 -</b>       |
|                       |   | <b>Expend.</b>                       | <b>281,773</b>        | <b>53,428</b>                     | <b>37,041</b>         | <b>152,957</b>        |
|                       |   | <b>Net</b>                           | <b>184,872</b>        | <b>44,428</b>                     | <b>76,736 -</b>       | <b>59,461</b>         |
| <b>Dept</b>           | <b>071</b> Elections                    | <b>Revenue</b>                       | <b>96,901 -</b>       | <b>9,000 -</b>                    | <b>113,777 -</b>      | <b>93,496 -</b>       |
|                       |   | <b>Expend.</b>                       | <b>281,773</b>        | <b>53,428</b>                     | <b>37,041</b>         | <b>152,957</b>        |

ABENCK  
12/5/2019 8:30:47AM

# Goodhue County



## USER-SELECTED BUDGET REPORT

01 Fund County General Revenue

Report Basis: Cash

071 Dept Elections

Account Number      Account Description

|            | 2018<br><u>Actual</u><br><u>Mo. 01 - 12</u> | 2019<br><u>Budget</u> | 2019<br><u>YTD</u><br><u>Mo. 01 - 11</u> | 2020<br><u>Budget</u> | 2021<br><u>Budget</u> |
|------------|---|-----------------------|--|-----------------------|-----------------------|
| <b>Net</b> | <b>184,872</b>                              | <b>44,428</b>         | <b>76,736 -</b>                          | <b>59,461</b>         | <b>59,461</b>         |

# Goodhue County



## USER-SELECTED BUDGET REPORT

01 Fund County General Revenue  
091 Dept Attorney

Report Basis: Cash

| <u>Account Number</u> | <u>Account Description</u>             | 2018<br><u>Actual</u><br>Mo. 01 - 12 | 2019<br><u>Budget</u> | 2019<br><u>YTD</u><br>Mo. 01 - 11 | 2020<br><u>Budget</u> | 2021<br><u>Budget</u> |
|-----------------------|--|--------------------------------------|-----------------------|-----------------------------------|-----------------------|-----------------------|
| 01-091-000-0000-5401  | CD Charges                             | 567 -                                | 1,000 -               | 624 -                             | 1,000 -               | 1,000 -               |
| 01-091-000-0000-5443  | Child Support Motion Fees              | 633 -                                | 500 -                 | 273 -                             | 500 -                 | 500 -                 |
| 01-091-000-0000-5450  | Child Support Services                 | 63,600 -                             | 50,000 -              | 45,342 -                          | 50,000 -              | 50,000 -              |
| 01-091-000-0000-5480  | Attorney Fees                          | 134,420 -                            | 126,350 -             | 119,418 -                         | 126,350 -             | 126,350 -             |
| 01-091-000-0000-6101  | Salaries & Wages - Permanent           | 1,125,416                            | 1,143,957             | 1,035,514                         | 1,104,691             | 1,150,479             |
| 01-091-000-0000-6102  | Salaries & Wages-Part Time w/ Benefi   | 71,428                               | 76,124                | 68,221                            | 140,508               | 147,524               |
| 01-091-000-0000-6103  | Salaries & Wages-Part Time w/o Bene    | 12,320                               | 0                     | 3,130                             | 0                     | 0                     |
| 01-091-000-0000-6104  | Salaries & Wages - Overtime            | 43                                   | 750                   | 0                                 | 750                   | 750                   |
| 01-091-000-0000-6107  | Salaries & Wages - Department Heads    | 143,946                              | 148,408               | 123,947                           | 140,483               | 150,218               |
| 01-091-000-0000-6109  | Salaries & Wages-Longevity             | 2,639                                | 2,330                 | 2,494                             | 2,330                 | 2,330                 |
| 01-091-000-0000-6151  | Group Health Insurance                 | 45,045                               | 53,196                | 62,598                            | 72,159                | 79,374                |
| 01-091-000-0000-6152  | HSA Contribution                       | 39,575                               | 45,550                | 33,000                            | 37,275                | 37,275                |
| 01-091-000-0000-6153  | Family Insurance Supplement            | 148,848                              | 168,838               | 106,861                           | 116,563               | 128,220               |
| 01-091-000-0000-6154  | Life Insurance                         | 998                                  | 998                   | 915                               | 998                   | 998                   |
| 01-091-000-0000-6155  | Dental Insurance-County Paid           | 2,810                                | 2,865                 | 2,625                             | 2,972                 | 2,972                 |
| 01-091-000-0000-6156  | Accident Insurance-County Paid         | 671                                  | 671                   | 615                               | 671                   | 671                   |
| 01-091-000-0000-6161  | PERA                                   | 91,154                               | 92,612                | 83,116                            | 93,619                | 97,783                |
| 01-091-000-0000-6171  | FICA                                   | 78,307                               | 85,037                | 71,878                            | 86,103                | 89,981                |
| 01-091-000-0000-6174  | Mandatory Medicare                     | 18,465                               | 19,888                | 16,810                            | 20,137                | 21,044                |
| 01-091-000-0000-6202  | Cell Phone                             | 474                                  | 580                   | 398                               | 580                   | 580                   |
| 01-091-000-0000-6203  | Postage                                | 1,755                                | 2,200                 | 1,119                             | 2,200                 | 2,200                 |
| 01-091-000-0000-6234  | Transcripts                            | 297                                  | 3,000                 | 2,125                             | 3,000                 | 3,000                 |
| 01-091-000-0000-6243  | Membership Dues & Fees                 | 6,454                                | 6,000                 | 181                               | 6,000                 | 6,000                 |
| 01-091-000-0000-6244  | Subscriptions                          | 86                                   | 100                   | 86                                | 100                   | 100                   |
| 01-091-000-0000-6245  | State Required Registration or License | 4,583                                | 5,200                 | 4,349                             | 5,200                 | 5,200                 |
| 01-091-000-0000-6270  | Software Licensing                     | 0                                    | 1,000                 | 225                               | 1,000                 | 1,000                 |
| 01-091-000-0000-6272  | Physician & Medical Fees               | 875                                  | 5,000                 | 0                                 | 5,000                 | 5,000                 |
| 01-091-000-0000-6277  | Sheriff Fees                           | 2,092                                | 2,500                 | 1,958                             | 2,500                 | 2,500                 |
| 01-091-000-0000-6278  | Consultant Fees                        | 1,449                                | 1,500                 | 0                                 | 1,500                 | 1,500                 |
| 01-091-000-0000-6283  | Other Professional Fees                | 0                                    | 1,000                 | 0                                 | 1,000                 | 1,000                 |
| 01-091-000-0000-6301  | Maintenance Contracts                  | 0                                    | 1,500                 | 0                                 | 1,500                 | 1,500                 |
| 01-091-000-0000-6302  | Copies/Copier Maintenance              | 3,528                                | 3,000                 | 3,396                             | 3,500                 | 3,500                 |
| 01-091-000-0000-6331  | Mileage & Transportation               | 2,326                                | 1,900                 | 1,668                             | 1,900                 | 1,900                 |
| 01-091-000-0000-6332  | Meals & Lodging                        | 1,285                                | 800                   | 1,787                             | 1,200                 | 1,200                 |
| 01-091-000-0000-6333  | Other (Parking,Etc)                    | 128                                  | 150                   | 14                                | 150                   | 150                   |
| 01-091-000-0000-6335  | Motor Pool Vehicle Usage               | 124                                  | 0                     | 261                               | 100                   | 100                   |

## USER-SELECTED BUDGET REPORT

01 Fund County General Revenue  
091 Dept Attorney

Report Basis: Cash

| <u>Account Number</u> | <u>Account Description</u>           | 2018<br><u>Actual</u><br>Mo. 01 - 12 | 2019<br><u>Budget</u> | 2019<br><u>YTD</u><br>Mo. 01 - 11 | 2020<br><u>Budget</u> | 2021<br><u>Budget</u> |
|-----------------------|--------------------------------------|--------------------------------------|-----------------------|-----------------------------------|-----------------------|-----------------------|
| 01-091-000-0000-6355  | Witness Costs                        | 722                                  | 2,000                 | 50                                | 2,000                 | 2,000                 |
| 01-091-000-0000-6357  | Conferences/Schools                  | 5,472                                | 3,500                 | 3,379                             | 4,000                 | 4,000                 |
| 01-091-000-0000-6401  | Printing Services                    | 2,671                                | 6,500                 | 772                               | 6,500                 | 6,500                 |
| 01-091-000-0000-6402  | Copy Machine Paper & Toner           | 1,884                                | 2,475                 | 1,079                             | 2,475                 | 2,475                 |
| 01-091-000-0000-6405  | Office Supplies                      | 1,929                                | 2,750                 | 1,977                             | 2,750                 | 2,750                 |
| 01-091-000-0000-6432  | Equipment/Furniture <\$1000          | 0                                    | 1,000                 | 198                               | 1,000                 | 1,000                 |
| 01-091-000-0000-6452  | Ledgers,Reference,Mcaps & Westlaw    | 34,708                               | 31,500                | 15,382                            | 36,000                | 36,000                |
| <b>Program 000</b>    | Undesignated                         | <b>Revenue 199,220 -</b>             | <b>177,850 -</b>      | <b>165,657 -</b>                  | <b>177,850 -</b>      | <b>177,850 -</b>      |
|                       |                                      | <b>Expend. 1,854,507</b>             | <b>1,926,379</b>      | <b>1,652,128</b>                  | <b>1,910,414</b>      | <b>2,000,774</b>      |
|                       |                                      | <b>Net 1,655,287</b>                 | <b>1,748,529</b>      | <b>1,486,471</b>                  | <b>1,732,564</b>      | <b>1,822,924</b>      |
| 01-091-130-0000-5479  | Dui-Forfeiture Fees                  | 7,419 -                              | 10,000 -              | 14,840 -                          | 10,000 -              | 10,000 -              |
| 01-091-130-0000-6432  | Equipment/Furniture < \$1000         | 1,138                                | 0                     | 191                               | 0                     | 0                     |
| 01-091-130-0000-6480  | Equipment/Furniture<\$5,000          | 0                                    | 0                     | 2,467                             | 0                     | 0                     |
| 01-091-130-0000-6882  | Forfeiture Fund Expenses             | 0                                    | 0                     | 89                                | 0                     | 0                     |
| 01-091-130-0000-6999  | Future Fund Balance-DUI Forfeitures  | 0                                    | 10,000                | 0                                 | 10,000                | 10,000                |
| <b>Program 130</b>    | Forfeiture Funds                     | <b>Revenue 7,419 -</b>               | <b>10,000 -</b>       | <b>14,840 -</b>                   | <b>10,000 -</b>       | <b>10,000 -</b>       |
|                       |                                      | <b>Expend. 1,138</b>                 | <b>10,000</b>         | <b>2,747</b>                      | <b>10,000</b>         | <b>10,000</b>         |
|                       |                                      | <b>Net 6,281 -</b>                   | <b>0</b>              | <b>12,093 -</b>                   | <b>0</b>              | <b>0</b>              |
| 01-091-131-0000-5510  | Victim/Witness Assistance            | 1,052 -                              | 2,500 -               | 978 -                             | 2,500 -               | 2,500 -               |
| 01-091-131-0000-6358  | Other Charges                        | 0                                    | 2,500                 | 1,636                             | 2,500                 | 2,500                 |
| <b>Program 131</b>    | Victim/Witness Assistance            | <b>Revenue 1,052 -</b>               | <b>2,500 -</b>        | <b>978 -</b>                      | <b>2,500 -</b>        | <b>2,500 -</b>        |
|                       |                                      | <b>Expend. 0</b>                     | <b>2,500</b>          | <b>1,636</b>                      | <b>2,500</b>          | <b>2,500</b>          |
|                       |                                      | <b>Net 1,052 -</b>                   | <b>0</b>              | <b>658</b>                        | <b>0</b>              | <b>0</b>              |
| 01-091-132-0000-5319  | 16.585 Drug Court Program            | 0                                    | 125,000 -             | 27,716 -                          | 125,000 -             | 125,000 -             |
| 01-091-132-0000-6101  | Salaries & Wages - Permanent         | 0                                    | 49,358                | 0                                 | 0                     | 0                     |
| 01-091-132-0000-6102  | Salaries & Wages - Part Time w/ Bene | 0                                    | 0                     | 28,896                            | 39,745                | 42,604                |
| 01-091-132-0000-6151  | Group Health Insurance               | 0                                    | 6,966                 | 0                                 | 0                     | 0                     |
| 01-091-132-0000-6152  | HSA Contribution                     | 0                                    | 1,013                 | 0                                 | 0                     | 0                     |
| 01-091-132-0000-6154  | Life Insurance                       | 0                                    | 62                    | 42                                | 63                    | 62                    |
| 01-091-132-0000-6161  | PERA                                 | 0                                    | 3,702                 | 2,192                             | 2,981                 | 3,195                 |
| 01-091-132-0000-6171  | FICA                                 | 0                                    | 3,060                 | 1,812                             | 2,464                 | 2,641                 |
| 01-091-132-0000-6174  | Mandatory Medicare                   | 0                                    | 716                   | 424                               | 576                   | 618                   |
| 01-091-132-0000-6202  | Cell phone                           | 0                                    | 1,700                 | 72                                | 1,700                 | 1,700                 |
| 01-091-132-0000-6283  | Other Professional Fees              | 0                                    | 122,400               | 0                                 | 41,552                | 41,552                |
| 01-091-132-0000-6331  | Mileage & Transportation             | 0                                    | 2,100                 | 883                               | 2,100                 | 2,100                 |



# Goodhue County



## USER-SELECTED BUDGET REPORT

01 Fund County General Revenue  
091 Dept Attorney

Report Basis: Cash

|                            |                                     | 2018               | 2019             | 2019               | 2020             | 2021             |
|----------------------------|-------------------------------------|--------------------|------------------|--------------------|------------------|------------------|
|                            |                                     | Actual             | Budget           | YTD                | Budget           | Budget           |
| <u>Account Number</u>      |                                     | <u>Mo. 01 - 12</u> |                  | <u>Mo. 01 - 11</u> |                  |                  |
| <u>Account Description</u> |                                     |                    |                  |                    |                  |                  |
| 01-091-132-0000-6332       | Meals & Lodging                     | 0                  | 3,600            | 2,027              | 3,600            | 3,600            |
| 01-091-132-0000-6335       | Motor Pool Vehicle Usage            | 0                  | 0                | 88                 | 0                | 0                |
| 01-091-132-0000-6357       | Conferences/Schools/Workshops       | 0                  | 2,323            | 1,510              | 2,323            | 2,323            |
| 01-091-132-0000-6405       | Office Supplies                     | 0                  | 0                | 2,052              | 0                | 0                |
| 01-091-132-0000-6420       | Other General Supplies              | 0                  | 24,000           | 0                  | 24,000           | 24,000           |
| 01-091-132-0000-6432       | Equipment/Furniture <\$1000         | 0                  | 0                | 247                | 0                | 0                |
| 01-091-132-0000-6480       | Equipment/Furniture <\$5000         | 0                  | 4,000            | 0                  | 4,000            | 4,000            |
| 01-091-132-0000-6999       | Future Fund Balance-Treatment Court | 0                  | 0                | 0                  | 61,912           | 50,000           |
| 01-091-132-4091-6202       | Cell phone                          | 0                  | 0                | 11                 | 0                | 0                |
| 01-091-132-4091-6332       | Meals & Lodging                     | 0                  | 0                | 99                 | 0                | 0                |
| 01-091-132-4091-6405       | Office Supplies                     | 0                  | 0                | 438                | 0                | 0                |
| 01-091-132-4091-6420       | Other General Supplies              | 0                  | 0                | 157                | 0                | 0                |
| 01-091-132-4091-6422       | Incentives - Treatment Court        | 0                  | 0                | 221                | 0                | 0                |
| <b>Program</b>             | <b>132</b> Treatment Court          | <b>Revenue</b>     | <b>0</b>         | <b>125,000 -</b>   | <b>27,716 -</b>  | <b>125,000 -</b> |
|                            |                                     | <b>Expend.</b>     | <b>0</b>         | <b>225,000</b>     | <b>41,171</b>    | <b>187,016</b>   |
|                            |                                     | <b>Net</b>         | <b>0</b>         | <b>100,000</b>     | <b>13,455</b>    | <b>53,395</b>    |
| <b>Dept</b>                | <b>091</b> Attorney                 | <b>Revenue</b>     | <b>207,691 -</b> | <b>315,350 -</b>   | <b>209,191 -</b> | <b>315,350 -</b> |
|                            |                                     | <b>Expend.</b>     | <b>1,855,645</b> | <b>2,163,879</b>   | <b>1,697,682</b> | <b>2,109,930</b> |
|                            |                                     | <b>Net</b>         | <b>1,647,954</b> | <b>1,848,529</b>   | <b>1,488,491</b> | <b>1,876,319</b> |

ABENCK  
12/5/2019 8:30:47AM

# Goodhue County



## USER-SELECTED BUDGET REPORT

01 Fund County General Revenue

Report Basis: Cash

093 Dept Attorneys Contingent

| <u>Account Number</u> |            | <u>Account Description</u> | 2018<br><u>Actual</u><br>Mo. 01 - 12 | 2019<br><u>Budget</u> | 2019<br><u>YTD</u><br>Mo. 01 - 11 | 2020<br><u>Budget</u> | 2021<br><u>Budget</u> |
|-----------------------|------------|----------------------------|--------------------------------------|-----------------------|-----------------------------------|-----------------------|-----------------------|
| 01-093-000-0000-6358  |            | Other Charges              | 0                                    | 7,500                 | 0                                 | 7,500                 | 7,500                 |
| <b>Program</b>        | <b>000</b> | Undesignated               | <b>Revenue</b>                       | <b>0</b>              | <b>0</b>                          | <b>0</b>              | <b>0</b>              |
|                       |            |                            | <b>Expend.</b>                       | <b>7,500</b>          | <b>0</b>                          | <b>7,500</b>          | <b>7,500</b>          |
|                       |            |                            | <b>Net</b>                           | <b>7,500</b>          | <b>0</b>                          | <b>7,500</b>          | <b>7,500</b>          |
| <b>Dept</b>           | <b>093</b> | Attorneys Contingent       | <b>Revenue</b>                       | <b>0</b>              | <b>0</b>                          | <b>0</b>              | <b>0</b>              |
|                       |            |                            | <b>Expend.</b>                       | <b>7,500</b>          | <b>0</b>                          | <b>7,500</b>          | <b>7,500</b>          |
|                       |            |                            | <b>Net</b>                           | <b>7,500</b>          | <b>0</b>                          | <b>7,500</b>          | <b>7,500</b>          |

## USER-SELECTED BUDGET REPORT

01 Fund County General Revenue

Report Basis: Cash

101 Dept Recorder

| <u>Account Number</u> | <u>Account Description</u>          | 2018<br><u>Actual</u><br>Mo. 01 - 12 | 2019<br><u>Budget</u> | 2019<br><u>YTD</u><br>Mo. 01 - 11 | 2020<br><u>Budget</u> | 2021<br><u>Budget</u> |
|-----------------------|-------------------------------------|--------------------------------------|-----------------------|-----------------------------------|-----------------------|-----------------------|
| 01-101-000-0000-5120  | Marriage Licenses                   | 5,750 -                              | 6,000 -               | 5,025 -                           | 5,800 -               | 5,800 -               |
| 01-101-000-0000-5450  | Data Imaging Fees                   | 1,407 -                              | 100 -                 | 0                                 | 0                     | 0                     |
| 01-101-000-0000-5451  | Remote Access Data Imaging Fees     | 32,455 -                             | 30,000 -              | 33,679 -                          | 32,000 -              | 32,000 -              |
| 01-101-000-0000-5452  | Returns & Certified Copies          | 22,292 -                             | 23,000 -              | 22,477 -                          | 23,000 -              | 23,000 -              |
| 01-101-000-0000-5453  | Passports                           | 31,865 -                             | 28,000 -              | 29,400 -                          | 30,000 -              | 30,000 -              |
| 01-101-000-0000-5454  | Real Estate (Abstract) Fees         | 114,198 -                            | 120,000 -             | 109,183 -                         | 120,000 -             | 120,000 -             |
| 01-101-000-0000-5455  | Real Estate (Torrens) Fees          | 10,023 -                             | 10,500 -              | 9,834 -                           | 10,500 -              | 10,500 -              |
| 01-101-000-0000-5457  | Other Charges for Services          | 20,388 -                             | 20,000 -              | 17,070 -                          | 20,000 -              | 20,000 -              |
| 01-101-000-0000-5460  | Well Certificate Fees               | 615 -                                | 700 -                 | 465 -                             | 600 -                 | 600 -                 |
| 01-101-000-0000-5461  | Notorial Fees                       | 2,220 -                              | 2,500 -               | 2,460 -                           | 2,000 -               | 2,000 -               |
| 01-101-000-0000-5480  | Remote Access Set-Up Fees           | 500 -                                | 200 -                 | 550 -                             | 200 -                 | 200 -                 |
| 01-101-000-0000-6101  | Salaries & Wages - Permanent        | 229,648                              | 238,995               | 220,190                           | 247,811               | 255,393               |
| 01-101-000-0000-6107  | Salaries & Wages - Department Heads | 28,207                               | 29,682                | 27,341                            | 30,497                | 31,258                |
| 01-101-000-0000-6151  | Group Health Insurance              | 17,315                               | 20,434                | 18,731                            | 21,231                | 23,354                |
| 01-101-000-0000-6152  | HSA Contribution                    | 14,920                               | 16,270                | 13,533                            | 16,380                | 16,380                |
| 01-101-000-0000-6153  | Family Insurance Supplement         | 25,773                               | 30,497                | 27,955                            | 31,686                | 34,855                |
| 01-101-000-0000-6154  | Life Insurance                      | 262                                  | 262                   | 240                               | 262                   | 262                   |
| 01-101-000-0000-6155  | Dental Insurance-County Paid        | 2,458                                | 2,506                 | 2,296                             | 2,600                 | 2,600                 |
| 01-101-000-0000-6156  | Accident Insurance-County Paid      | 549                                  | 549                   | 503                               | 549                   | 549                   |
| 01-101-000-0000-6161  | PERA                                | 19,339                               | 20,151                | 18,565                            | 20,873                | 21,499                |
| 01-101-000-0000-6171  | FICA                                | 14,938                               | 16,658                | 14,539                            | 17,255                | 17,772                |
| 01-101-000-0000-6174  | Mandatory Medicare                  | 3,525                                | 3,896                 | 3,400                             | 4,035                 | 4,156                 |
| 01-101-000-0000-6203  | Postage                             | 4,308                                | 4,200                 | 3,488                             | 4,200                 | 4,200                 |
| 01-101-000-0000-6243  | Membership Dues & Fees              | 0                                    | 800                   | 840                               | 800                   | 800                   |
| 01-101-000-0000-6268  | Software Maintenance Contracts      | 1,500                                | 3,100                 | 8,782                             | 3,100                 | 3,100                 |
| 01-101-000-0000-6270  | Software Licensing                  | 0                                    | 300                   | 0                                 | 300                   | 300                   |
| 01-101-000-0000-6274  | Public Examiner Fees                | 531                                  | 1,000                 | 140                               | 600                   | 600                   |
| 01-101-000-0000-6302  | Copies/Copier Maintenance           | 503                                  | 450                   | 336                               | 450                   | 450                   |
| 01-101-000-0000-6332  | Meals & Lodging                     | 0                                    | 0                     | 35                                | 0                     | 0                     |
| 01-101-000-0000-6333  | Other (Parking,Etc)                 | 0                                    | 0                     | 14                                | 0                     | 0                     |
| 01-101-000-0000-6335  | Motor Pool Vehicle Usage            | 0                                    | 100                   | 78                                | 100                   | 100                   |
| 01-101-000-0000-6357  | Conferences/Schools                 | 745                                  | 500                   | 915                               | 500                   | 500                   |
| 01-101-000-0000-6401  | Printing Services                   | 1,470                                | 1,200                 | 1,001                             | 1,200                 | 1,200                 |
| 01-101-000-0000-6402  | Copy Paper, Toner                   | 1,248                                | 1,500                 | 72                                | 1,000                 | 1,000                 |
| 01-101-000-0000-6405  | Office Supplies                     | 1,110                                | 1,000                 | 527                               | 1,000                 | 1,000                 |
| 01-101-000-0000-6432  | Other Furniture And Equipment       | 0                                    | 0                     | 0                                 | 850                   | 850                   |

# Goodhue County



## USER-SELECTED BUDGET REPORT

01 Fund County General Revenue

Report Basis: Cash

101 Dept Recorder

| <u>Account Number</u> | <u>Account Description</u>          | 2018<br><u>Actual</u><br>Mo. 01 - 12 | 2019<br><u>Budget</u> | 2019<br><u>YTD</u><br>Mo. 01 - 11 | 2020<br><u>Budget</u> | 2021<br><u>Budget</u> |
|-----------------------|-------------------------------------|--------------------------------------|-----------------------|-----------------------------------|-----------------------|-----------------------|
| 01-101-000-0000-6452  | Ledgers, Reference, & Law Books     | 264                                  | 300                   | 325                               | 300                   | 300                   |
| 01-101-000-0000-6480  | Equipment/Furniture<\$5,000         | 0                                    | 0                     | 2,492                             | 1,000                 | 1,000                 |
| 01-101-000-0000-6849  | Passport Expenditures               | 814                                  | 800                   | 608                               | 800                   | 800                   |
| <b>Program 000</b>    | Undesignated                        | <b>Revenue 241,713 -</b>             | <b>241,000 -</b>      | <b>230,143 -</b>                  | <b>244,100 -</b>      | <b>244,100 -</b>      |
|                       |                                     | <b>Expend. 369,427</b>               | <b>395,150</b>        | <b>366,946</b>                    | <b>409,379</b>        | <b>424,278</b>        |
|                       |                                     | <b>Net 127,714</b>                   | <b>154,150</b>        | <b>136,803</b>                    | <b>165,279</b>        | <b>180,178</b>        |
| 01-101-101-0000-5480  | Technology Fund-County Recorder     | 83,570 -                             | 90,000 -              | 80,010 -                          | 90,000 -              | 90,000 -              |
| 01-101-101-0000-5947  | Transfers In-EA Reimbursements      | 4,980                                | 5,000                 | 0                                 | 0                     | 0                     |
| 01-101-101-0000-5949  | Use of Fund Balance-Recorder Techn  | 0                                    | 19,595 -              | 0                                 | 0                     | 19,595 -              |
| 01-101-101-0000-6268  | Software Maintenance Contracts      | 48,308                               | 45,095                | 44,392                            | 52,368                | 45,095                |
| 01-101-101-0000-6284  | Contracted Services                 | 15,000                               | 0                     | 0                                 | 12,000                | 0                     |
| 01-101-101-0000-6480  | Equipment/Furniture<\$5,000         | 929                                  | 14,000                | 8,503                             | 3,000                 | 14,000                |
| 01-101-101-0000-6669  | Equipment/Furniture>=5,000          | 79,924                               | 45,500                | 33,499                            | 0                     | 45,500                |
| 01-101-101-0000-6997  | Transfers Out                       | 0                                    | 0                     | 0                                 | 0                     | 5,000                 |
| 01-101-101-0000-6999  | Future Fund Balance-Recorder Techn  | 0                                    | 0                     | 0                                 | 22,632                | 0                     |
| <b>Program 101</b>    | Technology Fund-County Record       | <b>Revenue 78,590 -</b>              | <b>104,595 -</b>      | <b>80,010 -</b>                   | <b>90,000 -</b>       | <b>109,595 -</b>      |
|                       |                                     | <b>Expend. 144,161</b>               | <b>104,595</b>        | <b>86,394</b>                     | <b>90,000</b>         | <b>109,595</b>        |
|                       |                                     | <b>Net 65,571</b>                    | <b>0</b>              | <b>6,384</b>                      | <b>0</b>              | <b>0</b>              |
| 01-101-103-0000-5480  | Compliance Fund-County Board        | 91,927 -                             | 99,000 -              | 88,011 -                          | 99,000 -              | 99,000 -              |
| 01-101-103-0000-5949  | Use of Fund Balance-Recorder Compli | 0                                    | 103,773 -             | 0                                 | 37,333 -              | 103,773 -             |
| 01-101-103-0000-6268  | Software Maintenance Contracts      | 42,600                               | 42,600                | 41,600                            | 47,600                | 42,600                |
| 01-101-103-0000-6269  | Software Enhancements               | 19,526                               | 72,173                | 12,939                            | 0                     | 72,173                |
| 01-101-103-0000-6284  | Contracted Services                 | 1,860                                | 88,000                | 63,544                            | 83,000                | 88,000                |
| 01-101-103-0000-6669  | Equipment/Furniture>=5,000          | 0                                    | 0                     | 0                                 | 5,733                 | 0                     |
| <b>Program 103</b>    | Compliance Fund-County Board        | <b>Revenue 91,927 -</b>              | <b>202,773 -</b>      | <b>88,011 -</b>                   | <b>136,333 -</b>      | <b>202,773 -</b>      |
|                       |                                     | <b>Expend. 63,986</b>                | <b>202,773</b>        | <b>118,083</b>                    | <b>136,333</b>        | <b>202,773</b>        |
|                       |                                     | <b>Net 27,941 -</b>                  | <b>0</b>              | <b>30,072</b>                     | <b>0</b>              | <b>0</b>              |
| <b>Dept 101</b>       | Recorder                            | <b>Revenue 412,230 -</b>             | <b>548,368 -</b>      | <b>398,164 -</b>                  | <b>470,433 -</b>      | <b>556,468 -</b>      |
|                       |                                     | <b>Expend. 577,574</b>               | <b>702,518</b>        | <b>571,423</b>                    | <b>635,712</b>        | <b>736,646</b>        |
|                       |                                     | <b>Net 165,344</b>                   | <b>154,150</b>        | <b>173,259</b>                    | <b>165,279</b>        | <b>180,178</b>        |

## USER-SELECTED BUDGET REPORT

01 Fund County General Revenue  
103 Dept Surveyor

Report Basis: Cash

| <u>Account Number</u> | <u>Account Description</u>             | 2018<br><u>Actual</u><br>Mo. 01 - 12 | 2019<br><u>Budget</u> | 2019<br><u>YTD</u><br>Mo. 01 - 11 | 2020<br><u>Budget</u> | 2021<br><u>Budget</u> |
|-----------------------|--|--------------------------------------|-----------------------|-----------------------------------|-----------------------|-----------------------|
| 01-103-000-0000-5401  | Dodge County Staffing Charges          | 52,166 -                             | 55,297 -              | 27,648 -                          | 57,962 -              | 57,962 -              |
| 01-103-000-0000-5477  | Plat Check Fees                        | 5,760 -                              | 2,500 -               | 4,520 -                           | 2,500 -               | 2,500 -               |
| 01-103-000-0000-5480  | Other Charges for Services             | 8 -                                  | 0                     | 0                                 | 0                     | 0                     |
| 01-103-000-0000-5850  | Dodge County Mileage Reimbursemer      | 765 -                                | 2,000 -               | 705 -                             | 1,000 -               | 1,000 -               |
| 01-103-000-0000-5851  | Dodge County Supply Reimbursements     | 9,000 -                              | 9,000 -               | 4,500 -                           | 9,000 -               | 9,000 -               |
| 01-103-000-0000-6101  | Salaries & Wages - Permanent           | 251,139                              | 264,276               | 249,842                           | 276,855               | 288,818               |
| 01-103-000-0000-6103  | Salaries & Wages-Part Time w/o Bene    | 0                                    | 7,680                 | 0                                 | 7,680                 | 7,680                 |
| 01-103-000-0000-6107  | Salaries & Wages - Department Heads    | 28,207                               | 29,682                | 27,341                            | 30,497                | 31,258                |
| 01-103-000-0000-6151  | Group Health Insurance                 | 23,008                               | 24,658                | 22,603                            | 25,619                | 28,181                |
| 01-103-000-0000-6152  | HSA Contribution                       | 12,945                               | 14,920                | 13,533                            | 14,980                | 14,980                |
| 01-103-000-0000-6153  | Family Insurance Supplement            | 12,887                               | 15,248                | 13,978                            | 15,843                | 17,427                |
| 01-103-000-0000-6154  | Life Insurance                         | 262                                  | 262                   | 240                               | 262                   | 262                   |
| 01-103-000-0000-6155  | Dental Insurance-County Paid           | 1,581                                | 1,971                 | 1,806                             | 2,045                 | 2,045                 |
| 01-103-000-0000-6156  | Accident Insurance-County Paid         | 396                                  | 518                   | 475                               | 518                   | 518                   |
| 01-103-000-0000-6161  | PERA                                   | 20,951                               | 22,623                | 20,789                            | 23,627                | 24,582                |
| 01-103-000-0000-6171  | FICA                                   | 16,691                               | 18,702                | 16,668                            | 19,532                | 20,321                |
| 01-103-000-0000-6174  | Mandatory Medicare                     | 3,935                                | 4,374                 | 3,904                             | 4,568                 | 4,752                 |
| 01-103-000-0000-6202  | Cell Phone                             | 2,855                                | 2,600                 | 2,737                             | 3,000                 | 3,000                 |
| 01-103-000-0000-6203  | Postage                                | 184                                  | 200                   | 235                               | 200                   | 200                   |
| 01-103-000-0000-6206  | Data Cards                             | 1,505                                | 1,000                 | 850                               | 1,500                 | 1,500                 |
| 01-103-000-0000-6243  | Membership Dues & Fees                 | 945                                  | 900                   | 250                               | 950                   | 950                   |
| 01-103-000-0000-6245  | State Required Registration or License | 368                                  | 0                     | 0                                 | 400                   | 400                   |
| 01-103-000-0000-6268  | Software Maintenance Contracts         | 4,021                                | 5,700                 | 4,204                             | 8,000                 | 8,000                 |
| 01-103-000-0000-6270  | Software Licensing                     | 0                                    | 1,200                 | 0                                 | 0                     | 0                     |
| 01-103-000-0000-6301  | Maintenance Contracts                  | 2,304                                | 2,750                 | 1,117                             | 2,750                 | 2,750                 |
| 01-103-000-0000-6302  | Copies/Copier Maintenance              | 412                                  | 500                   | 235                               | 500                   | 500                   |
| 01-103-000-0000-6303  | Vehicle Maintenance                    | 1,062                                | 800                   | 3,457                             | 800                   | 800                   |
| 01-103-000-0000-6304  | Other Machinery & Equipment Maint      | 0                                    | 400                   | 0                                 | 400                   | 400                   |
| 01-103-000-0000-6309  | Other-Vehicle or Boat License & Title  | 48                                   | 50                    | 0                                 | 50                    | 50                    |
| 01-103-000-0000-6331  | Mileage & Transportation               | 208                                  | 500                   | 451                               | 500                   | 500                   |
| 01-103-000-0000-6332  | Meals & Lodging                        | 1,031                                | 1,200                 | 717                               | 1,200                 | 1,200                 |
| 01-103-000-0000-6357  | Conferences/Schools                    | 633                                  | 500                   | 200                               | 800                   | 800                   |
| 01-103-000-0000-6401  | Printing Services                      | 0                                    | 0                     | 0                                 | 5,000                 | 5,000                 |
| 01-103-000-0000-6402  | Copy Machine Paper & Toner             | 272                                  | 500                   | 402                               | 500                   | 500                   |
| 01-103-000-0000-6405  | Office Supplies                        | 425                                  | 250                   | 473                               | 500                   | 500                   |
| 01-103-000-0000-6412  | Surveying Supplies                     | 3,107                                | 3,500                 | 1,045                             | 3,500                 | 3,500                 |

ABENCK  
12/5/2019 8:30:47AM

# Goodhue County



## USER-SELECTED BUDGET REPORT

01 Fund County General Revenue  
103 Dept Surveyor

Report Basis: Cash

|                            |                         | 2018               | 2019            | 2019               | 2020            | 2021            |
|----------------------------|-------------------------|--------------------|-----------------|--------------------|-----------------|-----------------|
|                            |                         | <u>Actual</u>      | <u>Budget</u>   | <u>YTD</u>         | <u>Budget</u>   | <u>Budget</u>   |
| <u>Account Number</u>      |                         | <u>Mo. 01 - 12</u> |                 | <u>Mo. 01 - 11</u> |                 |                 |
| <u>Account Description</u> |                         |                    |                 |                    |                 |                 |
| 01-103-000-0000-6414       | Food & Beverages        | 44                 | 0               | 0                  | 50              | 50              |
| 01-103-000-0000-6417       | Safety Materials        | 56                 | 200             | 2                  | 200             | 200             |
| 01-103-000-0000-6420       | Other General Supplies  | 113                | 100             | 0                  | 100             | 100             |
| 01-103-000-0000-6567       | Gasoline (Unleaded)     | 3,804              | 3,500           | 3,261              | 3,500           | 3,500           |
| <b>Program</b>             | <b>000</b> Undesignated | <b>Revenue</b>     | <b>67,699 -</b> | <b>68,797 -</b>    | <b>37,373 -</b> | <b>70,462 -</b> |
|                            |                         | <b>Expend.</b>     | <b>395,399</b>  | <b>431,264</b>     | <b>390,815</b>  | <b>456,426</b>  |
|                            |                         | <b>Net</b>         | <b>327,700</b>  | <b>362,467</b>     | <b>353,442</b>  | <b>404,762</b>  |
| <b>Dept</b>                | <b>103</b> Surveyor     | <b>Revenue</b>     | <b>67,699 -</b> | <b>68,797 -</b>    | <b>37,373 -</b> | <b>70,462 -</b> |
|                            |                         | <b>Expend.</b>     | <b>395,399</b>  | <b>431,264</b>     | <b>390,815</b>  | <b>456,426</b>  |
|                            |                         | <b>Net</b>         | <b>327,700</b>  | <b>362,467</b>     | <b>353,442</b>  | <b>404,762</b>  |

# Goodhue County



## USER-SELECTED BUDGET REPORT

01 Fund County General Revenue  
105 Dept GIS

Report Basis: Cash

| <u>Account Number</u> | <u>Account Description</u>          | 2018<br><u>Actual</u><br>Mo. 01 - 12 | 2019<br><u>Budget</u> | 2019<br><u>YTD</u><br>Mo. 01 - 11 | 2020<br><u>Budget</u> | 2021<br><u>Budget</u> |
|-----------------------|-------------------------------------|--------------------------------------|-----------------------|-----------------------------------|-----------------------|-----------------------|
| 01-105-000-0000-5401  | Dodge County Staffing Charges       | 7,500 -                              | 7,500 -               | 3,750 -                           | 7,500 -               | 7,500 -               |
| 01-105-000-0000-5402  | Red Wing Staffing Charges           | 36,539 -                             | 39,193 -              | 19,957 -                          | 41,776 -              | 41,776 -              |
| 01-105-000-0000-5450  | Digital Parcel Requests             | 5,684 -                              | 10,000 -              | 7,351 -                           | 10,000 -              | 10,000 -              |
| 01-105-000-0000-5480  | User Group Fees                     | 24,200 -                             | 24,200 -              | 24,200 -                          | 24,200 -              | 24,200 -              |
| 01-105-000-0000-5851  | Dodge County Technology Reimburse   | 33,650 -                             | 30,150 -              | 7,575 -                           | 30,150 -              | 30,150 -              |
| 01-105-000-0000-5852  | Red Wing Technology Reimbursements  | 10,303 -                             | 10,406 -              | 5,203 -                           | 10,510 -              | 10,510 -              |
| 01-105-000-0000-5859  | Miscellaneous Revenue-Maps          | 42 -                                 | 100 -                 | 102 -                             | 100 -                 | 100 -                 |
| 01-105-000-0000-6101  | Salaries & Wages - Permanent        | 180,608                              | 211,009               | 185,461                           | 214,048               | 223,924               |
| 01-105-000-0000-6107  | Salaries & Wages - Department Heads | 28,207                               | 29,682                | 27,341                            | 30,497                | 31,258                |
| 01-105-000-0000-6151  | Group Health Insurance              | 13,706                               | 17,902                | 16,410                            | 18,600                | 20,460                |
| 01-105-000-0000-6152  | HSA Contribution                    | 4,737                                | 4,945                 | 4,347                             | 5,005                 | 5,005                 |
| 01-105-000-0000-6154  | Life Insurance                      | 189                                  | 200                   | 183                               | 200                   | 200                   |
| 01-105-000-0000-6155  | Dental Insurance-County Paid        | 352                                  | 359                   | 329                               | 372                   | 372                   |
| 01-105-000-0000-6156  | Accident Insurance-County Paid      | 122                                  | 122                   | 112                               | 122                   | 122                   |
| 01-105-000-0000-6161  | PERA                                | 15,841                               | 18,052                | 15,960                            | 18,341                | 19,139                |
| 01-105-000-0000-6171  | FICA                                | 12,697                               | 14,923                | 12,996                            | 15,162                | 15,821                |
| 01-105-000-0000-6174  | Mandatory Medicare                  | 3,001                                | 3,490                 | 3,056                             | 3,546                 | 3,700                 |
| 01-105-000-0000-6243  | Membership Dues And Fees            | 35                                   | 35                    | 35                                | 50                    | 50                    |
| 01-105-000-0000-6268  | Software Maintenance                | 14,000                               | 15,000                | 15,332                            | 15,000                | 15,000                |
| 01-105-000-0000-6269  | Software Enhancements               | 286                                  | 2,500                 | 0                                 | 3,000                 | 3,000                 |
| 01-105-000-0000-6270  | Software Licensing                  | 24                                   | 250                   | 0                                 | 200                   | 200                   |
| 01-105-000-0000-6278  | Consultant Fees                     | 1,608                                | 2,600                 | 120                               | 2,900                 | 2,900                 |
| 01-105-000-0000-6302  | Copies/Copier Maintenance           | 307                                  | 520                   | 254                               | 500                   | 500                   |
| 01-105-000-0000-6331  | Mileage & Transportation            | 1,010                                | 1,500                 | 1,627                             | 1,600                 | 1,600                 |
| 01-105-000-0000-6332  | Meals & Lodging                     | 2,439                                | 5,000                 | 2,480                             | 4,500                 | 4,500                 |
| 01-105-000-0000-6333  | Other (Parking,Etc)                 | 140                                  | 50                    | 166                               | 200                   | 200                   |
| 01-105-000-0000-6335  | Motor Pool Vehicle Usage            | 0                                    | 100                   | 0                                 | 100                   | 100                   |
| 01-105-000-0000-6357  | Conferences/Schools                 | 6,007                                | 2,000                 | 424                               | 2,000                 | 2,000                 |
| 01-105-000-0000-6402  | Copy Paper, Toner                   | 433                                  | 500                   | 146                               | 500                   | 500                   |
| 01-105-000-0000-6405  | Office Supplies                     | 469                                  | 250                   | 153                               | 250                   | 250                   |
| 01-105-000-0000-6414  | Food & Beverages                    | 0                                    | 100                   | 65                                | 100                   | 100                   |
| 01-105-000-0000-6997  | Transfers Out                       | 5,004 -                              | 0                     | 0                                 | 0                     | 0                     |
| <b>Program 000</b>    | <b>Undesignated</b>                 | <b>Revenue 117,918 -</b>             | <b>121,549 -</b>      | <b>68,138 -</b>                   | <b>124,236 -</b>      | <b>124,236 -</b>      |
|                       |                                     | <b>Expend. 281,214</b>               | <b>331,089</b>        | <b>286,997</b>                    | <b>336,793</b>        | <b>350,901</b>        |
|                       |                                     | <b>Net 163,296</b>                   | <b>209,540</b>        | <b>218,859</b>                    | <b>212,557</b>        | <b>226,665</b>        |

ABENCK  
12/5/2019 8:30:47AM

# Goodhue County



## USER-SELECTED BUDGET REPORT

01 Fund County General Revenue

Report Basis: Cash

105 Dept GIS

|             |            |     | 2018               | 2019          | 2019               | 2020          | 2021          |           |
|-------------|------------|-----|--------------------|---------------|--------------------|---------------|---------------|-----------|
|             |            |     | <u>Actual</u>      | <u>Budget</u> | <u>YTD</u>         | <u>Budget</u> | <u>Budget</u> |           |
|             |            |     | <u>Mo. 01 - 12</u> |               | <u>Mo. 01 - 11</u> |               |               |           |
| <b>Dept</b> | <b>105</b> | GIS | <b>Revenue</b>     | 117,918 -     | 121,549 -          | 68,138 -      | 124,236 -     | 124,236 - |
|             |            |     | <b>Expend.</b>     | 281,214       | 331,089            | 286,997       | 336,793       | 350,901   |
|             |            |     | <b>Net</b>         | 163,296       | 209,540            | 218,859       | 212,557       | 226,665   |



## USER-SELECTED BUDGET REPORT

01 Fund County General Revenue

Report Basis: Cash

111 Dept General Government Buildings

| <u>Account Number</u> | <u>Account Description</u>               | 2018<br><u>Actual</u><br>Mo. 01 - 12 | 2019<br><u>Budget</u> | 2019<br><u>YTD</u><br>Mo. 01 - 11 | 2020<br><u>Budget</u> | 2021<br><u>Budget</u> |
|-----------------------|--|--------------------------------------|-----------------------|-----------------------------------|-----------------------|-----------------------|
| 01-111-000-0000-5860  | Insurance Reimbursements                 | 0                                    | 0                     | 2,604 -                           | 0                     | 0                     |
| 01-111-000-0000-5936  | Recycled Metal                           | 2,524 -                              | 0                     | 0                                 | 0                     | 0                     |
| 01-111-000-0000-6101  | Salaries & Wages - Permanent             | 360,450                              | 387,480               | 360,641                           | 412,519               | 429,328               |
| 01-111-000-0000-6103  | Salaries & Wages-Part Time w/o Bene      | 93                                   | 15,000                | 0                                 | 15,000                | 15,000                |
| 01-111-000-0000-6104  | Salaries & Wages - Overtime              | 7,495                                | 2,000                 | 6,343                             | 2,000                 | 2,000                 |
| 01-111-000-0000-6107  | Salaries & Wages - Department Heads      | 97,940                               | 105,560               | 97,035                            | 111,433               | 116,529               |
| 01-111-000-0000-6151  | Group Health Insurance                   | 39,974                               | 50,664                | 46,442                            | 55,271                | 60,798                |
| 01-111-000-0000-6152  | HSA Contribution                         | 27,325                               | 25,350                | 23,400                            | 23,625                | 23,625                |
| 01-111-000-0000-6153  | Family Insurance Supplement              | 25,773                               | 30,497                | 27,955                            | 31,686                | 34,855                |
| 01-111-000-0000-6154  | Life Insurance                           | 562                                  | 562                   | 515                               | 562                   | 562                   |
| 01-111-000-0000-6155  | Dental Insurance-County Paid             | 2,963                                | 3,224                 | 2,464                             | 2,972                 | 2,972                 |
| 01-111-000-0000-6156  | Accident Insurance-County Paid           | 811                                  | 792                   | 642                               | 671                   | 671                   |
| 01-111-000-0000-6161  | PERA                                     | 34,941                               | 37,128                | 34,801                            | 39,446                | 41,089                |
| 01-111-000-0000-6171  | FICA                                     | 27,870                               | 31,622                | 27,593                            | 33,539                | 34,897                |
| 01-111-000-0000-6174  | Mandatory Medicare                       | 6,518                                | 7,396                 | 6,453                             | 7,844                 | 8,161                 |
| 01-111-000-0000-6202  | Cell Phone                               | 5,099                                | 4,500                 | 4,591                             | 5,000                 | 5,000                 |
| 01-111-000-0000-6203  | Postage                                  | 16                                   | 0                     | 10                                | 20                    | 20                    |
| 01-111-000-0000-6245  | State Required Registration or License   | 172                                  | 500                   | 80                                | 500                   | 500                   |
| 01-111-000-0000-6257  | Solid Waste Disposal                     | 907                                  | 0                     | 2,058                             | 2,000                 | 2,000                 |
| 01-111-000-0000-6258  | Electronics Disposal                     | 0                                    | 200                   | 0                                 | 200                   | 200                   |
| 01-111-000-0000-6283  | Other Professional Fees                  | 0                                    | 5,000                 | 404                               | 5,000                 | 5,000                 |
| 01-111-000-0000-6301  | Maintenance Contracts                    | 5,489                                | 0                     | 794                               | 800                   | 800                   |
| 01-111-000-0000-6302  | Copies/Copier Maintenance                | 0                                    | 100                   | 0                                 | 100                   | 100                   |
| 01-111-000-0000-6303  | Vehicle Maintenance                      | 554                                  | 200                   | 369                               | 500                   | 500                   |
| 01-111-000-0000-6304  | Other Machinery & Equipment Maint        | 3,016                                | 0                     | 553                               | 0                     | 0                     |
| 01-111-000-0000-6305  | Building Maintenance                     | 825                                  | 0                     | 16                                | 0                     | 0                     |
| 01-111-000-0000-6306  | Grounds Maintenance-Snow/Ice             | 3,265                                | 5,000                 | 1,463                             | 3,000                 | 3,000                 |
| 01-111-000-0000-6307  | Uniform Maintenance                      | 4,890                                | 5,000                 | 4,663                             | 5,000                 | 5,000                 |
| 01-111-000-0000-6309  | Other - Vehicle or Boat License or Title | 16                                   | 0                     | 0                                 | 0                     | 0                     |
| 01-111-000-0000-6331  | Mileage & Transportation                 | 0                                    | 0                     | 125                               | 0                     | 0                     |
| 01-111-000-0000-6335  | Motor Pool Vehicle Usage                 | 0                                    | 100                   | 0                                 | 100                   | 100                   |
| 01-111-000-0000-6352  | Property Tax/Special Assessments         | 1,240                                | 0                     | 0                                 | 0                     | 0                     |
| 01-111-000-0000-6353  | Special Project                          | 3,832                                | 0                     | 0                                 | 0                     | 0                     |
| 01-111-000-0000-6357  | Conferences/Schools                      | 394                                  | 500                   | 129                               | 500                   | 500                   |
| 01-111-000-0000-6371  | Security                                 | 3,894                                | 5,000                 | 3,261                             | 5,000                 | 5,000                 |
| 01-111-000-0000-6402  | Copy Paper And Toner                     | 60                                   | 100                   | 0                                 | 100                   | 100                   |

## USER-SELECTED BUDGET REPORT

01 Fund County General Revenue

Report Basis: Cash

111 Dept General Government Buildings

| <u>Account Number</u> | <u>Account Description</u>             | 2018<br><u>Actual</u><br>Mo. 01 - 12 | 2019<br><u>Budget</u> | 2019<br><u>YTD</u><br>Mo. 01 - 11 | 2020<br><u>Budget</u> | 2021<br><u>Budget</u> |
|-----------------------|--|--------------------------------------|-----------------------|-----------------------------------|-----------------------|-----------------------|
| 01-111-000-0000-6405  | Office Supplies                        | 75                                   | 200                   | 130                               | 200                   | 200                   |
| 01-111-000-0000-6414  | Food & Beverages                       | 24                                   | 0                     | 0                                 | 0                     | 0                     |
| 01-111-000-0000-6417  | Safety Materials                       | 709                                  | 500                   | 54                                | 500                   | 500                   |
| 01-111-000-0000-6420  | Other General Supplies                 | 1,360                                | 1,500                 | 2,493                             | 2,000                 | 2,000                 |
| 01-111-000-0000-6432  | Equipment/Furniture <\$1000            | 0                                    | 0                     | 1,682                             | 0                     | 0                     |
| 01-111-000-0000-6480  | Equipment/Furniture<\$5,000            | 0                                    | 0                     | 948                               | 0                     | 0                     |
| 01-111-000-0000-6562  | Tires, Batteries, & Vehicle Parts      | 1,117                                | 2,000                 | 1,088                             | 2,000                 | 2,000                 |
| 01-111-000-0000-6563  | Machinery Parts                        | 997                                  | 500                   | 897                               | 1,000                 | 1,000                 |
| 01-111-000-0000-6565  | Diesel Fuel                            | 432                                  | 650                   | 566                               | 650                   | 650                   |
| 01-111-000-0000-6566  | Gasoline (regular)                     | 50                                   | 150                   | 78                                | 150                   | 150                   |
| 01-111-000-0000-6567  | Gasoline (Unleaded)                    | 825                                  | 1,000                 | 644                               | 1,000                 | 1,000                 |
| 01-111-000-0000-6569  | Small Tools                            | 1,572                                | 2,000                 | 1,579                             | 2,000                 | 2,000                 |
| 01-111-000-0000-6647  | Special Assessment                     | 14,609                               | 0                     | 0                                 | 0                     | 0                     |
| <b>Program 000</b>    | Undesignated                           | <b>Revenue 2,524 -</b>               | <b>0</b>              | <b>2,604 -</b>                    | <b>0</b>              | <b>0</b>              |
|                       |  | <b>Expend. 688,154</b>               | <b>731,975</b>        | <b>662,959</b>                    | <b>773,888</b>        | <b>807,807</b>        |
|                       |  | <b>Net 685,630</b>                   | <b>731,975</b>        | <b>660,355</b>                    | <b>773,888</b>        | <b>807,807</b>        |
| 01-111-110-0000-5810  | Rental Income-Government Ctr           | 1,860 -                              | 1,880 -               | 1,410 -                           | 1,920 -               | 1,920 -               |
| 01-111-110-0000-6245  | State Required Registration or License | 140                                  | 200                   | 205                               | 200                   | 200                   |
| 01-111-110-0000-6247  | State Elevator License                 | 0                                    | 100                   | 100                               | 100                   | 100                   |
| 01-111-110-0000-6251  | Electricity                            | 36,230                               | 36,000                | 32,796                            | 36,000                | 36,000                |
| 01-111-110-0000-6252  | Natural Gas                            | 11,659                               | 12,000                | 10,653                            | 12,000                | 12,000                |
| 01-111-110-0000-6253  | Water/Sewer                            | 4,087                                | 4,000                 | 3,576                             | 4,000                 | 4,000                 |
| 01-111-110-0000-6257  | Solid Waste Disposal                   | 1,411                                | 1,500                 | 1,411                             | 1,500                 | 1,500                 |
| 01-111-110-0000-6283  | Other Professional Fees                | 60                                   | 0                     | 161                               | 0                     | 0                     |
| 01-111-110-0000-6301  | Maintenance Contracts                  | 9,488                                | 8,500                 | 8,743                             | 8,500                 | 8,500                 |
| 01-111-110-0000-6304  | Other Machinery & Equipment Maint      | 3,290                                | 6,500                 | 3,546                             | 6,500                 | 6,500                 |
| 01-111-110-0000-6305  | Building Maintenance                   | 22,505                               | 10,000                | 8,922                             | 10,000                | 10,000                |
| 01-111-110-0000-6306  | Grounds Maintenance                    | 2,212                                | 1,000                 | 679                               | 1,000                 | 1,000                 |
| 01-111-110-0000-6347  | Rug And Mop Treatment                  | 6,269                                | 4,500                 | 5,481                             | 6,000                 | 6,000                 |
| 01-111-110-0000-6411  | Custodial Supplies                     | 3,146                                | 3,000                 | 2,580                             | 3,000                 | 3,000                 |
| 01-111-110-0000-6413  | Chemicals                              | 3,186                                | 1,000                 | 299                               | 1,000                 | 1,000                 |
| 01-111-110-0000-6420  | Other General Supplies                 | 530                                  | 4,000                 | 1,992                             | 4,000                 | 4,000                 |
| 01-111-110-0000-6421  | Light Bulbs                            | 74                                   | 500                   | 1,335                             | 500                   | 500                   |
| <b>Program 110</b>    | Buildings-Government Center            | <b>Revenue 1,860 -</b>               | <b>1,880 -</b>        | <b>1,410 -</b>                    | <b>1,920 -</b>        | <b>1,920 -</b>        |
|                       |  | <b>Expend. 104,287</b>               | <b>92,800</b>         | <b>82,479</b>                     | <b>94,300</b>         | <b>94,300</b>         |

## USER-SELECTED BUDGET REPORT

01 Fund County General Revenue

Report Basis: Cash

111 Dept General Government Buildings

| <u>Account Number</u> | <u>Account Description</u>             | 2018<br><u>Actual</u><br>Mo. 01 - 12 | 2019<br><u>Budget</u> | 2019<br><u>YTD</u><br>Mo. 01 - 11 | 2020<br><u>Budget</u> | 2021<br><u>Budget</u> |
|-----------------------|--|--------------------------------------|-----------------------|-----------------------------------|-----------------------|-----------------------|
|                       | <b>Net</b>                             | <b>102,427</b>                       | <b>90,920</b>         | <b>81,069</b>                     | <b>92,380</b>         | <b>92,380</b>         |
| 01-111-112-0000-5859  | LEC Lease                              | 125,000 -                            | 130,000 -             | 0                                 | 134,600 -             | 134,600 -             |
| 01-111-112-0000-6245  | State Required Registration or License | 470                                  | 0                     | 60                                | 0                     | 0                     |
| 01-111-112-0000-6247  | State Elevator License                 | 0                                    | 200                   | 200                               | 200                   | 200                   |
| 01-111-112-0000-6251  | Electricity                            | 140,032                              | 140,000               | 118,421                           | 140,000               | 140,000               |
| 01-111-112-0000-6252  | Natural Gas                            | 61,566                               | 60,000                | 51,851                            | 60,000                | 60,000                |
| 01-111-112-0000-6253  | Water/Sewer                            | 54,663                               | 55,000                | 49,278                            | 55,000                | 55,000                |
| 01-111-112-0000-6257  | Solid Waste Disposal                   | 2,309                                | 2,520                 | 2,683                             | 2,520                 | 2,520                 |
| 01-111-112-0000-6283  | Other Professional Fees                | 1,859                                | 100                   | 55                                | 100                   | 100                   |
| 01-111-112-0000-6301  | Maintenance Contracts                  | 10,407                               | 15,000                | 10,238                            | 15,000                | 15,000                |
| 01-111-112-0000-6304  | Other Machinery & Equipment Maint      | 16,572                               | 500                   | 16,525                            | 5,000                 | 5,000                 |
| 01-111-112-0000-6305  | Building Maintenance                   | 3,071 -                              | 10,000                | 20,904                            | 10,000                | 10,000                |
| 01-111-112-0000-6306  | Grounds Maintenance                    | 1,395                                | 1,000                 | 1,110                             | 1,000                 | 1,000                 |
| 01-111-112-0000-6347  | Rug And Mop Treatment                  | 4,501                                | 3,000                 | 2,325                             | 3,000                 | 3,000                 |
| 01-111-112-0000-6411  | Custodial Supplies                     | 3,500                                | 2,500                 | 3,162                             | 3,500                 | 3,500                 |
| 01-111-112-0000-6413  | Chemicals                              | 11,485                               | 5,000                 | 6,127                             | 5,000                 | 5,000                 |
| 01-111-112-0000-6420  | Other General Supplies                 | 3,763                                | 5,000                 | 4,574                             | 5,000                 | 5,000                 |
| 01-111-112-0000-6421  | Light Bulbs                            | 1,940                                | 2,000                 | 0                                 | 2,000                 | 2,000                 |
| 01-111-112-0000-6669  | Equipment/Furniture>=5,000             | 32,810                               | 0                     | 14,051                            | 0                     | 0                     |
| <b>Program 112</b>    | <b>Buildings-LEC</b>                   | <b>Revenue 125,000 -</b>             | <b>130,000 -</b>      | <b>0</b>                          | <b>134,600 -</b>      | <b>134,600 -</b>      |
|                       |  | <b>Expend. 344,201</b>               | <b>301,820</b>        | <b>301,564</b>                    | <b>307,320</b>        | <b>307,320</b>        |
|                       |  | <b>Net 219,201</b>                   | <b>171,820</b>        | <b>301,564</b>                    | <b>172,720</b>        | <b>172,720</b>        |
| 01-111-113-0000-6283  | Other Professional Fees                | 56                                   | 0                     | 90                                | 0                     | 0                     |
| 01-111-113-0000-6304  | Other Machinery & Equipment Maint      | 2,204                                | 0                     | 0                                 | 0                     | 0                     |
| 01-111-113-0000-6305  | Building Maintenance                   | 14,140                               | 10,000                | 8,077                             | 10,000                | 10,000                |
| 01-111-113-0000-6411  | Custodial Supplies                     | 276                                  | 0                     | 0                                 | 0                     | 0                     |
| 01-111-113-0000-6420  | Other General Supplies                 | 1,382                                | 0                     | 329                               | 0                     | 0                     |
| 01-111-113-0000-6421  | Light Bulbs                            | 2,214                                | 1,000                 | 1,271                             | 1,000                 | 1,000                 |
| 01-111-113-0000-6569  | Small Tools                            | 76                                   | 0                     | 100                               | 100                   | 100                   |
| <b>Program 113</b>    | <b>Buildings-ADC</b>                   | <b>Revenue 0</b>                     | <b>0</b>              | <b>0</b>                          | <b>0</b>              | <b>0</b>              |
|                       |  | <b>Expend. 20,348</b>                | <b>11,000</b>         | <b>9,867</b>                      | <b>11,100</b>         | <b>11,100</b>         |
|                       |  | <b>Net 20,348</b>                    | <b>11,000</b>         | <b>9,867</b>                      | <b>11,100</b>         | <b>11,100</b>         |
| 01-111-115-0000-5810  | Rental Income-Citizens Building        | 359,900 -                            | 368,538 -             | 276,404 -                         | 368,538 -             | 368,538 -             |
| 01-111-115-0000-6245  | State Required Registration or License | 275                                  | 0                     | 10                                | 0                     | 0                     |
| 01-111-115-0000-6247  | State Elevator License                 | 0                                    | 100                   | 100                               | 100                   | 100                   |

## USER-SELECTED BUDGET REPORT

01 Fund County General Revenue

Report Basis: Cash

111 Dept General Government Buildings

| <u>Account Number</u> | <u>Account Description</u>               | 2018<br><u>Actual</u><br>Mo. 01 - 12 | 2019<br><u>Budget</u> | 2019<br><u>YTD</u><br>Mo. 01 - 11 | 2020<br><u>Budget</u> | 2021<br><u>Budget</u> |
|-----------------------|--|--------------------------------------|-----------------------|-----------------------------------|-----------------------|-----------------------|
| 01-111-115-0000-6251  | Electricity                              | 25,340                               | 22,000                | 19,596                            | 22,000                | 22,000                |
| 01-111-115-0000-6252  | Natural Gas                              | 4,427                                | 6,000                 | 4,171                             | 6,000                 | 6,000                 |
| 01-111-115-0000-6253  | Water/Sewer                              | 5,442                                | 4,600                 | 4,272                             | 4,600                 | 4,600                 |
| 01-111-115-0000-6257  | Solid Waste Disposal                     | 1,524                                | 1,700                 | 1,526                             | 1,700                 | 1,700                 |
| 01-111-115-0000-6283  | Other Professional Fees                  | 22                                   | 0                     | 30                                | 30                    | 30                    |
| 01-111-115-0000-6301  | Maintenance Contracts                    | 2,496                                | 0                     | 3,697                             | 3,500                 | 3,500                 |
| 01-111-115-0000-6304  | Other Machinery & Equipment Maint        | 608                                  | 0                     | 2,068                             | 700                   | 700                   |
| 01-111-115-0000-6305  | Building Maintenance                     | 2,693                                | 3,600                 | 1,863                             | 3,600                 | 3,600                 |
| 01-111-115-0000-6306  | Grounds Maintenance                      | 1,299                                | 300                   | 1,165                             | 500                   | 500                   |
| 01-111-115-0000-6352  | Property Tax/Special Assessments         | 3,939                                | 4,400                 | 0                                 | 0                     | 0                     |
| 01-111-115-0000-6411  | Custodial Supplies                       | 5,201                                | 5,000                 | 3,437                             | 5,000                 | 5,000                 |
| 01-111-115-0000-6413  | Chemicals                                | 2,266                                | 1,000                 | 428                               | 1,000                 | 1,000                 |
| 01-111-115-0000-6420  | Other General Supplies                   | 1,469                                | 2,000                 | 990                               | 1,500                 | 1,500                 |
| <b>Program 115</b>    | <b>Buildings-Citizen's (After Remode</b> | <b>Revenue 359,900 -</b>             | <b>368,538 -</b>      | <b>276,404 -</b>                  | <b>368,538 -</b>      | <b>368,538 -</b>      |
|                       |  | <b>Expend. 57,001</b>                | <b>50,700</b>         | <b>43,353</b>                     | <b>50,230</b>         | <b>50,230</b>         |
|                       |  | <b>Net 302,899 -</b>                 | <b>317,838 -</b>      | <b>233,051 -</b>                  | <b>318,308 -</b>      | <b>318,308 -</b>      |
| 01-111-116-0000-5810  | Rental Income-Justice Center             | 9,506 -                              | 12,757 -              | 12,886 -                          | 13,014 -              | 13,014 -              |
| 01-111-116-0000-6245  | State Required Registration or License   | 520                                  | 0                     | 0                                 | 0                     | 0                     |
| 01-111-116-0000-6247  | State Elevator License                   | 0                                    | 300                   | 300                               | 300                   | 300                   |
| 01-111-116-0000-6251  | Electricity                              | 37,024                               | 32,000                | 34,391                            | 36,000                | 36,000                |
| 01-111-116-0000-6257  | Solid Waste Disposal                     | 1,183                                | 1,296                 | 1,108                             | 1,296                 | 1,296                 |
| 01-111-116-0000-6283  | Other Professional Fees                  | 36                                   | 0                     | 67                                | 0                     | 0                     |
| 01-111-116-0000-6301  | Maintenance Contracts                    | 4,109                                | 3,800                 | 4,119                             | 3,800                 | 3,800                 |
| 01-111-116-0000-6304  | Other Machinery & Equipment Maint        | 6,939                                | 2,500                 | 220                               | 2,500                 | 2,500                 |
| 01-111-116-0000-6305  | Building Maintenance                     | 6,998                                | 5,000                 | 8,846                             | 6,500                 | 6,500                 |
| 01-111-116-0000-6306  | Grounds Maintenance                      | 810                                  | 500                   | 493                               | 500                   | 500                   |
| 01-111-116-0000-6347  | Rug And Mop Treatment                    | 0                                    | 0                     | 993                               | 0                     | 0                     |
| 01-111-116-0000-6411  | Custodial Supplies                       | 3,080                                | 2,000                 | 2,986                             | 3,000                 | 3,000                 |
| 01-111-116-0000-6420  | Other General Supplies                   | 2,520                                | 1,500                 | 3,986                             | 2,500                 | 2,500                 |
| 01-111-116-0000-6421  | Light Bulbs                              | 1,560                                | 1,000                 | 897                               | 1,000                 | 1,000                 |
| <b>Program 116</b>    | <b>Buildings-Justice Center</b>          | <b>Revenue 9,506 -</b>               | <b>12,757 -</b>       | <b>12,886 -</b>                   | <b>13,014 -</b>       | <b>13,014 -</b>       |
|                       |  | <b>Expend. 64,779</b>                | <b>49,896</b>         | <b>58,406</b>                     | <b>57,396</b>         | <b>57,396</b>         |
|                       |  | <b>Net 55,273</b>                    | <b>37,139</b>         | <b>45,520</b>                     | <b>44,382</b>         | <b>44,382</b>         |
| <b>Dept 111</b>       | <b>General Government Buildings</b>      | <b>Revenue 498,790 -</b>             | <b>513,175 -</b>      | <b>293,304 -</b>                  | <b>518,072 -</b>      | <b>518,072 -</b>      |
|                       |  | <b>Expend. 1,278,770</b>             | <b>1,238,191</b>      | <b>1,158,628</b>                  | <b>1,294,234</b>      | <b>1,328,153</b>      |

ABENCK  
12/5/2019 8:30:47AM

# Goodhue County



## USER-SELECTED BUDGET REPORT

01 Fund County General Revenue

Report Basis: Cash

111 Dept General Government Buildings

Account Number

Account Description

2018  
Actual  
Mo. 01 - 12  
**779,980**

2019  
Budget  
**725,016**

2019  
YTD  
Mo. 01 - 11  
**865,324**

2020  
Budget  
**776,162**

2021  
Budget  
**810,081**

**Net**

## USER-SELECTED BUDGET REPORT

01 Fund County General Revenue

Report Basis: Cash

121 Dept Veterans Service

| <u>Account Number</u> | <u>Account Description</u>          | 2018<br><u>Actual</u><br>Mo. 01 - 12 | 2019<br><u>Budget</u> | 2019<br><u>YTD</u><br>Mo. 01 - 11 | 2020<br><u>Budget</u> | 2021<br><u>Budget</u> |
|-----------------------|-------------------------------------|--------------------------------------|-----------------------|-----------------------------------|-----------------------|-----------------------|
| 01-121-000-0000-6101  | Salaries & Wages - Permanent        | 59,453                               | 61,298                | 51,503                            | 62,982                | 64,563                |
| 01-121-000-0000-6107  | Salaries & Wages - Department Heads | 102,683                              | 110,888               | 69,782                            | 81,838                | 88,005                |
| 01-121-000-0000-6151  | Group Health Insurance              | 7,871                                | 9,288                 | 8,514                             | 9,650                 | 10,615                |
| 01-121-000-0000-6152  | HSA Contribution                    | 0                                    | 0                     | 415                               | 2,800                 | 2,800                 |
| 01-121-000-0000-6153  | Family Insurance Supplement         | 0                                    | 0                     | 6,808                             | 21,219                | 23,341                |
| 01-121-000-0000-6154  | Life Insurance                      | 125                                  | 125                   | 104                               | 125                   | 125                   |
| 01-121-000-0000-6161  | PERA                                | 12,160                               | 12,914                | 9,096                             | 10,862                | 11,443                |
| 01-121-000-0000-6171  | FICA                                | 9,874                                | 10,676                | 7,166                             | 8,979                 | 9,459                 |
| 01-121-000-0000-6174  | Mandatory Medicare                  | 2,309                                | 2,497                 | 1,676                             | 2,100                 | 2,212                 |
| 01-121-000-0000-6202  | Cell Phone                          | 730                                  | 850                   | 552                               | 1,000                 | 1,000                 |
| 01-121-000-0000-6203  | Postage                             | 414                                  | 650                   | 406                               | 650                   | 650                   |
| 01-121-000-0000-6243  | Membership Dues & Fees              | 130                                  | 150                   | 150                               | 300                   | 300                   |
| 01-121-000-0000-6270  | Software Licensing                  | 0                                    | 29                    | 0                                 | 0                     | 0                     |
| 01-121-000-0000-6283  | Other Professional Fees             | 0                                    | 0                     | 2,797                             | 0                     | 0                     |
| 01-121-000-0000-6302  | Copies/Copier Maintenance           | 561                                  | 700                   | 696                               | 700                   | 700                   |
| 01-121-000-0000-6331  | Mileage & Transportation            | 821                                  | 2,100                 | 361                               | 2,100                 | 2,100                 |
| 01-121-000-0000-6332  | Meals & Lodging                     | 1,160                                | 1,200                 | 1,176                             | 1,200                 | 1,200                 |
| 01-121-000-0000-6333  | Parking - Other                     | 15                                   | 0                     | 17                                | 0                     | 0                     |
| 01-121-000-0000-6335  | Motor Pool Vehicle Usage            | 0                                    | 0                     | 226                               | 0                     | 0                     |
| 01-121-000-0000-6357  | Conferences/Schools                 | 770                                  | 600                   | 350                               | 600                   | 600                   |
| 01-121-000-0000-6402  | Copy Machine Paper & Toner          | 0                                    | 400                   | 333                               | 400                   | 400                   |
| 01-121-000-0000-6405  | Office Supplies                     | 199                                  | 200                   | 1,508                             | 300                   | 300                   |
| 01-121-000-0000-6452  | Reference Materials                 | 0                                    | 100                   | 550                               | 0                     | 0                     |
| <b>Program 000</b>    | <b>Undesignated</b>                 | <b>Revenue 0</b>                     | <b>0</b>              | <b>0</b>                          | <b>0</b>              | <b>0</b>              |
|                       |                                     | <b>Expend. 199,275</b>               | <b>214,665</b>        | <b>164,186</b>                    | <b>207,805</b>        | <b>219,813</b>        |
|                       |                                     | <b>Net 199,275</b>                   | <b>214,665</b>        | <b>164,186</b>                    | <b>207,805</b>        | <b>219,813</b>        |
| 01-121-120-0000-5256  | Dept of VA-CVSO Operational Grant   | 12,500 -                             | 12,500 -              | 12,500 -                          | 12,500 -              | 12,500 -              |
| 01-121-120-0000-5949  | Use of Fund Balance-Vets Enhancemt  | 0                                    | 12,500 -              | 0                                 | 0                     | 0                     |
| 01-121-120-0000-6220  | Volunteer Transportation Mileage    | 5,231                                | 7,800                 | 8,812                             | 6,000                 | 6,000                 |
| 01-121-120-0000-6241  | Advertising                         | 1,810                                | 2,650                 | 1,873                             | 2,000                 | 2,000                 |
| 01-121-120-0000-6272  | Physician & Medical Fees            | 0                                    | 3,100                 | 0                                 | 1,300                 | 1,300                 |
| 01-121-120-0000-6301  | Maintenance Contracts               | 750                                  | 1,500                 | 750                               | 750                   | 750                   |
| 01-121-120-0000-6332  | Veteran Lodging                     | 460                                  | 0                     | 0                                 | 0                     | 0                     |
| 01-121-120-0000-6420  | Other General Supplies              | 65                                   | 4,950                 | 0                                 | 1,450                 | 1,450                 |
| 01-121-120-0000-6480  | Equipment/Furniture<\$5000          | 0                                    | 0                     | 3,176                             | 1,000                 | 1,000                 |

# Goodhue County



## USER-SELECTED BUDGET REPORT

01 Fund County General Revenue

Report Basis: Cash

121 Dept Veterans Service

| <u>Account Number</u> |                      | <u>Account Description</u>       | 2018<br><u>Actual</u><br>Mo. 01 - 12 | 2019<br><u>Budget</u> | 2019<br><u>YTD</u><br>Mo. 01 - 11 | 2020<br><u>Budget</u> | 2021<br><u>Budget</u> |
|-----------------------|----------------------|----------------------------------|--------------------------------------|-----------------------|-----------------------------------|-----------------------|-----------------------|
| <b>Program</b>        | <b>120</b>           | Veterans Operational Grant       | <b>Revenue</b>                       | <b>12,500 -</b>       | <b>25,000 -</b>                   | <b>12,500 -</b>       | <b>12,500 -</b>       |
|                       |                      |                                  | <b>Expend.</b>                       | <b>8,316</b>          | <b>14,611</b>                     | <b>12,500</b>         | <b>12,500</b>         |
|                       |                      |                                  | <b>Net</b>                           | <b>4,184 -</b>        | <b>2,111</b>                      | <b>0</b>              | <b>0</b>              |
|                       | 01-121-140-0000-5610 | Transportation Donations         | 23,842 -                             | 13,000 -              | 23,025 -                          | 18,000 -              | 18,000 -              |
|                       | 01-121-140-0000-6220 | Volunteer Transportation Mileage | 23,115                               | 18,000                | 18,375                            | 18,000                | 18,000                |
| <b>Program</b>        | <b>140</b>           | Veterans Transportation          | <b>Revenue</b>                       | <b>23,842 -</b>       | <b>13,000 -</b>                   | <b>23,025 -</b>       | <b>18,000 -</b>       |
|                       |                      |                                  | <b>Expend.</b>                       | <b>23,115</b>         | <b>18,375</b>                     | <b>18,000</b>         | <b>18,000</b>         |
|                       |                      |                                  | <b>Net</b>                           | <b>727 -</b>          | <b>4,650 -</b>                    | <b>0</b>              | <b>0</b>              |
| <b>Dept</b>           | <b>121</b>           | Veterans Service                 | <b>Revenue</b>                       | <b>36,342 -</b>       | <b>38,000 -</b>                   | <b>35,525 -</b>       | <b>30,500 -</b>       |
|                       |                      |                                  | <b>Expend.</b>                       | <b>230,706</b>        | <b>252,665</b>                    | <b>197,172</b>        | <b>238,305</b>        |
|                       |                      |                                  | <b>Net</b>                           | <b>194,364</b>        | <b>214,665</b>                    | <b>161,647</b>        | <b>219,813</b>        |

# Goodhue County



## USER-SELECTED BUDGET REPORT

01 Fund County General Revenue

Report Basis: Cash

127 Dept Land Use Management

| <u>Account Number</u> | <u>Account Description</u>          | 2018<br><u>Actual</u><br>Mo. 01 - 12 | 2019<br><u>Budget</u> | 2019<br><u>YTD</u><br>Mo. 01 - 11 | 2020<br><u>Budget</u> | 2021<br><u>Budget</u> |
|-----------------------|-------------------------------------|--------------------------------------|-----------------------|-----------------------------------|-----------------------|-----------------------|
| 01-127-125-0000-5217  | Aquatic Invasive Species Prevention | 63,884 -                             | 63,769 -              | 31,885 -                          | 63,526 -              | 63,526 -              |
| 01-127-125-0000-5947  | Transfers In - AIS Salary Reimb     | 11,155                               | 10,000 -              | 2,605                             | 0                     | 0                     |
| 01-127-125-0000-5949  | Use of Fund Balance                 | 0                                    | 0                     | 0                                 | 2,924 -               | 2,424 -               |
| 01-127-125-0000-6106  | Per Diem in Lieu of Salaries        | 0                                    | 0                     | 0                                 | 500                   | 0                     |
| 01-127-125-0000-6232  | Publications & Brochures            | 4,772                                | 20,000                | 13,220                            | 15,000                | 15,000                |
| 01-127-125-0000-6278  | Consultant Fees                     | 9,946                                | 0                     | 10,857                            | 10,000                | 10,000                |
| 01-127-125-0000-6283  | Site Visit Fees                     | 0                                    | 0                     | 50                                | 200                   | 200                   |
| 01-127-125-0000-6284  | Contracted Services                 | 0                                    | 0                     | 0                                 | 150                   | 150                   |
| 01-127-125-0000-6331  | Mileage & Transportation            | 187                                  | 500                   | 0                                 | 500                   | 500                   |
| 01-127-125-0000-6332  | Meals & Lodging                     | 106                                  | 0                     | 0                                 | 1,000                 | 1,000                 |
| 01-127-125-0000-6335  | Motor Pool Vehicle Usage            | 116                                  | 0                     | 0                                 | 100                   | 100                   |
| 01-127-125-0000-6357  | Conferences/Schools                 | 607                                  | 2,500                 | 3,356                             | 1,000                 | 1,000                 |
| 01-127-125-0000-6401  | Printing Services                   | 0                                    | 500                   | 0                                 | 500                   | 500                   |
| 01-127-125-0000-6405  | Office Supplies                     | 0                                    | 1,000                 | 0                                 | 0                     | 0                     |
| 01-127-125-0000-6420  | Other General Supplies              | 1,426                                | 2,500                 | 1,600                             | 2,500                 | 2,500                 |
| 01-127-125-0000-6480  | Equipment/Furniture<\$5,000         | 56                                   | 5,000                 | 0                                 | 0                     | 0                     |
| 01-127-125-0000-6669  | Equipment/Furniture>\$5,000         | 0                                    | 0                     | 6,025                             | 25,000                | 25,000                |
| 01-127-125-0000-6997  | Transfers Out                       | 0                                    | 0                     | 0                                 | 10,000                | 10,000                |
| 01-127-125-0000-6999  | Future Fund Balance-Aquatic Species | 0                                    | 41,769                | 0                                 | 0                     | 0                     |
| <b>Program 125</b>    | <b>Aquatic Invasive Species</b>     | <b>Revenue 52,729 -</b>              | <b>73,769 -</b>       | <b>29,280 -</b>                   | <b>66,450 -</b>       | <b>65,950 -</b>       |
|                       |                                     | <b>Expend. 17,216</b>                | <b>73,769</b>         | <b>35,108</b>                     | <b>66,450</b>         | <b>65,950</b>         |
|                       |                                     | <b>Net 35,513 -</b>                  | <b>0</b>              | <b>5,828</b>                      | <b>0</b>              | <b>0</b>              |
| 01-127-126-0000-5217  | Buffer Initiative                   | 159,445 -                            | 138,000 -             | 55,484 -                          | 110,864 -             | 110,864 -             |
| 01-127-126-0000-6103  | Salaries & Wages-Part Time w/o Bene | 0                                    | 8,000                 | 0                                 | 0                     | 0                     |
| 01-127-126-0000-6161  | PERA                                | 0                                    | 600                   | 0                                 | 0                     | 0                     |
| 01-127-126-0000-6171  | FICA                                | 0                                    | 496                   | 0                                 | 0                     | 0                     |
| 01-127-126-0000-6174  | Medicare                            | 0                                    | 116                   | 0                                 | 0                     | 0                     |
| 01-127-126-0000-6203  | Postage                             | 47                                   | 2,400                 | 41                                | 100                   | 100                   |
| 01-127-126-0000-6232  | Publications & Brochures            | 0                                    | 500                   | 0                                 | 0                     | 0                     |
| 01-127-126-0000-6278  | Consultant Fees                     | 73,100                               | 75,000                | 0                                 | 75,000                | 75,000                |
| 01-127-126-0000-6284  | Contracted Services                 | 0                                    | 0                     | 0                                 | 15,000                | 15,000                |
| 01-127-126-0000-6331  | Mileage & Transportation            | 0                                    | 500                   | 0                                 | 0                     | 0                     |
| 01-127-126-0000-6335  | Motor Pool Vehicle Usage            | 0                                    | 0                     | 39                                | 0                     | 0                     |
| 01-127-126-0000-6357  | Conferences/Schools                 | 0                                    | 0                     | 8,250                             | 0                     | 0                     |
| 01-127-126-0000-6401  | Printing Services                   | 0                                    | 500                   | 15                                | 0                     | 0                     |



## USER-SELECTED BUDGET REPORT

01 Fund County General Revenue

Report Basis: Cash

127 Dept Land Use Management

| <u>Account Number</u> | <u>Account Description</u>             | 2018<br><u>Actual</u><br>Mo. 01 - 12 | 2019<br><u>Budget</u> | 2019<br><u>YTD</u><br>Mo. 01 - 11 | 2020<br><u>Budget</u> | 2021<br><u>Budget</u> |
|-----------------------|--|--------------------------------------|-----------------------|-----------------------------------|-----------------------|-----------------------|
| 01-127-126-0000-6405  | Office Supplies                        | 131                                  | 0                     | 0                                 | 0                     | 0                     |
| 01-127-126-0000-6420  | Other General Supplies                 | 0                                    | 0                     | 216                               | 0                     | 0                     |
| 01-127-126-0000-6669  | Equipment/Furniture >\$5,000           | 0                                    | 0                     | 6,582                             | 0                     | 0                     |
| 01-127-126-0000-6999  | Future Fund Balance - Buffer           | 0                                    | 49,888                | 0                                 | 20,764                | 20,764                |
| <b>Program 126</b>    | <b>Buffer Funds</b>                    | <b>Revenue 159,445 -</b>             | <b>138,000 -</b>      | <b>55,484 -</b>                   | <b>110,864 -</b>      | <b>110,864 -</b>      |
|                       |  | <b>Expend. 73,278</b>                | <b>138,000</b>        | <b>15,143</b>                     | <b>110,864</b>        | <b>110,864</b>        |
|                       |  | <b>Net 86,167 -</b>                  | <b>0</b>              | <b>40,341 -</b>                   | <b>0</b>              | <b>0</b>              |
| 01-127-127-0000-5123  | Building Permits                       | 225,129 -                            | 200,000 -             | 212,650 -                         | 200,000 -             | 175,000 -             |
| 01-127-127-0000-5124  | City Building Permits                  | 146,362 -                            | 95,000 -              | 131,293 -                         | 100,000 -             | 95,000 -              |
| 01-127-127-0000-5403  | Cannon Falls Staffing Charges          | 29,170 -                             | 29,725 -              | 15,545 -                          | 0                     | 0                     |
| 01-127-127-0000-5478  | Building Permit Surcharge              | 728 -                                | 800 -                 | 780 -                             | 800 -                 | 800 -                 |
| 01-127-127-0000-5853  | Cannon Falls Reimbursements            | 5,050 -                              | 5,100 -               | 2,550 -                           | 0                     | 0                     |
| 01-127-127-0000-5859  | Miscellaneous Revenue                  | 11 -                                 | 0                     | 0                                 | 0                     | 0                     |
| 01-127-127-0000-6101  | Salaries & Wages - Permanent           | 255,190                              | 279,908               | 234,678                           | 283,291               | 297,230               |
| 01-127-127-0000-6104  | Salaries & Wages - Overtime            | 310                                  | 0                     | 0                                 | 0                     | 0                     |
| 01-127-127-0000-6107  | Salaries & Wages - Department Heads    | 28,207                               | 29,682                | 27,341                            | 30,497                | 31,258                |
| 01-127-127-0000-6151  | Group Health Insurance                 | 13,380                               | 15,790                | 14,474                            | 26,056                | 28,661                |
| 01-127-127-0000-6152  | HSA Contribution                       | 2,451                                | 2,295                 | 3,362                             | 10,430                | 10,430                |
| 01-127-127-0000-6153  | Family Insurance Supplement            | 0                                    | 0                     | 3,812                             | 15,843                | 17,427                |
| 01-127-127-0000-6154  | Life Insurance                         | 278                                  | 293                   | 253                               | 293                   | 293                   |
| 01-127-127-0000-6155  | Dental Insurance-County Paid           | 0                                    | 0                     | 365                               | 1,300                 | 1,300                 |
| 01-127-127-0000-6156  | Accident Insurance-County Paid         | 0                                    | 0                     | 69                                | 275                   | 275                   |
| 01-127-127-0000-6161  | PERA                                   | 21,470                               | 23,219                | 19,651                            | 23,534                | 24,637                |
| 01-127-127-0000-6171  | FICA                                   | 16,838                               | 19,195                | 15,580                            | 19,455                | 20,366                |
| 01-127-127-0000-6174  | Mandatory Medicare                     | 3,979                                | 4,489                 | 3,660                             | 4,550                 | 4,763                 |
| 01-127-127-0000-6202  | Cell Phone                             | 1,325                                | 1,700                 | 1,295                             | 1,500                 | 1,500                 |
| 01-127-127-0000-6242  | Legal Notices                          | 173                                  | 0                     | 0                                 | 0                     | 0                     |
| 01-127-127-0000-6243  | Membership Dues & Fees                 | 690                                  | 750                   | 390                               | 800                   | 800                   |
| 01-127-127-0000-6244  | Subscriptions                          | 117                                  | 100                   | 36                                | 100                   | 100                   |
| 01-127-127-0000-6245  | State Required Registration or License | 115                                  | 600                   | 85                                | 150                   | 150                   |
| 01-127-127-0000-6270  | Software Licensing                     | 0                                    | 145                   | 0                                 | 0                     | 0                     |
| 01-127-127-0000-6283  | Other Professional Fees                | 840                                  | 1,000                 | 0                                 | 1,000                 | 1,000                 |
| 01-127-127-0000-6302  | Copies/Copier Maintenance              | 1,368                                | 1,200                 | 1,849                             | 1,500                 | 1,500                 |
| 01-127-127-0000-6303  | Vehicle Maintenance                    | 1,205                                | 700                   | 1,437                             | 700                   | 700                   |
| 01-127-127-0000-6309  | Other-Vehicle or Boat License & Title  | 32                                   | 50                    | 0                                 | 50                    | 50                    |

## USER-SELECTED BUDGET REPORT

01 Fund County General Revenue

Report Basis: Cash

127 Dept Land Use Management

| <u>Account Number</u> | <u>Account Description</u>          | 2018<br><u>Actual</u><br>Mo. 01 - 12 | 2019<br><u>Budget</u> | 2019<br><u>YTD</u><br>Mo. 01 - 11 | 2020<br><u>Budget</u> | 2021<br><u>Budget</u> |
|-----------------------|-------------------------------------|--------------------------------------|-----------------------|-----------------------------------|-----------------------|-----------------------|
| 01-127-127-0000-6331  | Mileage & Transportation            | 2,292                                | 2,000                 | 2,759                             | 2,500                 | 2,500                 |
| 01-127-127-0000-6332  | Meals & Lodging                     | 315                                  | 1,000                 | 495                               | 1,000                 | 1,000                 |
| 01-127-127-0000-6357  | Conferences/Schools                 | 2,587                                | 3,000                 | 1,210                             | 3,200                 | 3,200                 |
| 01-127-127-0000-6401  | Printing Services                   | 380                                  | 600                   | 0                                 | 600                   | 600                   |
| 01-127-127-0000-6402  | Copy Machine Paper And Toner        | 341                                  | 250                   | 231                               | 350                   | 350                   |
| 01-127-127-0000-6405  | Office Supplies                     | 993                                  | 600                   | 891                               | 600                   | 600                   |
| 01-127-127-0000-6412  | Field Supplies                      | 56                                   | 250                   | 320                               | 900                   | 900                   |
| 01-127-127-0000-6414  | Food & Beverages                    | 0                                    | 50                    | 0                                 | 50                    | 50                    |
| 01-127-127-0000-6420  | Other General Supplies              | 107                                  | 0                     | 0                                 | 0                     | 0                     |
| 01-127-127-0000-6452  | Ledgers, Reference, & Law Books     | 687                                  | 500                   | 0                                 | 200                   | 200                   |
| 01-127-127-0000-6562  | Tires, Batteries, & Vehicle Parts   | 0                                    | 500                   | 0                                 | 500                   | 500                   |
| 01-127-127-0000-6567  | Gasoline (Unleaded)                 | 5,612                                | 5,000                 | 5,374                             | 6,000                 | 6,000                 |
| <b>Program 127</b>    | <b>Building Activities</b>          | <b>Revenue 406,450 -</b>             | <b>330,625 -</b>      | <b>362,818 -</b>                  | <b>300,800 -</b>      | <b>270,800 -</b>      |
|                       |                                     | <b>Expend. 361,338</b>               | <b>394,866</b>        | <b>339,617</b>                    | <b>437,224</b>        | <b>458,340</b>        |
|                       |                                     | <b>Net 45,112 -</b>                  | <b>64,241</b>         | <b>23,201 -</b>                   | <b>136,424</b>        | <b>187,540</b>        |
| 01-127-128-0000-5125  | Conditional Use Permits             | 7,950 -                              | 10,000 -              | 12,500 -                          | 14,000 -              | 15,000 -              |
| 01-127-128-0000-5127  | Variance Permits                    | 4,900 -                              | 3,000 -               | 4,200 -                           | 4,000 -               | 4,000 -               |
| 01-127-128-0000-5128  | Change of Zone Permits              | 3,500 -                              | 1,000 -               | 2,500 -                           | 1,500 -               | 1,000 -               |
| 01-127-128-0000-5129  | Zoning Permits                      | 1,450 -                              | 5,000 -               | 3,450 -                           | 4,000 -               | 5,000 -               |
| 01-127-128-0000-5270  | Water & Soil Resources-Block Grant  | 2,772 -                              | 2,828 -               | 2,772 -                           | 2,828 -               | 2,828 -               |
| 01-127-128-0000-5482  | Mining Registration Fees            | 19,500 -                             | 18,600 -              | 9,600 -                           | 18,600 -              | 18,600 -              |
| 01-127-128-0000-5859  | Miscellaneous Revenue               | 0                                    | 100 -                 | 15 -                              | 100 -                 | 100 -                 |
| 01-127-128-0000-5947  | Transfers In-Salary Reimb           | 7,191 -                              | 10,000                | 0                                 | 6,500 -               | 0                     |
| 01-127-128-0000-6101  | Salaries & Wages - Permanent        | 181,189                              | 211,166               | 193,115                           | 228,055               | 239,151               |
| 01-127-128-0000-6106  | Per Diem in Lieu of Salaries        | 5,850                                | 9,000                 | 4,750                             | 9,000                 | 9,000                 |
| 01-127-128-0000-6107  | Salaries & Wages - Department Heads | 28,207                               | 29,682                | 27,341                            | 30,497                | 31,258                |
| 01-127-128-0000-6151  | Group Health Insurance              | 7,579                                | 13,258                | 10,358                            | 16,405                | 18,046                |
| 01-127-128-0000-6152  | HSA Contribution                    | 12,931                               | 13,620                | 10,447                            | 11,830                | 11,830                |
| 01-127-128-0000-6153  | Family Insurance Supplement         | 33,848                               | 35,671                | 32,699                            | 37,062                | 40,769                |
| 01-127-128-0000-6154  | Life Insurance                      | 204                                  | 231                   | 201                               | 231                   | 231                   |
| 01-127-128-0000-6155  | Dental Insurance-County Paid        | 1,654                                | 1,612                 | 1,148                             | 1,300                 | 1,300                 |
| 01-127-128-0000-6156  | Accident Insurance-County Paid      | 384                                  | 396                   | 282                               | 275                   | 275                   |
| 01-127-128-0000-6161  | PERA                                | 15,676                               | 18,739                | 16,553                            | 20,066                | 20,956                |
| 01-127-128-0000-6171  | FICA                                | 11,468                               | 15,491                | 12,420                            | 16,588                | 17,323                |
| 01-127-128-0000-6174  | Mandatory Medicare                  | 2,729                                | 3,623                 | 2,921                             | 3,880                 | 4,051                 |

## USER-SELECTED BUDGET REPORT

01 Fund County General Revenue  
127 Dept Land Use Management

Report Basis: Cash

| <u>Account Number</u> | <u>Account Description</u>        | 2018<br><u>Actual</u><br>Mo. 01 - 12 | 2019<br><u>Budget</u> | 2019<br><u>YTD</u><br>Mo. 01 - 11 | 2020<br><u>Budget</u> | 2021<br><u>Budget</u> |
|-----------------------|-----------------------------------|--------------------------------------|-----------------------|-----------------------------------|-----------------------|-----------------------|
| 01-127-128-0000-6202  | Cell Phone                        | 610                                  | 650                   | 561                               | 650                   | 650                   |
| 01-127-128-0000-6203  | Postage                           | 2,746                                | 2,600                 | 2,111                             | 2,600                 | 2,600                 |
| 01-127-128-0000-6242  | Legal Notices                     | 3,771                                | 2,500                 | 2,180                             | 2,500                 | 2,500                 |
| 01-127-128-0000-6243  | Membership Dues & Fees            | 1,149                                | 1,025                 | 1,244                             | 1,000                 | 1,000                 |
| 01-127-128-0000-6244  | Subscriptions                     | 18                                   | 100                   | 0                                 | 100                   | 100                   |
| 01-127-128-0000-6270  | Software Licensing                | 0                                    | 100                   | 300                               | 100                   | 100                   |
| 01-127-128-0000-6284  | Contracted Services               | 650                                  | 0                     | 750                               | 1,200                 | 1,200                 |
| 01-127-128-0000-6302  | Copies/Copier Maintenance         | 1,670                                | 3,000                 | 1,864                             | 2,000                 | 2,000                 |
| 01-127-128-0000-6331  | Mileage & Transportation          | 2,559                                | 4,500                 | 2,419                             | 3,000                 | 3,000                 |
| 01-127-128-0000-6332  | Meals & Lodging                   | 592                                  | 1,000                 | 0                                 | 1,000                 | 1,000                 |
| 01-127-128-0000-6333  | Other (Parking,Etc)               | 0                                    | 25                    | 0                                 | 25                    | 25                    |
| 01-127-128-0000-6335  | Motor Pool Vehicle Usage          | 132                                  | 100                   | 32                                | 100                   | 100                   |
| 01-127-128-0000-6357  | Conferences/Schools               | 657                                  | 2,000                 | 494                               | 1,500                 | 1,500                 |
| 01-127-128-0000-6401  | Printing Services                 | 820                                  | 800                   | 296                               | 300                   | 300                   |
| 01-127-128-0000-6402  | Copy Machine Paper And Toner      | 341                                  | 500                   | 231                               | 500                   | 500                   |
| 01-127-128-0000-6405  | Office Supplies                   | 1,027                                | 600                   | 774                               | 600                   | 600                   |
| 01-127-128-0000-6414  | Food & Beverages                  | 162                                  | 100                   | 16                                | 100                   | 100                   |
| 01-127-128-0000-6420  | Other General Supplies            | 88                                   | 50                    | 0                                 | 50                    | 50                    |
| 01-127-128-0000-6567  | Gasoline (Unleaded)               | 353                                  | 200                   | 0                                 | 200                   | 200                   |
| 01-127-128-0000-6850  | Recording Fees                    | 1,978                                | 1,900                 | 1,748                             | 1,900                 | 1,900                 |
| 01-127-128-0000-6997  | Transfers Out                     | 0                                    | 0                     | 0                                 | 0                     | 10,000                |
| <b>Program 128</b>    | <b>Planning/Zoning Activities</b> | <b>47,263 -</b>                      | <b>30,528 -</b>       | <b>35,037 -</b>                   | <b>51,528 -</b>       | <b>46,528 -</b>       |
|                       |                                   | <b>Expend. 321,042</b>               | <b>374,239</b>        | <b>327,255</b>                    | <b>394,614</b>        | <b>423,615</b>        |
|                       |                                   | <b>Net 273,779</b>                   | <b>343,711</b>        | <b>292,218</b>                    | <b>343,086</b>        | <b>377,087</b>        |
| 01-127-129-0000-5150  | Septic System Permits             | 43,715 -                             | 45,000 -              | 61,645 -                          | 55,000 -              | 47,000 -              |
| 01-127-129-0000-5170  | Well Permits                      | 13,655 -                             | 16,500 -              | 14,425 -                          | 15,000 -              | 16,500 -              |
| 01-127-129-0000-5171  | Well Maintenance Permits          | 2,800 -                              | 3,500 -               | 3,000 -                           | 3,500 -               | 4,000 -               |
| 01-127-129-0000-5270  | Water & Soil Resources-MPCA SSTS  | 18,600 -                             | 18,600 -              | 18,600 -                          | 18,600 -              | 18,600 -              |
| 01-127-129-0000-5413  | Olmsted Co Water Kits             | 7,215 -                              | 7,000 -               | 6,015 -                           | 7,000 -               | 7,000 -               |
| 01-127-129-0000-5850  | Miscellaneous Revenue             | 0                                    | 0                     | 35 -                              | 0                     | 0                     |
| 01-127-129-0000-5947  | Transfers In                      | 7,500 -                              | 0                     | 0                                 | 0                     | 0                     |
| 01-127-129-0000-5948  | Transfers In - Inter Fund         | 0                                    | 7,500 -               | 7,500 -                           | 7,500 -               | 7,500 -               |
| 01-127-129-0000-6101  | Salaries & Wages - Permanent      | 118,182                              | 126,114               | 115,817                           | 133,552               | 140,244               |
| 01-127-129-0000-6152  | HSA Contribution                  | 5,400                                | 5,400                 | 4,985                             | 5,600                 | 5,600                 |
| 01-127-129-0000-6153  | Family Insurance Supplement       | 34,604                               | 40,846                | 37,442                            | 42,439                | 46,682                |

## USER-SELECTED BUDGET REPORT

01 Fund County General Revenue

Report Basis: Cash

127 Dept Land Use Management

| <u>Account Number</u> | <u>Account Description</u>             | 2018<br><u>Actual</u><br>Mo. 01 - 12 | 2019<br><u>Budget</u> | 2019<br><u>YTD</u><br>Mo. 01 - 11 | 2020<br><u>Budget</u> | 2021<br><u>Budget</u> |                  |
|-----------------------|--|--------------------------------------|-----------------------|-----------------------------------|-----------------------|-----------------------|------------------|
| 01-127-129-0000-6154  | Life Insurance                         | 125                                  | 125                   | 114                               | 125                   | 125                   |                  |
| 01-127-129-0000-6161  | PERA                                   | 8,864                                | 9,459                 | 8,686                             | 10,016                | 10,518                |                  |
| 01-127-129-0000-6171  | FICA                                   | 6,268                                | 7,819                 | 6,077                             | 8,280                 | 8,695                 |                  |
| 01-127-129-0000-6174  | Mandatory Medicare                     | 1,466                                | 1,829                 | 1,421                             | 1,937                 | 2,034                 |                  |
| 01-127-129-0000-6202  | Cell Phone                             | 654                                  | 1,000                 | 797                               | 1,000                 | 1,000                 |                  |
| 01-127-129-0000-6203  | Postage                                | 527                                  | 500                   | 336                               | 500                   | 500                   |                  |
| 01-127-129-0000-6232  | Publications and Brochures             | 0                                    | 0                     | 427                               | 0                     | 0                     |                  |
| 01-127-129-0000-6243  | Membership Dues & Fees                 | 110                                  | 0                     | 135                               | 0                     | 0                     |                  |
| 01-127-129-0000-6245  | State Required Registration or License | 0                                    | 0                     | 0                                 | 350                   | 350                   |                  |
| 01-127-129-0000-6270  | Software Licensing                     | 0                                    | 100                   | 0                                 | 100                   | 100                   |                  |
| 01-127-129-0000-6283  | Other Professional Fees                | 1,100                                | 900                   | 645                               | 3,500                 | 3,500                 |                  |
| 01-127-129-0000-6285  | Nursing/Laboratory Fees                | 4,477                                | 3,500                 | 4,182                             | 3,500                 | 3,500                 |                  |
| 01-127-129-0000-6302  | Copies/Copier Maintenance              | 194                                  | 300                   | 216                               | 300                   | 300                   |                  |
| 01-127-129-0000-6303  | Vehicle Maintenance                    | 268                                  | 500                   | 732                               | 500                   | 500                   |                  |
| 01-127-129-0000-6309  | Other-Vehicle or Boat License & Title  | 32                                   | 40                    | 0                                 | 40                    | 40                    |                  |
| 01-127-129-0000-6331  | Mileage & Transportation               | 319                                  | 200                   | 135                               | 200                   | 200                   |                  |
| 01-127-129-0000-6332  | Meals & Lodging                        | 258                                  | 500                   | 0                                 | 500                   | 500                   |                  |
| 01-127-129-0000-6335  | Motor Pool Vehicle Usage               | 0                                    | 0                     | 9                                 | 0                     | 0                     |                  |
| 01-127-129-0000-6357  | Conferences/Schools/Workshops          | 1,915                                | 1,800                 | 160                               | 2,200                 | 2,200                 |                  |
| 01-127-129-0000-6401  | Printing Services                      | 172                                  | 550                   | 0                                 | 550                   | 550                   |                  |
| 01-127-129-0000-6402  | Copy paper and Toner                   | 18                                   | 300                   | 0                                 | 300                   | 300                   |                  |
| 01-127-129-0000-6405  | Office Supplies                        | 351                                  | 300                   | 263                               | 300                   | 300                   |                  |
| 01-127-129-0000-6406  | Env Hlth Field Supplies                | 447                                  | 400                   | 86                                | 1,200                 | 1,200                 |                  |
| 01-127-129-0000-6414  | Food & Beverages                       | 660                                  | 650                   | 687                               | 650                   | 650                   |                  |
| 01-127-129-0000-6567  | Gasoline (Unleaded)                    | 1,118                                | 2,000                 | 677                               | 2,000                 | 2,000                 |                  |
| <b>Program</b>        | <b>129</b> Environmental Health        | <b>Revenue</b>                       | <b>93,485 -</b>       | <b>98,100 -</b>                   | <b>111,220 -</b>      | <b>106,600 -</b>      | <b>100,600 -</b> |
|                       |  | <b>Expend.</b>                       | <b>187,529</b>        | <b>205,132</b>                    | <b>184,029</b>        | <b>219,639</b>        | <b>231,588</b>   |
|                       |  | <b>Net</b>                           | <b>94,044</b>         | <b>107,032</b>                    | <b>72,809</b>         | <b>113,039</b>        | <b>130,988</b>   |
| <b>Dept</b>           | <b>127</b> Land Use Management         | <b>Revenue</b>                       | <b>759,372 -</b>      | <b>671,022 -</b>                  | <b>593,839 -</b>      | <b>636,242 -</b>      | <b>594,742 -</b> |
|                       |  | <b>Expend.</b>                       | <b>960,403</b>        | <b>1,186,006</b>                  | <b>901,152</b>        | <b>1,228,791</b>      | <b>1,290,357</b> |
|                       |  | <b>Net</b>                           | <b>201,031</b>        | <b>514,984</b>                    | <b>307,313</b>        | <b>592,549</b>        | <b>695,615</b>   |

# Goodhue County



## USER-SELECTED BUDGET REPORT

01 Fund County General Revenue

Report Basis: Cash

130 Dept County Vehicles-Motor Pool

| <u>Account Number</u> | <u>Account Description</u>            | 2018<br><u>Actual</u><br>Mo. 01 - 12 | 2019<br><u>Budget</u> | 2019<br><u>YTD</u><br>Mo. 01 - 11 | 2020<br><u>Budget</u> | 2021<br><u>Budget</u> |
|-----------------------|---------------------------------------|--------------------------------------|-----------------------|-----------------------------------|-----------------------|-----------------------|
| 01-130-000-0000-5859  | Motor Pool Reimbursements             | 79,524 -                             | 51,700 -              | 59,050 -                          | 65,000 -              | 65,000 -              |
| 01-130-000-0000-5860  | Insurance Reimbursements              | 2,171 -                              | 0                     | 1,184 -                           | 0                     | 0                     |
| 01-130-000-0000-6303  | Vehicle Maintenance                   | 13,983                               | 9,000                 | 4,791                             | 9,000                 | 9,000                 |
| 01-130-000-0000-6309  | Other-Vehicle or Boat License & Title | 224                                  | 400                   | 0                                 | 300                   | 300                   |
| 01-130-000-0000-6420  | Other General Supplies                | 677                                  | 300                   | 628                               | 300                   | 300                   |
| 01-130-000-0000-6567  | Gasoline (Unleaded)                   | 24,088                               | 19,000                | 17,245                            | 20,000                | 20,000                |
| 01-130-000-0000-6663  | Vehicles Purchased                    | 36,002                               | 23,000                | 23,166                            | 35,400                | 35,400                |
| <b>Program 000</b>    | <b>Undesignated</b>                   | <b>Revenue 81,695 -</b>              | <b>51,700 -</b>       | <b>60,234 -</b>                   | <b>65,000 -</b>       | <b>65,000 -</b>       |
|                       |                                       | <b>Expend. 74,974</b>                | <b>51,700</b>         | <b>45,830</b>                     | <b>65,000</b>         | <b>65,000</b>         |
|                       |                                       | <b>Net 6,721 -</b>                   | <b>0</b>              | <b>14,404 -</b>                   | <b>0</b>              | <b>0</b>              |
| <b>Dept 130</b>       | <b>County Vehicles-Motor Pool</b>     | <b>Revenue 81,695 -</b>              | <b>51,700 -</b>       | <b>60,234 -</b>                   | <b>65,000 -</b>       | <b>65,000 -</b>       |
|                       |                                       | <b>Expend. 74,974</b>                | <b>51,700</b>         | <b>45,830</b>                     | <b>65,000</b>         | <b>65,000</b>         |
|                       |                                       | <b>Net 6,721 -</b>                   | <b>0</b>              | <b>14,404 -</b>                   | <b>0</b>              | <b>0</b>              |

## USER-SELECTED BUDGET REPORT

01 Fund County General Revenue  
201 Dept Sheriff

Report Basis: Cash

| <u>Account Number</u> | <u>Account Description</u>              | 2018<br><u>Actual</u><br>Mo. 01 - 12 | 2019<br><u>Budget</u> | 2019<br><u>YTD</u><br>Mo. 01 - 11 | 2020<br><u>Budget</u> | 2021<br><u>Budget</u> |
|-----------------------|---|--------------------------------------|-----------------------|-----------------------------------|-----------------------|-----------------------|
| 01-201-000-0000-5118  | Tobacco Licenses                        | 200 -                                | 0                     | 200 -                             | 0                     | 0                     |
| 01-201-000-0000-5221  | Police Aid                              | 347,279 -                            | 341,585 -             | 372,488 -                         | 359,883 -             | 341,585 -             |
| 01-201-000-0000-5242  | State of MN DECN Grant                  | 0                                    | 0                     | 443 -                             | 0                     | 0                     |
| 01-201-000-0000-5243  | Police Officer Standards/Trng Board-P   | 44,979 -                             | 43,200 -              | 43,744 -                          | 44,979 -              | 44,979 -              |
| 01-201-000-0000-5246  | Bulletproof Vest-State                  | 7,991 -                              | 4,200 -               | 4,924 -                           | 5,400 -               | 3,600 -               |
| 01-201-000-0000-5249  | MN BCA                                  | 2,000 -                              | 0                     | 2,599 -                           | 0                     | 0                     |
| 01-201-000-0000-5315  | 11.549 State & Local Implementation C   | 0                                    | 0                     | 0                                 | 500 -                 | 500 -                 |
| 01-201-000-0000-5322  | 16.607 Bulletproof Vest Partnership Pr  | 6,853 -                              | 4,200 -               | 2,733 -                           | 5,400 -               | 3,600 -               |
| 01-201-000-0000-5336  | 20.600 State & Community Highway S      | 4,977 -                              | 7,500 -               | 7,675 -                           | 6,200 -               | 6,200 -               |
| 01-201-000-0000-5338  | 20.608 Min Penalties for Repeat DWI     | 5,179 -                              | 4,000 -               | 5,483 -                           | 5,000 -               | 5,000 -               |
| 01-201-000-0000-5339  | 20.616 National Priority Safety Prograr | 8,872 -                              | 6,600 -               | 4,532 -                           | 7,700 -               | 7,700 -               |
| 01-201-000-0000-5396  | 97.056 Port Security Grant Program      | 0                                    | 0                     | 0                                 | 0                     | 104,499 -             |
| 01-201-000-0000-5462  | Officer Service Fees                    | 18,971 -                             | 4,000 -               | 22,777 -                          | 24,700 -              | 24,700 -              |
| 01-201-000-0000-5463  | Investigator Fees-Welfare Fraud         | 67,500 -                             | 90,000 -              | 0                                 | 0                     | 0                     |
| 01-201-000-0000-5464  | Sheriff Inmate Transportation Fees      | 10,321 -                             | 9,000 -               | 10,459 -                          | 10,000 -              | 10,000 -              |
| 01-201-000-0000-5465  | Civil Process Fees                      | 59,852 -                             | 60,000 -              | 54,094 -                          | 60,000 -              | 60,000 -              |
| 01-201-000-0000-5466  | City Law Enforcement Contracts          | 432,407 -                            | 445,380 -             | 407,164 -                         | 456,513 -             | 467,926 -             |
| 01-201-000-0000-5467  | School Law Enforcement Contracts        | 47,650 -                             | 50,563 -              | 30,401 -                          | 52,320 -              | 54,150 -              |
| 01-201-000-0000-5480  | Other Charges For Services              | 404 -                                | 200 -                 | 125 -                             | 200 -                 | 200 -                 |
| 01-201-000-0000-5536  | Trespass Fines                          | 650 -                                | 500 -                 | 150 -                             | 500 -                 | 500 -                 |
| 01-201-000-0000-5538  | Suspended Driver Program                | 300 -                                | 500 -                 | 400 -                             | 500 -                 | 500 -                 |
| 01-201-000-0000-5610  | Contributions & Donations               | 0                                    | 0                     | 100 -                             | 0                     | 0                     |
| 01-201-000-0000-5850  | MN Dot Verizon Lease Reimbursemen       | 6,000 -                              | 6,000 -               | 6,000 -                           | 6,900 -               | 6,900 -               |
| 01-201-000-0000-5851  | Mobile Data User Agreement              | 38,615 -                             | 7,550 -               | 6,779 -                           | 12,200 -              | 17,200 -              |
| 01-201-000-0000-5859  | Miscellaneous Revenue                   | 11,324 -                             | 0                     | 5,181 -                           | 0                     | 0                     |
| 01-201-000-0000-5860  | Insurance Reimbursements                | 19,977 -                             | 7,000 -               | 77,904 -                          | 15,000 -              | 15,000 -              |
| 01-201-000-0000-5947  | Transfers In                            | 52,749 -                             | 33,500 -              | 30,121 -                          | 54,500 -              | 40,500 -              |
| 01-201-000-0000-5948  | Transfers In - Inter Fund               | 0                                    | 0                     | 22,500 -                          | 0                     | 0                     |
| 01-201-000-0000-6101  | Salaries & Wages - Permanent            | 3,114,765                            | 3,324,788             | 2,940,755                         | 3,276,669             | 3,412,309             |
| 01-201-000-0000-6102  | Salaries & Wages-Part Time w/ Benefi    | 34,907                               | 67,236                | 45,581                            | 134,722               | 142,289               |
| 01-201-000-0000-6103  | Salaries & Wages-Part Time w/o Bene     | 9,773                                | 23,260                | 3,669                             | 0                     | 0                     |
| 01-201-000-0000-6104  | Salaries & Wages - Overtime             | 245,583                              | 240,000               | 235,218                           | 240,000               | 240,000               |
| 01-201-000-0000-6107  | Salaries & Wages - Department Heads     | 154,799                              | 148,408               | 125,152                           | 146,557               | 153,254               |
| 01-201-000-0000-6109  | Salaries & Wages - Longevity            | 3,056                                | 2,330                 | 2,874                             | 2,330                 | 2,330                 |
| 01-201-000-0000-6114  | Salaries & Wages - Holiday Pay          | 86,473                               | 89,714                | 88,610                            | 94,500                | 94,500                |
| 01-201-000-0000-6118  | Salaries & Wages - Uniform Allowance    | 34,864                               | 37,392                | 33,140                            | 35,500                | 35,500                |

## USER-SELECTED BUDGET REPORT

01 Fund County General Revenue  
201 Dept Sheriff

Report Basis: Cash

| <u>Account Number</u> | <u>Account Description</u>             | 2018<br><u>Actual</u><br>Mo. 01 - 12 | 2019<br><u>Budget</u> | 2019<br><u>YTD</u><br>Mo. 01 - 11 | 2020<br><u>Budget</u> | 2021<br><u>Budget</u> |
|-----------------------|--|--------------------------------------|-----------------------|-----------------------------------|-----------------------|-----------------------|
| 01-201-000-0000-6151  | Group Health Insurance                 | 195,935                              | 238,116               | 199,521                           | 250,912               | 276,004               |
| 01-201-000-0000-6152  | HSA Contribution                       | 104,904                              | 106,575               | 97,422                            | 108,063               | 108,063               |
| 01-201-000-0000-6153  | Family Insurance Supplement            | 236,802                              | 295,316               | 256,569                           | 272,317               | 299,548               |
| 01-201-000-0000-6154  | Life Insurance                         | 2,986                                | 3,058                 | 2,756                             | 3,058                 | 3,058                 |
| 01-201-000-0000-6155  | Dental Insurance-County Paid           | 8,595                                | 8,059                 | 8,891                             | 10,034                | 10,034                |
| 01-201-000-0000-6156  | Accident Insurance-County Paid         | 2,182                                | 1,981                 | 2,130                             | 2,377                 | 2,377                 |
| 01-201-000-0000-6161  | PERA                                   | 555,207                              | 620,770               | 547,217                           | 651,562               | 676,774               |
| 01-201-000-0000-6171  | FICA                                   | 26,641                               | 27,866                | 22,787                            | 26,289                | 27,238                |
| 01-201-000-0000-6174  | Mandatory Medicare                     | 45,541                               | 49,812                | 45,392                            | 49,781                | 51,699                |
| 01-201-000-0000-6201  | Telephone                              | 1,736                                | 1,800                 | 1,616                             | 1,800                 | 1,800                 |
| 01-201-000-0000-6202  | Cell Phone                             | 20,880                               | 22,100                | 20,173                            | 23,700                | 23,400                |
| 01-201-000-0000-6203  | Postage                                | 2,616                                | 3,000                 | 2,246                             | 3,000                 | 3,000                 |
| 01-201-000-0000-6205  | Freight                                | 366                                  | 500                   | 470                               | 500                   | 500                   |
| 01-201-000-0000-6206  | Data Cards                             | 17,537                               | 18,000                | 17,645                            | 20,700                | 20,700                |
| 01-201-000-0000-6209  | Internet                               | 360                                  | 360                   | 330                               | 360                   | 360                   |
| 01-201-000-0000-6229  | Radio Tower Software & Maintenance     | 81,166                               | 90,866                | 86,477                            | 81,166                | 81,166                |
| 01-201-000-0000-6243  | Membership Dues & Fees                 | 12,243                               | 13,300                | 12,581                            | 13,000                | 13,000                |
| 01-201-000-0000-6244  | Subscriptions                          | 253                                  | 105                   | 107                               | 275                   | 115                   |
| 01-201-000-0000-6245  | State Required Registration or License | 1,620                                | 1,950                 | 1,445                             | 1,800                 | 2,100                 |
| 01-201-000-0000-6251  | Electricity                            | 14,770                               | 15,500                | 12,751                            | 15,500                | 15,500                |
| 01-201-000-0000-6252  | Natural Gas/Propane                    | 2,107                                | 2,200                 | 1,980                             | 2,500                 | 2,500                 |
| 01-201-000-0000-6253  | Water/Sewer                            | 465                                  | 600                   | 776                               | 900                   | 900                   |
| 01-201-000-0000-6257  | Solid Waste Disposal                   | 140                                  | 200                   | 367                               | 200                   | 200                   |
| 01-201-000-0000-6268  | Software Maintenance                   | 20,100                               | 36,000                | 29,519                            | 32,700                | 35,700                |
| 01-201-000-0000-6270  | Software Licensing                     | 87,586                               | 4,750                 | 15,916                            | 14,300                | 7,900                 |
| 01-201-000-0000-6272  | Physician & Medical Fees               | 0                                    | 0                     | 2,660                             | 0                     | 0                     |
| 01-201-000-0000-6278  | Consultant Fees                        | 0                                    | 0                     | 2,800                             | 0                     | 0                     |
| 01-201-000-0000-6282  | Computer Charges                       | 204                                  | 204                   | 0                                 | 204                   | 204                   |
| 01-201-000-0000-6283  | Other Professional Fees                | 269                                  | 250                   | 1,210                             | 2,450                 | 1,250                 |
| 01-201-000-0000-6284  | Contracted Services                    | 35,266                               | 27,050                | 25,601                            | 6,300                 | 1,300                 |
| 01-201-000-0000-6290  | Employment Services-Credit Checks      | 166                                  | 200                   | 1,771                             | 200                   | 200                   |
| 01-201-000-0000-6291  | Employee Medical, Drug & Alcohol Tes   | 0                                    | 2,550                 | 2,550                             | 1,800                 | 1,800                 |
| 01-201-000-0000-6301  | Maintenance Contracts                  | 82,882                               | 87,000                | 82,015                            | 87,500                | 91,875                |
| 01-201-000-0000-6302  | Copies/Copier Maintenance              | 1,683                                | 1,900                 | 1,653                             | 2,500                 | 2,500                 |
| 01-201-000-0000-6303  | Vehicle Maintenance                    | 116,141                              | 97,000                | 96,588                            | 116,000               | 116,000               |
| 01-201-000-0000-6304  | Other Machinery & Equipment Maint      | 20,367                               | 15,000                | 14,530                            | 15,000                | 15,000                |

## USER-SELECTED BUDGET REPORT

01 Fund County General Revenue  
201 Dept Sheriff

Report Basis: Cash

| <u>Account Number</u> | <u>Account Description</u>            | 2018<br><u>Actual</u><br>Mo. 01 - 12 | 2019<br><u>Budget</u> | 2019<br><u>YTD</u><br>Mo. 01 - 11 | 2020<br><u>Budget</u> | 2021<br><u>Budget</u> |
|-----------------------|---------------------------------------|--------------------------------------|-----------------------|-----------------------------------|-----------------------|-----------------------|
| 01-201-000-0000-6305  | Building Maintenance                  | 12,732                               | 1,500                 | 3,592                             | 1,500                 | 1,500                 |
| 01-201-000-0000-6309  | Other-Vehicle or Boat License & Title | 1,690                                | 1,400                 | 1,390                             | 1,700                 | 1,700                 |
| 01-201-000-0000-6315  | Other-Vehicle Costs (Non-County)      | 1,870                                | 2,300                 | 228                               | 2,300                 | 2,300                 |
| 01-201-000-0000-6330  | Transport Fees - Other                | 3,284                                | 500                   | 2,351                             | 2,500                 | 2,500                 |
| 01-201-000-0000-6331  | Mileage & Transportation              | 137                                  | 400                   | 817                               | 700                   | 700                   |
| 01-201-000-0000-6332  | Meals & Lodging                       | 8,484                                | 9,500                 | 10,552                            | 10,500                | 10,500                |
| 01-201-000-0000-6333  | Other Transportation                  | 20                                   | 50                    | 35                                | 50                    | 50                    |
| 01-201-000-0000-6335  | Motor Pool Vehicle Usage              | 143                                  | 200                   | 37                                | 200                   | 200                   |
| 01-201-000-0000-6340  | Radio Tower/Cable Tv                  | 2,388                                | 2,400                 | 2,189                             | 8,100                 | 2,400                 |
| 01-201-000-0000-6342  | Verizon Lease Payment                 | 6,000                                | 6,000                 | 5,500                             | 6,900                 | 6,900                 |
| 01-201-000-0000-6346  | Rentals                               | 0                                    | 0                     | 300                               | 0                     | 0                     |
| 01-201-000-0000-6357  | Conferences/Schools                   | 15,955                               | 30,000                | 33,551                            | 33,000                | 33,000                |
| 01-201-000-0000-6401  | Printing Services                     | 882                                  | 1,200                 | 1,093                             | 1,200                 | 1,200                 |
| 01-201-000-0000-6402  | Copy Machine Paper & Toner            | 3,319                                | 3,200                 | 2,350                             | 3,200                 | 3,200                 |
| 01-201-000-0000-6405  | Office Supplies                       | 3,257                                | 2,500                 | 2,533                             | 3,000                 | 3,000                 |
| 01-201-000-0000-6414  | Food & Beverages                      | 298                                  | 400                   | 535                               | 400                   | 400                   |
| 01-201-000-0000-6416  | Ammunition & Range Fees               | 16,783                               | 20,000                | 18,349                            | 22,800                | 22,800                |
| 01-201-000-0000-6420  | Other General Supplies                | 12,351                               | 12,000                | 10,956                            | 13,000                | 13,000                |
| 01-201-000-0000-6432  | Furniture/Equipment <\$1000           | 5,216                                | 8,000                 | 2,522                             | 9,300                 | 14,000                |
| 01-201-000-0000-6434  | Medical Supplies                      | 619                                  | 1,000                 | 2,227                             | 1,000                 | 1,000                 |
| 01-201-000-0000-6452  | Ledgers, Reference, & Law Books       | 0                                    | 50                    | 0                                 | 0                     | 0                     |
| 01-201-000-0000-6453  | Sheriffs Personnel Uniforms           | 3,217                                | 10,000                | 22,665                            | 8,500                 | 8,500                 |
| 01-201-000-0000-6454  | Sheriffs Personnel Equipment          | 2,283                                | 7,650                 | 6,561                             | 10,950                | 4,550                 |
| 01-201-000-0000-6480  | Equipment/Furniture<\$5,000           | 27,638                               | 12,800                | 11,833                            | 14,300                | 8,300                 |
| 01-201-000-0000-6565  | Diesel Fuel                           | 886                                  | 800                   | 1,651                             | 1,000                 | 1,000                 |
| 01-201-000-0000-6567  | Gasoline (Unleaded)                   | 126,365                              | 132,400               | 112,187                           | 130,000               | 130,000               |
| 01-201-000-0000-6663  | Vehicles Purchased                    | 0                                    | 0                     | 47,849                            | 0                     | 0                     |
| 01-201-000-0000-6850  | Miscellaneous Expense                 | 355                                  | 0                     | 0                                 | 0                     | 0                     |
| 01-201-000-0000-6851  | K-9 Expenses                          | 5,001                                | 5,500                 | 3,432                             | 5,500                 | 5,500                 |
| 01-201-000-0000-6855  | Forensic Expenses                     | 405                                  | 2,000                 | 1,346                             | 2,000                 | 2,000                 |
| 01-201-000-0000-6867  | Emergency Response Team Expenses      | 2,754                                | 3,000                 | 2,962                             | 3,000                 | 3,600                 |
| 01-201-000-0000-6870  | Investigative Expenditures            | 8,908                                | 11,000                | 9,348                             | 12,000                | 12,000                |
| 01-201-000-0000-6883  | Crime Prevention Expenses             | 4,630                                | 5,500                 | 7,497                             | 10,000                | 10,000                |
| 01-201-000-0000-6897  | Other Agency Grant Reimbursements     | 12,713                               | 11,000                | 12,098                            | 12,000                | 12,000                |
| 01-201-000-0000-6997  | Transfers Out                         | 18,541 -                             | 7,900 -               | 11,553 -                          | 0                     | 0                     |
| 01-201-000-0000-6999  | Future Fund Balance                   | 0                                    | 15,000                | 0                                 | 15,000                | 15,000                |



## USER-SELECTED BUDGET REPORT

01 Fund County General Revenue  
201 Dept Sheriff

Report Basis: Cash

| <u>Account Number</u> |            | <u>Account Description</u>       | 2018<br><u>Actual</u><br>Mo. 01 - 12 | 2019<br><u>Budget</u> | 2019<br><u>YTD</u><br>Mo. 01 - 11 | 2020<br><u>Budget</u> | 2021<br><u>Budget</u> |                    |
|-----------------------|------------|----------------------------------|--------------------------------------|-----------------------|-----------------------------------|-----------------------|-----------------------|--------------------|
| <b>Program</b>        | <b>000</b> | Undesignated                     | <b>Revenue</b>                       | <b>1,195,050 -</b>    | <b>1,125,478 -</b>                | <b>1,118,976 -</b>    | <b>1,128,395 -</b>    | <b>1,215,239 -</b> |
|                       |            |                                  | <b>Expend.</b>                       | <b>5,655,978</b>      | <b>6,038,416</b>                  | <b>5,422,444</b>      | <b>6,094,626</b>      | <b>6,306,747</b>   |
|                       |            |                                  | <b>Net</b>                           | <b>4,460,928</b>      | <b>4,912,938</b>                  | <b>4,303,468</b>      | <b>4,966,231</b>      | <b>5,091,508</b>   |
| 01-201-130-0000-5479  |            | Dui-Forfeiture Fees              | 4,566 -                              | 2,000 -               | 6,703 -                           | 3,000 -               | 3,000 -               |                    |
| 01-201-130-0000-6882  |            | Forfeiture Fund Expenses         | 0                                    | 0                     | 209                               | 0                     | 0                     |                    |
| 01-201-130-0000-6997  |            | Transfers Out-Sheriff Forfeiture | 4,566                                | 2,000                 | 0                                 | 3,000                 | 3,000                 |                    |
| <b>Program</b>        | <b>130</b> | Forfeiture Funds                 | <b>Revenue</b>                       | <b>4,566 -</b>        | <b>2,000 -</b>                    | <b>6,703 -</b>        | <b>3,000 -</b>        | <b>3,000 -</b>     |
|                       |            |                                  | <b>Expend.</b>                       | <b>4,566</b>          | <b>2,000</b>                      | <b>209</b>            | <b>3,000</b>          | <b>3,000</b>       |
|                       |            |                                  | <b>Net</b>                           | <b>0</b>              | <b>0</b>                          | <b>6,494 -</b>        | <b>0</b>              | <b>0</b>           |
| 01-201-230-0000-5537  |            | Counteract                       | 4,403 -                              | 2,500 -               | 3,231 -                           | 4,300 -               | 4,300 -               |                    |
| 01-201-230-0000-6420  |            | Other General Supplies           | 431                                  | 2,500                 | 451                               | 4,300                 | 4,300                 |                    |
| <b>Program</b>        | <b>230</b> | Counteract                       | <b>Revenue</b>                       | <b>4,403 -</b>        | <b>2,500 -</b>                    | <b>3,231 -</b>        | <b>4,300 -</b>        | <b>4,300 -</b>     |
|                       |            |                                  | <b>Expend.</b>                       | <b>431</b>            | <b>2,500</b>                      | <b>451</b>            | <b>4,300</b>          | <b>4,300</b>       |
|                       |            |                                  | <b>Net</b>                           | <b>3,972 -</b>        | <b>0</b>                          | <b>2,780 -</b>        | <b>0</b>              | <b>0</b>           |
| 01-201-233-0000-5610  |            | Contributions & Donations        | 8,100 -                              | 0                     | 0                                 | 0                     | 0                     |                    |
| 01-201-233-0000-6851  |            | K-9 Donation Expense             | 2,128                                | 0                     | 0                                 | 0                     | 0                     |                    |
| <b>Program</b>        | <b>233</b> | K-9 Donations                    | <b>Revenue</b>                       | <b>8,100 -</b>        | <b>0</b>                          | <b>0</b>              | <b>0</b>              | <b>0</b>           |
|                       |            |                                  | <b>Expend.</b>                       | <b>2,128</b>          | <b>0</b>                          | <b>0</b>              | <b>0</b>              | <b>0</b>           |
|                       |            |                                  | <b>Net</b>                           | <b>5,972 -</b>        | <b>0</b>                          | <b>0</b>              | <b>0</b>              | <b>0</b>           |
| 01-201-238-0000-5130  |            | Gun Permits                      | 54,285 -                             | 48,000 -              | 39,855 -                          | 48,000 -              | 48,000 -              |                    |
| 01-201-238-0000-5947  |            | Salary Transfer To Operating     | 48,785                               | 33,500                | 27,515                            | 0                     | 0                     |                    |
| 01-201-238-0000-6203  |            | Postage                          | 0                                    | 50                    | 0                                 | 0                     | 0                     |                    |
| 01-201-238-0000-6332  |            | Meals & Lodging                  | 416                                  | 0                     | 0                                 | 200                   | 200                   |                    |
| 01-201-238-0000-6357  |            | Conferences/Schools/Workshops    | 260                                  | 0                     | 0                                 | 130                   | 130                   |                    |
| 01-201-238-0000-6405  |            | Office Supplies                  | 0                                    | 300                   | 0                                 | 300                   | 300                   |                    |
| 01-201-238-0000-6420  |            | Other General Supplies           | 978                                  | 1,200                 | 586                               | 1,200                 | 1,200                 |                    |
| 01-201-238-0000-6432  |            | Other Furn & Equipment           | 0                                    | 900                   | 0                                 | 0                     | 0                     |                    |
| 01-201-238-0000-6480  |            | Equipment/Furniture<\$5,000      | 0                                    | 0                     | 3,350                             | 0                     | 900                   |                    |
| 01-201-238-0000-6850  |            | Refunds                          | 890                                  | 1,500                 | 445                               | 500                   | 500                   |                    |
| 01-201-238-0000-6997  |            | Transfers Out - Intra Fund       | 0                                    | 0                     | 0                                 | 31,000                | 31,000                |                    |
| 01-201-238-0000-6999  |            | Future Fund Balance-Gun Permits  | 0                                    | 10,550                | 0                                 | 14,670                | 13,770                |                    |
| <b>Program</b>        | <b>238</b> | Gun Permits                      | <b>Revenue</b>                       | <b>5,500 -</b>        | <b>14,500 -</b>                   | <b>12,340 -</b>       | <b>48,000 -</b>       | <b>48,000 -</b>    |
|                       |            |                                  | <b>Expend.</b>                       | <b>2,544</b>          | <b>14,500</b>                     | <b>4,381</b>          | <b>48,000</b>         | <b>48,000</b>      |
|                       |            |                                  | <b>Net</b>                           | <b>2,956 -</b>        | <b>0</b>                          | <b>7,959 -</b>        | <b>0</b>              | <b>0</b>           |

ABENCK  
12/5/2019 8:30:47AM

# Goodhue County



## USER-SELECTED BUDGET REPORT

01 Fund County General Revenue

Report Basis: Cash

201 Dept Sheriff

|             |            |         | 2018               | 2019          | 2019               | 2020          | 2021          |             |
|-------------|------------|---------|--------------------|---------------|--------------------|---------------|---------------|-------------|
|             |            |         | <u>Actual</u>      | <u>Budget</u> | <u>YTD</u>         | <u>Budget</u> | <u>Budget</u> |             |
|             |            |         | <u>Mo. 01 - 12</u> |               | <u>Mo. 01 - 11</u> |               |               |             |
| <b>Dept</b> | <b>201</b> | Sheriff | <b>Revenue</b>     | 1,217,619 -   | 1,144,478 -        | 1,141,250 -   | 1,183,695 -   | 1,270,539 - |
|             |            |         | <b>Expend.</b>     | 5,665,647     | 6,057,416          | 5,427,485     | 6,149,926     | 6,362,047   |
|             |            |         | <b>Net</b>         | 4,448,028     | 4,912,938          | 4,286,235     | 4,966,231     | 5,091,508   |

ABENCK  
12/5/2019 8:30:47AM

# Goodhue County



## USER-SELECTED BUDGET REPORT

01 Fund County General Revenue

Report Basis: Cash

203 Dept Sheriffs Contingent - Fines

| <u>Account Number</u> |            | <u>Account Description</u>        | 2018<br><u>Actual</u><br>Mo. 01 - 12 | 2019<br><u>Budget</u> | 2019<br><u>YTD</u><br>Mo. 01 - 11 | 2020<br><u>Budget</u> | 2021<br><u>Budget</u> |
|-----------------------|------------|-----------------------------------|--------------------------------------|-----------------------|-----------------------------------|-----------------------|-----------------------|
| 01-203-000-0000-5536  |            | Fines-Sheriff Contingent          | 6,547 -                              | 6,500 -               | 5,233 -                           | 6,500 -               | 6,500 -               |
| 01-203-000-0000-6997  |            | Transfers Out-Sheriff Contingency | 6,696                                | 6,500                 | 0                                 | 6,500                 | 6,500                 |
| <b>Program</b>        | <b>000</b> | Undesignated                      | <b>Revenue</b>                       | <b>6,547 -</b>        | <b>6,500 -</b>                    | <b>5,233 -</b>        | <b>6,500 -</b>        |
|                       |            |                                   | <b>Expend.</b>                       | <b>6,696</b>          | <b>0</b>                          | <b>6,500</b>          | <b>6,500</b>          |
|                       |            |                                   | <b>Net</b>                           | <b>149</b>            | <b>0</b>                          | <b>0</b>              | <b>0</b>              |
| <b>Dept</b>           | <b>203</b> | Sheriffs Contingent - Fines       | <b>Revenue</b>                       | <b>6,547 -</b>        | <b>6,500 -</b>                    | <b>5,233 -</b>        | <b>6,500 -</b>        |
|                       |            |                                   | <b>Expend.</b>                       | <b>6,696</b>          | <b>0</b>                          | <b>6,500</b>          | <b>6,500</b>          |
|                       |            |                                   | <b>Net</b>                           | <b>149</b>            | <b>0</b>                          | <b>0</b>              | <b>0</b>              |

## USER-SELECTED BUDGET REPORT

01 Fund County General Revenue  
205 Dept Sheriff-Seasonal

Report Basis: Cash

| <u>Account Number</u> | <u>Account Description</u>            | 2018<br><u>Actual</u><br>Mo. 01 - 12 | 2019<br><u>Budget</u> | 2019<br><u>YTD</u><br>Mo. 01 - 11 | 2020<br><u>Budget</u> | 2021<br><u>Budget</u> |
|-----------------------|---------------------------------------|--------------------------------------|-----------------------|-----------------------------------|-----------------------|-----------------------|
| 01-205-000-0000-5265  | DNR-Boat & Water Safety Grant         | 22,537 -                             | 22,537 -              | 24,989 -                          | 24,989 -              | 24,989 -              |
| 01-205-000-0000-5390  | 97.012 Boating Safety Equipment Grant | 0                                    | 10,928 -              | 0                                 | 13,125 -              | 13,125 -              |
| 01-205-000-0000-5391  | 97.012 Boating Safety Patrol Grant    | 5,875 -                              | 5,875 -               | 5,875 -                           | 5,875 -               | 5,875 -               |
| 01-205-000-0000-5396  | 97.056 Port Security Grant Program    | 0                                    | 69,036 -              | 69,036 -                          | 0                     | 0                     |
| 01-205-000-0000-6101  | Salaries & Wages - Permanent          | 132,261                              | 137,646               | 105,764                           | 136,475               | 142,646               |
| 01-205-000-0000-6103  | Salaries & Wages-Part Time w/o Bene   | 13,382                               | 15,204                | 6,319                             | 15,582                | 15,582                |
| 01-205-000-0000-6104  | Salaries & Wages - Overtime           | 8,749                                | 8,000                 | 4,899                             | 8,000                 | 8,000                 |
| 01-205-000-0000-6114  | Salaries & Wages-Holiday Pay          | 6,448                                | 6,763                 | 6,768                             | 7,000                 | 7,000                 |
| 01-205-000-0000-6118  | Salaries & Wages - Uniform Allowance  | 1,885                                | 1,885                 | 1,649                             | 1,885                 | 1,885                 |
| 01-205-000-0000-6151  | Group Health Insurance                | 12,623                               | 8,359                 | 10,216                            | 13,337                | 14,671                |
| 01-205-000-0000-6152  | HSA Contribution                      | 4,405                                | 3,915                 | 4,339                             | 6,318                 | 6,318                 |
| 01-205-000-0000-6153  | Family Insurance Supplement           | 0                                    | 20,423                | 0                                 | 0                     | 0                     |
| 01-205-000-0000-6154  | Life Insurance                        | 118                                  | 119                   | 87                                | 119                   | 119                   |
| 01-205-000-0000-6155  | Dental Insurance-County Paid          | 320                                  | 0                     | 433                               | 707                   | 707                   |
| 01-205-000-0000-6156  | Accident Insurance-County Paid        | 111                                  | 0                     | 147                               | 231                   | 231                   |
| 01-205-000-0000-6161  | PERA                                  | 25,908                               | 28,410                | 20,986                            | 29,569                | 30,661                |
| 01-205-000-0000-6171  | FICA                                  | 57                                   | 0                     | 138                               | 0                     | 0                     |
| 01-205-000-0000-6174  | Mandatory Medicare                    | 2,307                                | 2,430                 | 1,803                             | 2,422                 | 2,512                 |
| 01-205-000-0000-6202  | Cell Phone                            | 1,045                                | 1,045                 | 789                               | 1,056                 | 1,056                 |
| 01-205-000-0000-6206  | Data Cards                            | 1,260                                | 1,260                 | 1,314                             | 1,440                 | 1,440                 |
| 01-205-000-0000-6270  | Software Licensing                    | 5                                    | 0                     | 0                                 | 0                     | 0                     |
| 01-205-000-0000-6291  | Employee Medical, Drug & Alcohol Tes  | 739                                  | 850                   | 883                               | 900                   | 900                   |
| 01-205-000-0000-6303  | Vehicle Maintenance                   | 7,471                                | 5,500                 | 1,163                             | 3,000                 | 3,000                 |
| 01-205-000-0000-6304  | Other Machinery & Equipment Maint     | 11,575                               | 5,000                 | 2,816                             | 5,000                 | 5,000                 |
| 01-205-000-0000-6305  | Building Maintenance                  | 0                                    | 0                     | 92                                | 0                     | 0                     |
| 01-205-000-0000-6309  | Other-Vehicle or Boat License & Title | 241                                  | 0                     | 0                                 | 250                   | 0                     |
| 01-205-000-0000-6332  | Meals & Lodging                       | 0                                    | 200                   | 0                                 | 300                   | 300                   |
| 01-205-000-0000-6357  | Conferences/Schools                   | 0                                    | 500                   | 575                               | 700                   | 700                   |
| 01-205-000-0000-6401  | Printing Services                     | 0                                    | 150                   | 0                                 | 0                     | 0                     |
| 01-205-000-0000-6414  | Food & Beverages                      | 13                                   | 0                     | 0                                 | 0                     | 0                     |
| 01-205-000-0000-6420  | Other General Supplies                | 506                                  | 2,000                 | 526                               | 2,000                 | 2,000                 |
| 01-205-000-0000-6432  | Furniture/Equipment <\$1000           | 401                                  | 2,880                 | 1,819                             | 2,000                 | 2,000                 |
| 01-205-000-0000-6453  | Personnel Uniforms                    | 611                                  | 600                   | 919                               | 650                   | 650                   |
| 01-205-000-0000-6454  | Sheriff's Personnel Equipment         | 0                                    | 0                     | 90                                | 0                     | 0                     |
| 01-205-000-0000-6480  | Equipment/Furniture<\$5,000           | 0                                    | 0                     | 9,482                             | 0                     | 0                     |
| 01-205-000-0000-6561  | Motor Oil & Lubricants                | 1,660                                | 0                     | 0                                 | 200                   | 200                   |

# Goodhue County



## USER-SELECTED BUDGET REPORT

01 Fund County General Revenue  
205 Dept Sheriff-Seasonal

Report Basis: Cash

| <u>Account Number</u> | <u>Account Description</u>              | 2018<br><u>Actual</u><br>Mo. 01 - 12 | 2019<br><u>Budget</u> | 2019<br><u>YTD</u><br>Mo. 01 - 11 | 2020<br><u>Budget</u> | 2021<br><u>Budget</u> |
|-----------------------|---|--------------------------------------|-----------------------|-----------------------------------|-----------------------|-----------------------|
| 01-205-000-0000-6565  | Diesel Fuel                             | 6,974                                | 8,500                 | 5,103                             | 7,500                 | 7,500                 |
| 01-205-000-0000-6567  | Gasoline (Unleaded)                     | 2,698                                | 4,000                 | 2,070                             | 4,000                 | 4,000                 |
| 01-205-000-0000-6669  | Equipment/Furniture>=5,000              | 0                                    | 86,571                | 62,190                            | 17,000                | 0                     |
| <b>Program 000</b>    | Undesignated                            | <b>Revenue 28,412 -</b>              | <b>108,376 -</b>      | <b>99,900 -</b>                   | <b>43,989 -</b>       | <b>43,989 -</b>       |
|                       |   | <b>Expend. 243,773</b>               | <b>352,210</b>        | <b>253,379</b>                    | <b>267,641</b>        | <b>259,078</b>        |
|                       |   | <b>Net 215,361</b>                   | <b>243,834</b>        | <b>153,479</b>                    | <b>223,652</b>        | <b>215,089</b>        |
| 01-205-234-0000-6304  | Other Machinery & Equipment Maint       | 828                                  | 1,020                 | 1,955                             | 1,200                 | 1,200                 |
| 01-205-234-0000-6309  | Other - Vehicle or Boat License & Title | 16                                   | 0                     | 0                                 | 16                    | 0                     |
| 01-205-234-0000-6332  | Meals & Lodging                         | 0                                    | 0                     | 0                                 | 400                   | 0                     |
| 01-205-234-0000-6333  | Other Transportation                    | 0                                    | 100                   | 20                                | 0                     | 0                     |
| 01-205-234-0000-6346  | Rents & Leases-Other                    | 913                                  | 600                   | 250                               | 1,000                 | 1,000                 |
| 01-205-234-0000-6357  | Conferences/Schools                     | 910                                  | 1,000                 | 0                                 | 1,000                 | 3,300                 |
| 01-205-234-0000-6414  | Food & Beverages                        | 172                                  | 100                   | 0                                 | 200                   | 200                   |
| 01-205-234-0000-6420  | Other General Supplies                  | 1,079                                | 1,950                 | 789                               | 1,200                 | 1,200                 |
| 01-205-234-0000-6432  | Furniture/Equipment <\$1000             | 0                                    | 936                   | 852                               | 3,550                 | 1,000                 |
| 01-205-234-0000-6453  | Personnel Uniforms                      | 560                                  | 0                     | 0                                 | 0                     | 0                     |
| 01-205-234-0000-6454  | Sheriff's Personnel Equipment           | 0                                    | 0                     | 626                               | 0                     | 0                     |
| <b>Program 234</b>    | Dive Team                               | <b>Revenue 0</b>                     | <b>0</b>              | <b>0</b>                          | <b>0</b>              | <b>0</b>              |
|                       |   | <b>Expend. 4,478</b>                 | <b>5,706</b>          | <b>4,492</b>                      | <b>8,566</b>          | <b>7,900</b>          |
|                       |   | <b>Net 4,478</b>                     | <b>5,706</b>          | <b>4,492</b>                      | <b>8,566</b>          | <b>7,900</b>          |
| 01-205-235-0000-5264  | DNR-Snowmobile Safety Enforcement       | 4,791 -                              | 4,791 -               | 4,791 -                           | 3,705 -               | 4,800 -               |
| 01-205-235-0000-6101  | Salaries & Wages - Permanent            | 4,990                                | 4,392                 | 6,194                             | 4,513                 | 4,625                 |
| 01-205-235-0000-6104  | Salaries & Wages - Overtime             | 1,422                                | 0                     | 1,189                             | 1,200                 | 1,200                 |
| 01-205-235-0000-6151  | Group Health Insurance                  | 687                                  | 557                   | 730                               | 421                   | 463                   |
| 01-205-235-0000-6152  | HSA Contribution                        | 214                                  | 81                    | 257                               | 200                   | 200                   |
| 01-205-235-0000-6154  | Life Insurance                          | 5                                    | 4                     | 5                                 | 4                     | 4                     |
| 01-205-235-0000-6155  | Dental Insurance-County Paid            | 30                                   | 0                     | 25                                | 22                    | 22                    |
| 01-205-235-0000-6156  | Accident Insurance-County Paid          | 10                                   | 0                     | 8                                 | 7                     | 7                     |
| 01-205-235-0000-6161  | PERA                                    | 1,039                                | 744                   | 1,251                             | 1,011                 | 1,031                 |
| 01-205-235-0000-6174  | Mandatory Medicare                      | 91                                   | 64                    | 105                               | 83                    | 85                    |
| 01-205-235-0000-6304  | Other Machinery & Equipment Maint       | 0                                    | 1,000                 | 364                               | 1,000                 | 1,000                 |
| 01-205-235-0000-6309  | Other-Vehicle or Boat License & Title   | 16                                   | 0                     | 0                                 | 16                    | 0                     |
| 01-205-235-0000-6401  | Printing Services                       | 0                                    | 300                   | 235                               | 0                     | 0                     |
| 01-205-235-0000-6420  | Other General Supplies                  | 0                                    | 300                   | 414                               | 300                   | 300                   |
| 01-205-235-0000-6432  | Other Furniture And Equipment           | 0                                    | 0                     | 134                               | 0                     | 0                     |

# Goodhue County



## USER-SELECTED BUDGET REPORT

01 Fund County General Revenue  
205 Dept Sheriff-Seasonal

Report Basis: Cash

|                      |                                       | 2018                    | 2019             | 2019             | 2020            | 2021            |
|----------------------|---------------------------------------|-------------------------|------------------|------------------|-----------------|-----------------|
|                      |                                       | Actual                  | Budget           | YTD              | Budget          | Budget          |
|                      |                                       | Mo. 01 - 12             |                  | Mo. 01 - 11      |                 |                 |
| Account Number       | Account Description                   |                         |                  |                  |                 |                 |
| 01-205-235-0000-6561 | Motor Oil & Lubricants                | 0                       | 50               | 0                | 50              | 50              |
| 01-205-235-0000-6567 | Gasoline (Unleaded)                   | 127                     | 200              | 160              | 200             | 200             |
| <b>Program 235</b>   | <b>Snowmobile</b>                     | <b>Revenue 4,791 -</b>  | <b>4,791 -</b>   | <b>4,791 -</b>   | <b>3,705 -</b>  | <b>4,800 -</b>  |
|                      |                                       | <b>Expend. 8,631</b>    | <b>7,692</b>     | <b>11,071</b>    | <b>9,027</b>    | <b>9,187</b>    |
|                      |                                       | <b>Net 3,840</b>        | <b>2,901</b>     | <b>6,280</b>     | <b>5,322</b>    | <b>4,387</b>    |
| 01-205-236-0000-5262 | DNR-Off Hwy Vehicle Enforcement (A`   | 5,870 -                 | 7,356 -          | 5,605 -          | 5,151 -         | 5,151 -         |
| 01-205-236-0000-6101 | Salaries & Wages - Permanent          | 1,952                   | 3,153            | 666              | 3,240           | 3,321           |
| 01-205-236-0000-6103 | Salaries & Wages-Part Time w/o Bene   | 492                     | 0                | 0                | 0               | 0               |
| 01-205-236-0000-6104 | Salaries & Wages - Overtime           | 492                     | 0                | 805              | 500             | 500             |
| 01-205-236-0000-6151 | Group Health Insurance                | 253                     | 372              | 103              | 281             | 309             |
| 01-205-236-0000-6152 | HSA Contribution                      | 56                      | 54               | 63               | 133             | 133             |
| 01-205-236-0000-6154 | Life Insurance                        | 1                       | 3                | 1                | 3               | 3               |
| 01-205-236-0000-6155 | Dental Insurance-County Paid          | 2                       | 0                | 5                | 15              | 15              |
| 01-205-236-0000-6156 | Accident Insurance-County Paid        | 1                       | 0                | 2                | 5               | 5               |
| 01-205-236-0000-6161 | PERA                                  | 476                     | 534              | 249              | 662             | 676             |
| 01-205-236-0000-6174 | Mandatory Medicare                    | 41                      | 46               | 21               | 54              | 56              |
| 01-205-236-0000-6270 | Software Licensing                    | 180                     | 0                | 0                | 200             | 200             |
| 01-205-236-0000-6303 | Vehicle Maintenance                   | 1,918                   | 0                | 0                | 0               | 0               |
| 01-205-236-0000-6304 | Other Machinery & Equipment Maint     | 1,589                   | 1,000            | 209              | 1,000           | 1,000           |
| 01-205-236-0000-6309 | Other-Vehicle or Boat License & Title | 32                      | 0                | 0                | 32              | 0               |
| 01-205-236-0000-6401 | Printing Services                     | 0                       | 300              | 235              | 0               | 0               |
| 01-205-236-0000-6420 | Other General Supplies                | 0                       | 1,795            | 231              | 1,500           | 1,500           |
| 01-205-236-0000-6567 | Gasoline (Unleaded)                   | 47                      | 100              | 25               | 100             | 100             |
| <b>Program 236</b>   | <b>ATV</b>                            | <b>Revenue 5,870 -</b>  | <b>7,356 -</b>   | <b>5,605 -</b>   | <b>5,151 -</b>  | <b>5,151 -</b>  |
|                      |                                       | <b>Expend. 7,532</b>    | <b>7,357</b>     | <b>2,615</b>     | <b>7,725</b>    | <b>7,818</b>    |
|                      |                                       | <b>Net 1,662</b>        | <b>1</b>         | <b>2,990 -</b>   | <b>2,574</b>    | <b>2,667</b>    |
| <b>Dept 205</b>      | <b>Sheriff-Seasonal</b>               | <b>Revenue 39,073 -</b> | <b>120,523 -</b> | <b>110,296 -</b> | <b>52,845 -</b> | <b>53,940 -</b> |
|                      |                                       | <b>Expend. 264,414</b>  | <b>372,965</b>   | <b>271,557</b>   | <b>292,959</b>  | <b>283,983</b>  |
|                      |                                       | <b>Net 225,341</b>      | <b>252,442</b>   | <b>161,261</b>   | <b>240,114</b>  | <b>230,043</b>  |

## USER-SELECTED BUDGET REPORT

01 Fund County General Revenue

Report Basis: Cash

207 Dept Adult Detention Center

| <u>Account Number</u> | <u>Account Description</u>             | 2018<br><u>Actual</u><br>Mo. 01 - 12 | 2019<br><u>Budget</u> | 2019<br><u>YTD</u><br>Mo. 01 - 11 | 2020<br><u>Budget</u> | 2021<br><u>Budget</u> |
|-----------------------|--|--------------------------------------|-----------------------|-----------------------------------|-----------------------|-----------------------|
| 01-207-000-0000-5321  | 16.606 Criminal Alien Assistance SCA.  | 0                                    | 4,500 -               | 3,875 -                           | 4,500 -               | 4,500 -               |
| 01-207-000-0000-5401  | STS Charges                            | 23,100 -                             | 30,000 -              | 13,950 -                          | 0                     | 0                     |
| 01-207-000-0000-5450  | Pay to Stay Fees                       | 33,017 -                             | 24,000 -              | 30,866 -                          | 30,000 -              | 30,000 -              |
| 01-207-000-0000-5469  | Weekender Fees                         | 3,767 -                              | 4,700 -               | 3,060 -                           | 3,900 -               | 3,200 -               |
| 01-207-000-0000-5470  | Board of Huber Law Detainees           | 20,030 -                             | 26,400 -              | 15,030 -                          | 17,500 -              | 28,000 -              |
| 01-207-000-0000-5471  | Booking Fees                           | 7,760 -                              | 8,000 -               | 6,168 -                           | 7,600 -               | 7,500 -               |
| 01-207-000-0000-5472  | Detainee Board-County                  | 18,200 -                             | 18,000 -              | 5,850 -                           | 9,100 -               | 0                     |
| 01-207-000-0000-5473  | Detainee Board-State                   | 756,781 -                            | 717,000 -             | 527,668 -                         | 686,000 -             | 565,000 -             |
| 01-207-000-0000-5480  | Other Charges For Services             | 4,395 -                              | 4,200 -               | 3,520 -                           | 4,400 -               | 4,200 -               |
| 01-207-000-0000-5852  | STS Reimbursements-City of RW          | 56,047 -                             | 59,400 -              | 29,205 -                          | 0                     | 0                     |
| 01-207-000-0000-5859  | Incentive Payments (SSA)               | 2,000 -                              | 1,000 -               | 2,900 -                           | 3,100 -               | 4,400 -               |
| 01-207-000-0000-6101  | Salaries & Wages - Permanent           | 2,546,124                            | 2,721,765             | 2,364,126                         | 2,761,684             | 2,902,831             |
| 01-207-000-0000-6102  | Salaries & Wages-Part Time w/ Benefi   | 19,543                               | 21,070                | 17,522                            | 19,479                | 20,883                |
| 01-207-000-0000-6104  | Salaries & Wages - Overtime            | 116,942                              | 120,000               | 76,246                            | 100,000               | 100,000               |
| 01-207-000-0000-6114  | Salaries & Wages - Holiday Pay         | 87,712                               | 103,469               | 90,561                            | 95,000                | 95,000                |
| 01-207-000-0000-6118  | Salaries & Wages - Uniform Allowance   | 36,333                               | 43,888                | 33,823                            | 40,000                | 40,000                |
| 01-207-000-0000-6151  | Group Health Insurance                 | 226,364                              | 270,636               | 239,745                           | 302,686               | 332,954               |
| 01-207-000-0000-6152  | HSA Contribution                       | 115,750                              | 126,175               | 107,569                           | 133,875               | 133,875               |
| 01-207-000-0000-6153  | Family Insurance Supplement            | 126,795                              | 173,182               | 106,830                           | 153,340               | 168,674               |
| 01-207-000-0000-6154  | Life Insurance                         | 2,984                                | 3,120                 | 2,756                             | 3,120                 | 3,120                 |
| 01-207-000-0000-6155  | Dental Insurance-County Paid           | 12,125                               | 13,259                | 11,476                            | 15,428                | 15,428                |
| 01-207-000-0000-6156  | Accident Insurance-County Paid         | 2,790                                | 3,593                 | 2,871                             | 3,990                 | 3,990                 |
| 01-207-000-0000-6161  | PERA                                   | 241,770                              | 258,658               | 222,090                           | 259,523               | 271,962               |
| 01-207-000-0000-6171  | FICA                                   | 161,497                              | 183,911               | 150,472                           | 184,522               | 193,360               |
| 01-207-000-0000-6174  | Mandatory Medicare                     | 38,661                               | 43,011                | 36,045                            | 43,154                | 45,221                |
| 01-207-000-0000-6202  | Cell Phone                             | 2,581                                | 2,600                 | 2,100                             | 2,600                 | 2,600                 |
| 01-207-000-0000-6203  | Postage                                | 0                                    | 0                     | 440                               | 0                     | 0                     |
| 01-207-000-0000-6243  | Membership Dues & Fees                 | 167                                  | 150                   | 0                                 | 120                   | 120                   |
| 01-207-000-0000-6244  | Subscriptions                          | 284                                  | 285                   | 0                                 | 250                   | 250                   |
| 01-207-000-0000-6245  | State Required Registration or License | 0                                    | 0                     | 240                               | 140                   | 140                   |
| 01-207-000-0000-6257  | Solid Waste Disposal                   | 4,841                                | 5,400                 | 4,853                             | 5,400                 | 5,400                 |
| 01-207-000-0000-6258  | Electronics Disposal                   | 0                                    | 150                   | 190                               | 200                   | 200                   |
| 01-207-000-0000-6268  | Software Maintenance                   | 12,805                               | 13,500                | 13,445                            | 13,500                | 14,175                |
| 01-207-000-0000-6270  | Software Licensing                     | 0                                    | 120                   | 0                                 | 0                     | 0                     |
| 01-207-000-0000-6272  | Physician & Medical Fees               | 447,812                              | 480,000               | 472,981                           | 480,000               | 485,000               |
| 01-207-000-0000-6278  | Consultant Fees                        | 880                                  | 1,210                 | 2,611                             | 1,672                 | 1,958                 |

## USER-SELECTED BUDGET REPORT

01 Fund County General Revenue

Report Basis: Cash

207 Dept Adult Detention Center

| <u>Account Number</u> | <u>Account Description</u>            | 2018<br><u>Actual</u><br>Mo. 01 - 12 | 2019<br><u>Budget</u> | 2019<br><u>YTD</u><br>Mo. 01 - 11 | 2020<br><u>Budget</u> | 2021<br><u>Budget</u> |
|-----------------------|---------------------------------------|--------------------------------------|-----------------------|-----------------------------------|-----------------------|-----------------------|
| 01-207-000-0000-6283  | Other Professional Fees               | 2,256                                | 2,300                 | 2,624                             | 2,300                 | 2,300                 |
| 01-207-000-0000-6284  | Contracted Services                   | 0                                    | 0                     | 0                                 | 12,000                | 0                     |
| 01-207-000-0000-6291  | Employee Medical, Drug & Alcohol Tes  | 4,480                                | 5,100                 | 9,488                             | 6,800                 | 6,800                 |
| 01-207-000-0000-6301  | Maintenance Contracts                 | 47,736                               | 45,985                | 39,717                            | 39,700                | 29,500                |
| 01-207-000-0000-6302  | Copies/Copier Maintenance             | 8,233                                | 8,400                 | 7,823                             | 9,400                 | 9,400                 |
| 01-207-000-0000-6303  | Vehicle Maintenance                   | 221                                  | 200                   | 644                               | 0                     | 0                     |
| 01-207-000-0000-6304  | Other Machinery & Equipment Maint     | 10,342                               | 10,000                | 9,066                             | 10,000                | 10,000                |
| 01-207-000-0000-6305  | Building Maintenance                  | 12,928                               | 8,000                 | 2,675                             | 8,000                 | 8,000                 |
| 01-207-000-0000-6309  | Other-Vehicle or Boat License & Title | 16                                   | 16                    | 0                                 | 0                     | 0                     |
| 01-207-000-0000-6330  | Transport Fees - Other                | 469                                  | 0                     | 0                                 | 0                     | 0                     |
| 01-207-000-0000-6331  | Mileage & Transportation              | 72                                   | 0                     | 24                                | 100                   | 100                   |
| 01-207-000-0000-6332  | Meals & Lodging                       | 7,862                                | 6,200                 | 3,123                             | 5,000                 | 5,000                 |
| 01-207-000-0000-6335  | Motor Pool Vehicle Usage              | 1,216                                | 1,400                 | 816                               | 2,000                 | 2,000                 |
| 01-207-000-0000-6346  | Rentals                               | 0                                    | 0                     | 625                               | 1,500                 | 1,500                 |
| 01-207-000-0000-6350  | Sentence To Serve                     | 219,326                              | 229,100               | 229,664                           | 0                     | 0                     |
| 01-207-000-0000-6357  | Conferences/Schools                   | 15,083                               | 16,000                | 12,942                            | 14,000                | 14,000                |
| 01-207-000-0000-6358  | Detainee Board                        | 4,984                                | 5,100                 | 11,705                            | 5,000                 | 5,000                 |
| 01-207-000-0000-6366  | Detainee Laundry                      | 22,987                               | 22,955                | 21,125                            | 23,234                | 23,234                |
| 01-207-000-0000-6402  | Copy Machine Paper & Toner            | 1,778                                | 2,000                 | 2,268                             | 2,000                 | 2,000                 |
| 01-207-000-0000-6405  | Office Supplies                       | 2,835                                | 3,000                 | 2,096                             | 3,000                 | 3,000                 |
| 01-207-000-0000-6411  | Custodial Supplies                    | 17,322                               | 20,900                | 15,350                            | 18,000                | 18,000                |
| 01-207-000-0000-6414  | Food & Beverages                      | 45                                   | 0                     | 0                                 | 0                     | 0                     |
| 01-207-000-0000-6420  | Other General Supplies                | 7,656                                | 7,500                 | 4,744                             | 8,000                 | 8,000                 |
| 01-207-000-0000-6432  | Other Furniture And Equipment         | 536                                  | 9,500                 | 665                               | 5,500                 | 5,000                 |
| 01-207-000-0000-6434  | Medical Supplies                      | 1,934                                | 2,000                 | 1,813                             | 2,200                 | 2,000                 |
| 01-207-000-0000-6453  | Personnel Uniforms                    | 5,636                                | 5,000                 | 9,324                             | 7,300                 | 7,300                 |
| 01-207-000-0000-6461  | Detainee Clothing                     | 1,795                                | 7,000                 | 2,412                             | 7,000                 | 7,000                 |
| 01-207-000-0000-6463  | Detainee Meals                        | 416,901                              | 425,500               | 369,006                           | 403,000               | 400,000               |
| 01-207-000-0000-6464  | Other Detainee Supplies               | 4,618                                | 4,200                 | 3,292                             | 5,000                 | 5,000                 |
| 01-207-000-0000-6465  | Indigent Commissary Supplies          | 17,799                               | 12,000                | 13,652                            | 4,000                 | 16,000                |
| 01-207-000-0000-6480  | Equipment/Furniture<\$5,000           | 962                                  | 0                     | 0                                 | 0                     | 0                     |
| 01-207-000-0000-6567  | Gasoline (Unleaded)                   | 538                                  | 600                   | 269                               | 0                     | 0                     |
| <b>Program 000</b>    | Undesignated                          | <b>Revenue 925,097 -</b>             | <b>897,200 -</b>      | <b>642,092 -</b>                  | <b>766,100 -</b>      | <b>646,800 -</b>      |
|                       |                                       | <b>Expend. 5,043,326</b>             | <b>5,449,108</b>      | <b>4,735,944</b>                  | <b>5,223,717</b>      | <b>5,427,275</b>      |
|                       |                                       | <b>Net 4,118,229</b>                 | <b>4,551,908</b>      | <b>4,093,852</b>                  | <b>4,457,617</b>      | <b>4,780,475</b>      |



## USER-SELECTED BUDGET REPORT

01 Fund County General Revenue

Report Basis: Cash

207 Dept Adult Detention Center

| <u>Account Number</u> | <u>Account Description</u>          | 2018<br><u>Actual</u><br>Mo. 01 - 12 | 2019<br><u>Budget</u> | 2019<br><u>YTD</u><br>Mo. 01 - 11 | 2020<br><u>Budget</u> | 2021<br><u>Budget</u> |
|-----------------------|-------------------------------------|--------------------------------------|-----------------------|-----------------------------------|-----------------------|-----------------------|
| 01-207-240-0000-5850  | Phone Commission                    | 12,382 -                             | 13,000 -              | 14,213 -                          | 14,000 -              | 14,000 -              |
| 01-207-240-0000-5852  | Phone Card Sales                    | 71,313 -                             | 85,000 -              | 63,371 -                          | 68,000 -              | 75,000 -              |
| 01-207-240-0000-5854  | Inmate Commissary                   | 121,894 -                            | 127,400 -             | 122,357 -                         | 125,000 -             | 125,500 -             |
| 01-207-240-0000-5855  | Vending Commission                  | 31,307 -                             | 30,500 -              | 24,555 -                          | 31,250 -              | 28,000 -              |
| 01-207-240-0000-5859  | Other Miscellaneous Revenue         | 5,783 -                              | 5,800 -               | 5,726 -                           | 6,600 -               | 8,700 -               |
| 01-207-240-0000-6201  | Telephone                           | 49,734                               | 60,000                | 40,116                            | 42,000                | 50,000                |
| 01-207-240-0000-6203  | Postage                             | 1,041                                | 600                   | 1,037                             | 1,600                 | 1,000                 |
| 01-207-240-0000-6205  | Freight                             | 0                                    | 0                     | 75                                | 0                     | 0                     |
| 01-207-240-0000-6244  | Subscriptions                       | 831                                  | 1,400                 | 1,512                             | 1,400                 | 1,400                 |
| 01-207-240-0000-6304  | Other Machinery & Equipment Maint   | 23                                   | 0                     | 0                                 | 0                     | 0                     |
| 01-207-240-0000-6305  | Building Maintenance                | 6,832                                | 0                     | 0                                 | 0                     | 0                     |
| 01-207-240-0000-6332  | Meals & Lodging                     | 1,150                                | 400                   | 1,181                             | 700                   | 700                   |
| 01-207-240-0000-6333  | Other-Parking                       | 3                                    | 10                    | 0                                 | 0                     | 0                     |
| 01-207-240-0000-6335  | Motor Pool Vehicle Usage            | 0                                    | 50                    | 32                                | 75                    | 75                    |
| 01-207-240-0000-6340  | Cable Tv                            | 505                                  | 600                   | 497                               | 600                   | 600                   |
| 01-207-240-0000-6357  | Conferences/Schools/Workshops       | 700                                  | 800                   | 200                               | 900                   | 900                   |
| 01-207-240-0000-6358  | Training & Seminars (Detainees)     | 22,736                               | 10,000                | 7,708                             | 12,000                | 12,000                |
| 01-207-240-0000-6375  | Bank Service Charges                | 102                                  | 150                   | 135                               | 150                   | 150                   |
| 01-207-240-0000-6402  | Copy Paper, Toner                   | 0                                    | 100                   | 0                                 | 100                   | 100                   |
| 01-207-240-0000-6405  | Office Supplies                     | 12                                   | 200                   | 13                                | 200                   | 200                   |
| 01-207-240-0000-6414  | Food & Beverages                    | 456                                  | 500                   | 54                                | 500                   | 500                   |
| 01-207-240-0000-6420  | Other General Supplies              | 2,607                                | 1,000                 | 1,388                             | 2,000                 | 2,000                 |
| 01-207-240-0000-6432  | Other Furniture And Equipment       | 6,454                                | 5,000                 | 1,623                             | 6,500                 | 6,500                 |
| 01-207-240-0000-6464  | Other Detainee Supplies             | 7,843                                | 10,000                | 11,621                            | 12,500                | 10,000                |
| 01-207-240-0000-6465  | Commissary Supplies                 | 137,080                              | 132,000               | 110,710                           | 125,000               | 130,000               |
| 01-207-240-0000-6480  | Equipment/Furniture<\$5,000         | 2,714                                | 0                     | 0                                 | 0                     | 0                     |
| 01-207-240-0000-6999  | Future Fund Balance-Inmate Improven | 0                                    | 38,890                | 0                                 | 38,625                | 35,075                |
| <b>Program 240</b>    | <b>Inmate Improvement Funds</b>     | <b>Revenue 242,679 -</b>             | <b>261,700 -</b>      | <b>230,222 -</b>                  | <b>244,850 -</b>      | <b>251,200 -</b>      |
|                       |                                     | <b>Expend. 240,823</b>               | <b>261,700</b>        | <b>177,902</b>                    | <b>244,850</b>        | <b>251,200</b>        |
|                       |                                     | <b>Net 1,856 -</b>                   | <b>0</b>              | <b>52,320 -</b>                   | <b>0</b>              | <b>0</b>              |
| <b>Dept 207</b>       | <b>Adult Detention Center</b>       | <b>Revenue 1,167,776 -</b>           | <b>1,158,900 -</b>    | <b>872,314 -</b>                  | <b>1,010,950 -</b>    | <b>898,000 -</b>      |
|                       |                                     | <b>Expend. 5,284,149</b>             | <b>5,710,808</b>      | <b>4,913,846</b>                  | <b>5,468,567</b>      | <b>5,678,475</b>      |
|                       |                                     | <b>Net 4,116,373</b>                 | <b>4,551,908</b>      | <b>4,041,532</b>                  | <b>4,457,617</b>      | <b>4,780,475</b>      |

ABENCK  
12/5/2019 8:30:47AM

# Goodhue County



## USER-SELECTED BUDGET REPORT

01 Fund County General Revenue

Report Basis: Cash

208 Dept Sentence to Serve

| <u>Account Number</u> |            | <u>Account Description</u>    | 2018<br><u>Actual</u><br>Mo. 01 - 12 | 2019<br><u>Budget</u> | 2019<br><u>YTD</u><br>Mo. 01 - 11 | 2020<br><u>Budget</u> | 2021<br><u>Budget</u> |
|-----------------------|------------|-------------------------------|--------------------------------------|-----------------------|-----------------------------------|-----------------------|-----------------------|
| 01-208-000-0000-5401  |            | STS Charges                   | 0                                    | 0                     | 0                                 | 20,000 -              | 20,000 -              |
| 01-208-000-0000-5852  |            | STS Reimbursements-City of RW | 0                                    | 0                     | 0                                 | 60,441 -              | 62,556 -              |
| 01-208-000-0000-6350  |            | Sentence To Serve             | 0                                    | 0                     | 0                                 | 237,702               | 246,021               |
| <b>Program</b>        | <b>000</b> | Undesignated                  | <b>Revenue</b>                       | <b>0</b>              | <b>0</b>                          | <b>80,441 -</b>       | <b>82,556 -</b>       |
|                       |            |                               | <b>Expend.</b>                       | <b>0</b>              | <b>0</b>                          | <b>237,702</b>        | <b>246,021</b>        |
|                       |            |                               | <b>Net</b>                           | <b>0</b>              | <b>0</b>                          | <b>157,261</b>        | <b>163,465</b>        |
| <b>Dept</b>           | <b>208</b> | Sentence to Serve             | <b>Revenue</b>                       | <b>0</b>              | <b>0</b>                          | <b>80,441 -</b>       | <b>82,556 -</b>       |
|                       |            |                               | <b>Expend.</b>                       | <b>0</b>              | <b>0</b>                          | <b>237,702</b>        | <b>246,021</b>        |
|                       |            |                               | <b>Net</b>                           | <b>0</b>              | <b>0</b>                          | <b>157,261</b>        | <b>163,465</b>        |

## USER-SELECTED BUDGET REPORT

01 Fund County General Revenue  
209 Dept Enhanced 911 System

Report Basis: Cash

|                            |                                   | 2018               | 2019             | 2019               | 2020             | 2021             |
|----------------------------|-----------------------------------|--------------------|------------------|--------------------|------------------|------------------|
|                            |                                   | Actual             | Budget           | YTD                | Budget           | Budget           |
| <u>Account Number</u>      |                                   | <u>Mo. 01 - 12</u> |                  | <u>Mo. 01 - 11</u> |                  |                  |
| <u>Account Description</u> |                                   |                    |                  |                    |                  |                  |
| 01-209-000-0000-5223       | Enhanced 911                      | 127,808 -          | 127,808 -        | 117,158 -          | 127,808 -        | 127,808 -        |
| 01-209-000-0000-5710       | Interest                          | 212 -              | 200 -            | 278 -              | 200 -            | 200 -            |
| 01-209-000-0000-5860       | Insurance Reimbursements          | 0                  | 0                | 713 -              | 0                | 0                |
| 01-209-000-0000-6201       | Telephone                         | 1,974              | 2,100            | 1,713              | 2,000            | 2,000            |
| 01-209-000-0000-6206       | Data Cards                        | 226                | 0                | 385                | 500              | 500              |
| 01-209-000-0000-6243       | Membership Dues & Fees            | 3,000              | 5,000            | 5,000              | 7,213            | 5,000            |
| 01-209-000-0000-6251       | Electricity                       | 2,853              | 3,000            | 2,858              | 3,000            | 3,000            |
| 01-209-000-0000-6252       | Natural Gas/Propane               | 277                | 300              | 284                | 300              | 300              |
| 01-209-000-0000-6268       | Software Maintenance Contracts    | 34,153             | 26,100           | 14,003             | 16,500           | 17,325           |
| 01-209-000-0000-6270       | Software Licensing                | 0                  | 800              | 7,693              | 6,650            | 750              |
| 01-209-000-0000-6282       | Computer Charges                  | 4,440              | 4,440            | 4,440              | 4,440            | 4,440            |
| 01-209-000-0000-6283       | Other Professional Fees           | 1,325              | 0                | 2,683              | 0                | 0                |
| 01-209-000-0000-6301       | Maintenance Contracts             | 39,921             | 34,990           | 20,070             | 21,000           | 22,050           |
| 01-209-000-0000-6304       | Other Machinery & Equipment Maint | 481                | 800              | 0                  | 800              | 800              |
| 01-209-000-0000-6332       | Meals And Lodging                 | 1,369              | 500              | 0                  | 1,500            | 1,500            |
| 01-209-000-0000-6335       | Motor Pool Vehicle Usage          | 225                | 0                | 0                  | 0                | 0                |
| 01-209-000-0000-6357       | Conferences/Schools               | 756                | 500              | 0                  | 1,000            | 1,000            |
| 01-209-000-0000-6420       | Other General Supplies            | 331                | 400              | 272                | 400              | 400              |
| 01-209-000-0000-6432       | Other Furniture And Equipment     | 1,703              | 4,500            | 430                | 4,500            | 2,500            |
| 01-209-000-0000-6480       | Equipment/Furniture<\$5,000       | 2,718              | 14,200           | 12,203             | 6,400            | 0                |
| 01-209-000-0000-6997       | Transfers Out                     | 15,903             | 11,000           | 0                  | 15,000           | 15,000           |
| 01-209-000-0000-6999       | Future Fund Balance-E911 Grant    | 0                  | 19,378           | 0                  | 36,805           | 51,443           |
| <b>Program</b>             | <b>000 Undesignated</b>           | <b>Revenue</b>     | <b>128,020 -</b> | <b>128,008 -</b>   | <b>118,149 -</b> | <b>128,008 -</b> |
|                            |                                   | <b>Expend.</b>     | <b>111,655</b>   | <b>128,008</b>     | <b>72,034</b>    | <b>128,008</b>   |
|                            |                                   | <b>Net</b>         | <b>16,365 -</b>  | <b>0</b>           | <b>46,115 -</b>  | <b>0</b>         |
| <b>Dept</b>                | <b>209 Enhanced 911 System</b>    | <b>Revenue</b>     | <b>128,020 -</b> | <b>128,008 -</b>   | <b>118,149 -</b> | <b>128,008 -</b> |
|                            |                                   | <b>Expend.</b>     | <b>111,655</b>   | <b>128,008</b>     | <b>72,034</b>    | <b>128,008</b>   |
|                            |                                   | <b>Net</b>         | <b>16,365 -</b>  | <b>0</b>           | <b>46,115 -</b>  | <b>0</b>         |

## USER-SELECTED BUDGET REPORT

01 Fund County General Revenue

Report Basis: Cash

210 Dept Dispatch Non-E911 Expenses

| <u>Account Number</u> | <u>Account Description</u>            | 2018<br><u>Actual</u><br>Mo. 01 - 12 | 2019<br><u>Budget</u> | 2019<br><u>YTD</u><br>Mo. 01 - 11 | 2020<br><u>Budget</u> | 2021<br><u>Budget</u> |
|-----------------------|---------------------------------------|--------------------------------------|-----------------------|-----------------------------------|-----------------------|-----------------------|
| 01-210-000-0000-5947  | Transfers In - Intra Fund             | 0                                    | 0                     | 0                                 | 17,000 -              | 17,000 -              |
| 01-210-000-0000-6101  | Salaries & Wages - Permanent          | 700,710                              | 727,177               | 671,462                           | 756,996               | 783,721               |
| 01-210-000-0000-6104  | Salaries & Wages - Overtime           | 21,166                               | 25,000                | 24,222                            | 25,000                | 25,000                |
| 01-210-000-0000-6114  | Salaries & Wages-Holiday Pay          | 31,707                               | 33,267                | 33,267                            | 34,500                | 34,500                |
| 01-210-000-0000-6118  | Salaries & Wages - Uniform Allowance  | 11,200                               | 11,200                | 11,200                            | 11,200                | 11,200                |
| 01-210-000-0000-6151  | Group Health Insurance                | 46,382                               | 54,888                | 50,314                            | 59,659                | 65,625                |
| 01-210-000-0000-6152  | HSA Contribution                      | 26,700                               | 26,700                | 24,646                            | 25,025                | 25,025                |
| 01-210-000-0000-6153  | Family Insurance Supplement           | 36,476                               | 43,094                | 39,503                            | 44,775                | 49,253                |
| 01-210-000-0000-6154  | Life Insurance                        | 749                                  | 749                   | 686                               | 749                   | 749                   |
| 01-210-000-0000-6155  | Dental Insurance-County Paid          | 2,637                                | 2,688                 | 2,464                             | 2,417                 | 2,417                 |
| 01-210-000-0000-6156  | Accident Insurance-County Paid        | 761                                  | 761                   | 698                               | 640                   | 640                   |
| 01-210-000-0000-6161  | PERA                                  | 56,470                               | 58,908                | 54,671                            | 61,237                | 63,242                |
| 01-210-000-0000-6171  | FICA                                  | 46,617                               | 48,698                | 45,044                            | 50,623                | 52,280                |
| 01-210-000-0000-6174  | Mandatory Medicare                    | 10,902                               | 11,389                | 10,535                            | 11,839                | 12,227                |
| 01-210-000-0000-6201  | Telephone                             | 792                                  | 792                   | 726                               | 792                   | 792                   |
| 01-210-000-0000-6202  | Cell phone                            | 2,442                                | 2,440                 | 2,189                             | 3,000                 | 2,500                 |
| 01-210-000-0000-6206  | Data Cards                            | 0                                    | 0                     | 40                                | 500                   | 0                     |
| 01-210-000-0000-6244  | Subscriptions                         | 129                                  | 130                   | 143                               | 150                   | 150                   |
| 01-210-000-0000-6332  | Meals & Lodging                       | 825                                  | 500                   | 1,037                             | 1,000                 | 1,000                 |
| 01-210-000-0000-6335  | Motor Pool Vehicle Usage              | 259                                  | 200                   | 559                               | 600                   | 600                   |
| 01-210-000-0000-6357  | Conferences                           | 500                                  | 500                   | 125                               | 1,000                 | 1,000                 |
| 01-210-000-0000-6402  | Copy Machine Paper & Toner            | 48                                   | 100                   | 0                                 | 100                   | 100                   |
| 01-210-000-0000-6405  | Office Supplies                       | 138                                  | 200                   | 0                                 | 200                   | 200                   |
| 01-210-000-0000-6414  | Food & Beverages                      | 359                                  | 450                   | 427                               | 600                   | 600                   |
| 01-210-000-0000-6420  | Other General Supplies                | 53                                   | 200                   | 65                                | 200                   | 200                   |
| 01-210-000-0000-6432  | Furniture/Equipment <\$1000           | 221                                  | 0                     | 628                               | 0                     | 0                     |
| 01-210-000-0000-6480  | Equipment/Furniture<\$5,000           | 0                                    | 1,000                 | 1,099                             | 0                     | 0                     |
| 01-210-000-0000-6997  | Transfers Out                         | 12,400 -                             | 11,000 -              | 1,826 -                           | 0                     | 0                     |
| <b>Program</b>        | <b>000</b> Undesignated               | <b>Revenue</b>                       | <b>0</b>              | <b>0</b>                          | <b>17,000 -</b>       | <b>17,000 -</b>       |
|                       |                                       | <b>Expend.</b>                       | <b>985,843</b>        | <b>1,040,031</b>                  | <b>1,092,802</b>      | <b>1,133,021</b>      |
|                       |                                       | <b>Net</b>                           | <b>985,843</b>        | <b>1,040,031</b>                  | <b>1,075,802</b>      | <b>1,116,021</b>      |
| <b>Dept</b>           | <b>210</b> Dispatch Non-E911 Expenses | <b>Revenue</b>                       | <b>0</b>              | <b>0</b>                          | <b>17,000 -</b>       | <b>17,000 -</b>       |
|                       |                                       | <b>Expend.</b>                       | <b>985,843</b>        | <b>1,040,031</b>                  | <b>1,092,802</b>      | <b>1,133,021</b>      |
|                       |                                       | <b>Net</b>                           | <b>985,843</b>        | <b>1,040,031</b>                  | <b>1,075,802</b>      | <b>1,116,021</b>      |

ABENCK  
12/5/2019 8:30:47AM

# Goodhue County



## USER-SELECTED BUDGET REPORT

01 Fund County General Revenue

Report Basis: Cash

215 Dept Coroner

| <u>Account Number</u> |            | <u>Account Description</u> | 2018<br><u>Actual</u><br>Mo. 01 - 12 | 2019<br><u>Budget</u> | 2019<br><u>YTD</u><br>Mo. 01 - 11 | 2020<br><u>Budget</u> | 2021<br><u>Budget</u> |
|-----------------------|------------|----------------------------|--------------------------------------|-----------------------|-----------------------------------|-----------------------|-----------------------|
| 01-215-000-0000-6273  |            | Coroner/Autopsy Fees       | 136,240                              | 138,965               | 104,827                           | 142,556               | 145,342               |
| <b>Program</b>        | <b>000</b> | Undesignated               | <b>Revenue</b>                       | <b>0</b>              | <b>0</b>                          | <b>0</b>              | <b>0</b>              |
|                       |            |                            | <b>Expend.</b>                       | <b>136,240</b>        | <b>104,827</b>                    | <b>142,556</b>        | <b>145,342</b>        |
|                       |            |                            | <b>Net</b>                           | <b>136,240</b>        | <b>104,827</b>                    | <b>142,556</b>        | <b>145,342</b>        |
| <b>Dept</b>           | <b>215</b> | Coroner                    | <b>Revenue</b>                       | <b>0</b>              | <b>0</b>                          | <b>0</b>              | <b>0</b>              |
|                       |            |                            | <b>Expend.</b>                       | <b>136,240</b>        | <b>104,827</b>                    | <b>142,556</b>        | <b>145,342</b>        |
|                       |            |                            | <b>Net</b>                           | <b>136,240</b>        | <b>104,827</b>                    | <b>142,556</b>        | <b>145,342</b>        |

## USER-SELECTED BUDGET REPORT

01 Fund County General Revenue

Report Basis: Cash

255 Dept Court Services

| <u>Account Number</u> | <u>Account Description</u>             | 2018<br><u>Actual</u><br>Mo. 01 - 12 | 2019<br><u>Budget</u> | 2019<br><u>YTD</u><br>Mo. 01 - 11 | 2020<br><u>Budget</u> | 2021<br><u>Budget</u> |
|-----------------------|--|--------------------------------------|-----------------------|-----------------------------------|-----------------------|-----------------------|
| 01-255-000-0000-5252  | Dept of Corrections-PO Salary Reimb    | 223,711 -                            | 215,000 -             | 221,602 -                         | 220,000 -             | 220,000 -             |
| 01-255-000-0000-5253  | Dept of Corrections-Caseload/Workload  | 68,712 -                             | 68,712 -              | 82,518 -                          | 68,712 -              | 68,712 -              |
| 01-255-000-0000-5289  | MN DHS-Mental Health Screenings        | 13,068 -                             | 16,592 -              | 16,426 -                          | 17,655 -              | 17,655 -              |
| 01-255-000-0000-5481  | Substance Use Screening Fee            | 200 -                                | 0                     | 0                                 | 0                     | 0                     |
| 01-255-000-0000-5947  | Transfers In                           | 30,000 -                             | 30,000 -              | 13,569 -                          | 30,000 -              | 30,000 -              |
| 01-255-000-0000-6101  | Salaries & Wages - Permanent           | 703,710                              | 735,226               | 630,296                           | 719,504               | 742,021               |
| 01-255-000-0000-6107  | Salaries & Wages - Department Heads    | 125,946                              | 129,894               | 103,209                           | 105,364               | 107,998               |
| 01-255-000-0000-6151  | Group Health Insurance                 | 55,503                               | 69,240                | 59,530                            | 69,310                | 76,241                |
| 01-255-000-0000-6152  | HSA Contribution                       | 28,874                               | 28,050                | 25,541                            | 30,275                | 30,275                |
| 01-255-000-0000-6153  | Family Insurance Supplement            | 32,802                               | 30,497                | 27,955                            | 31,686                | 34,855                |
| 01-255-000-0000-6154  | Life Insurance                         | 692                                  | 686                   | 608                               | 686                   | 686                   |
| 01-255-000-0000-6155  | Dental Insurance-County Paid           | 3,471                                | 3,224                 | 3,104                             | 3,717                 | 3,717                 |
| 01-255-000-0000-6156  | Accident Insurance-County Paid         | 874                                  | 792                   | 767                               | 914                   | 914                   |
| 01-255-000-0000-6161  | PERA                                   | 62,224                               | 64,884                | 55,013                            | 61,865                | 63,751                |
| 01-255-000-0000-6171  | FICA                                   | 49,441                               | 53,637                | 43,443                            | 51,142                | 52,701                |
| 01-255-000-0000-6174  | Mandatory Medicare                     | 11,563                               | 12,544                | 10,160                            | 11,961                | 12,325                |
| 01-255-000-0000-6202  | Cell Phone                             | 5,937                                | 6,000                 | 4,940                             | 6,000                 | 6,000                 |
| 01-255-000-0000-6203  | Postage                                | 1,515                                | 1,500                 | 1,362                             | 1,500                 | 1,500                 |
| 01-255-000-0000-6209  | Internet                               | 480                                  | 500                   | 440                               | 500                   | 500                   |
| 01-255-000-0000-6243  | Membership Dues & Fees                 | 1,395                                | 2,000                 | 585                               | 2,000                 | 2,000                 |
| 01-255-000-0000-6245  | State Required Registration or License | 258                                  | 258                   | 120                               | 258                   | 258                   |
| 01-255-000-0000-6268  | Software Maintenance Contracts         | 4,256                                | 0                     | 0                                 | 0                     | 0                     |
| 01-255-000-0000-6269  | Software Enhancements                  | 0                                    | 4,256                 | 0                                 | 4,256                 | 4,256                 |
| 01-255-000-0000-6270  | Software Licensing                     | 50                                   | 500                   | 600                               | 600                   | 600                   |
| 01-255-000-0000-6283  | Other Professional Fees                | 0                                    | 800                   | 0                                 | 800                   | 800                   |
| 01-255-000-0000-6284  | Contracted Services-MH Services        | 10,500                               | 10,500                | 10,500                            | 10,500                | 10,500                |
| 01-255-000-0000-6285  | Laboratory Fees                        | 2,769                                | 3,000                 | 2,374                             | 3,000                 | 3,000                 |
| 01-255-000-0000-6302  | Copies/Copier Maintenance              | 3,025                                | 3,500                 | 2,716                             | 3,500                 | 3,500                 |
| 01-255-000-0000-6331  | Mileage & Transportation               | 703                                  | 800                   | 757                               | 800                   | 800                   |
| 01-255-000-0000-6332  | Meals & Lodging                        | 1,022                                | 1,000                 | 1,207                             | 1,500                 | 1,500                 |
| 01-255-000-0000-6333  | Other - Parking                        | 379                                  | 50                    | 0                                 | 50                    | 50                    |
| 01-255-000-0000-6335  | Motor Pool Vehicle Usage               | 8,902                                | 9,500                 | 7,309                             | 9,500                 | 9,500                 |
| 01-255-000-0000-6357  | Conferences/Schools                    | 3,605                                | 1,500                 | 1,288                             | 3,000                 | 3,000                 |
| 01-255-000-0000-6358  | Other Charges                          | 209                                  | 300                   | 130                               | 300                   | 300                   |
| 01-255-000-0000-6382  | Cjdn Connection Charges                | 1,080                                | 1,200                 | 1,080                             | 1,200                 | 1,200                 |
| 01-255-000-0000-6401  | Printing Services                      | 749                                  | 500                   | 648                               | 500                   | 500                   |

# Goodhue County



## USER-SELECTED BUDGET REPORT

01 Fund County General Revenue  
255 Dept Court Services

Report Basis: Cash

|                      |                               |                | 2018             | 2019             | 2019             | 2020             | 2021             |
|----------------------|-------------------------------|----------------|------------------|------------------|------------------|------------------|------------------|
|                      |                               |                | Actual           | Budget           | YTD              | Budget           | Budget           |
|                      |                               |                | Mo. 01 - 12      |                  | Mo. 01 - 11      |                  |                  |
| Account Number       | Account Description           |                |                  |                  |                  |                  |                  |
| 01-255-000-0000-6402 | Copy Machine Paper & Toner    |                | 260              | 600              | 144              | 600              | 600              |
| 01-255-000-0000-6405 | Office Supplies               |                | 557              | 1,000            | 1,292            | 1,000            | 1,000            |
| 01-255-000-0000-6414 | Food & Beverages              |                | 12               | 0                | 0                | 0                | 0                |
| 01-255-000-0000-6432 | Other Furniture And Equipment |                | 196              | 0                | 0                | 0                | 0                |
| 01-255-000-0000-6567 | Gasoline (Unleaded)           |                | 0                | 0                | 35               | 0                | 0                |
| <b>Program 000</b>   | Undesignated                  |                |                  |                  |                  |                  |                  |
|                      |                               | <b>Revenue</b> | <b>335,691 -</b> | <b>330,304 -</b> | <b>334,115 -</b> | <b>336,367 -</b> | <b>336,367 -</b> |
|                      |                               | <b>Expend.</b> | <b>1,122,959</b> | <b>1,177,938</b> | <b>997,153</b>   | <b>1,137,788</b> | <b>1,176,848</b> |
|                      |                               | <b>Net</b>     | <b>787,268</b>   | <b>847,634</b>   | <b>663,038</b>   | <b>801,421</b>   | <b>840,481</b>   |
| 01-255-250-0000-5480 | Correction Service Fee        |                | 3,066 -          | 2,500 -          | 1,720 -          | 1,900 -          | 1,900 -          |
| 01-255-250-0000-6284 | Contracted Services           |                | 1,330            | 1,000            | 660              | 1,000            | 1,000            |
| 01-255-250-0000-6850 | Miscellaneous Expense         |                | 1,143            | 1,500            | 225              | 900              | 900              |
| <b>Program 250</b>   | Correction Service Fees       |                |                  |                  |                  |                  |                  |
|                      |                               | <b>Revenue</b> | <b>3,066 -</b>   | <b>2,500 -</b>   | <b>1,720 -</b>   | <b>1,900 -</b>   | <b>1,900 -</b>   |
|                      |                               | <b>Expend.</b> | <b>2,473</b>     | <b>2,500</b>     | <b>885</b>       | <b>1,900</b>     | <b>1,900</b>     |
|                      |                               | <b>Net</b>     | <b>593 -</b>     | <b>0</b>         | <b>835 -</b>     | <b>0</b>         | <b>0</b>         |
| 01-255-255-0000-5475 | Local Correctional Fees       |                | 21,459 -         | 30,000 -         | 18,198 -         | 30,000 -         | 30,000 -         |
| 01-255-255-0000-5947 | Transfers In                  |                | 30,000           | 30,000           | 13,569           | 0                | 0                |
| 01-255-255-0000-6305 | Building Maintenance          |                | 5,934            | 0                | 0                | 0                | 0                |
| 01-255-255-0000-6997 | Transfers Out                 |                | 0                | 0                | 0                | 30,000           | 30,000           |
| <b>Program 255</b>   | Local Correctional Fees       |                |                  |                  |                  |                  |                  |
|                      |                               | <b>Revenue</b> | <b>8,541</b>     | <b>0</b>         | <b>4,629 -</b>   | <b>30,000 -</b>  | <b>30,000 -</b>  |
|                      |                               | <b>Expend.</b> | <b>5,934</b>     | <b>0</b>         | <b>0</b>         | <b>30,000</b>    | <b>30,000</b>    |
|                      |                               | <b>Net</b>     | <b>14,475</b>    | <b>0</b>         | <b>4,629 -</b>   | <b>0</b>         | <b>0</b>         |
| <b>Dept 255</b>      | Court Services                |                |                  |                  |                  |                  |                  |
|                      |                               | <b>Revenue</b> | <b>330,216 -</b> | <b>332,804 -</b> | <b>340,464 -</b> | <b>368,267 -</b> | <b>368,267 -</b> |
|                      |                               | <b>Expend.</b> | <b>1,131,366</b> | <b>1,180,438</b> | <b>998,038</b>   | <b>1,169,688</b> | <b>1,208,748</b> |
|                      |                               | <b>Net</b>     | <b>801,150</b>   | <b>847,634</b>   | <b>657,574</b>   | <b>801,421</b>   | <b>840,481</b>   |

## USER-SELECTED BUDGET REPORT

01 Fund County General Revenue

Report Basis: Cash

281 Dept Office of Emergency Services

| <u>Account Number</u> | <u>Account Description</u>           | 2018<br><u>Actual</u><br>Mo. 01 - 12 | 2019<br><u>Budget</u> | 2019<br><u>YTD</u><br>Mo. 01 - 11 | 2020<br><u>Budget</u> | 2021<br><u>Budget</u> |
|-----------------------|--------------------------------------|--------------------------------------|-----------------------|-----------------------------------|-----------------------|-----------------------|
| 01-281-000-0000-5395  | 97.042 Emergency Mgmt Performance    | 32,676 -                             | 32,248 -              | 6,655 -                           | 32,248 -              | 32,248 -              |
| 01-281-000-0000-5859  | Miscellaneous Revenue                | 0                                    | 0                     | 405 -                             | 0                     | 0                     |
| 01-281-000-0000-6101  | Salaries & Wages - Permanent         | 44,138                               | 45,540                | 42,763                            | 48,135                | 49,333                |
| 01-281-000-0000-6104  | Salaries & Wages - Overtime          | 775                                  | 500                   | 149                               | 500                   | 500                   |
| 01-281-000-0000-6151  | Group Health Insurance               | 4,721                                | 5,573                 | 4,965                             | 5,790                 | 6,369                 |
| 01-281-000-0000-6152  | HSA Contribution                     | 810                                  | 810                   | 727                               | 840                   | 840                   |
| 01-281-000-0000-6154  | Life Insurance                       | 37                                   | 37                    | 34                                | 37                    | 37                    |
| 01-281-000-0000-6161  | PERA                                 | 3,368                                | 3,453                 | 3,218                             | 3,648                 | 3,738                 |
| 01-281-000-0000-6171  | FICA                                 | 2,712                                | 2,854                 | 2,592                             | 3,015                 | 3,090                 |
| 01-281-000-0000-6174  | Mandatory Medicare                   | 634                                  | 668                   | 606                               | 705                   | 723                   |
| 01-281-000-0000-6301  | Maintenance Contracts                | 9,188                                | 9,188                 | 2,500                             | 2,500                 | 2,500                 |
| <b>Program 000</b>    | <b>Undesignated</b>                  | <b>Revenue</b>                       | <b>32,676 -</b>       | <b>32,248 -</b>                   | <b>7,060 -</b>        | <b>32,248 -</b>       |
|                       |                                      | <b>Expend.</b>                       | <b>66,383</b>         | <b>68,623</b>                     | <b>57,554</b>         | <b>65,170</b>         |
|                       |                                      | <b>Net</b>                           | <b>33,707</b>         | <b>36,375</b>                     | <b>50,494</b>         | <b>34,882</b>         |
| 01-281-280-0000-5247  | Radiological Emergency Preparedness  | 278,908 -                            | 305,500 -             | 258,958 -                         | 314,750 -             | 301,260 -             |
| 01-281-280-0000-6101  | Salaries & Wages - Permanent         | 29,425                               | 30,360                | 28,509                            | 32,090                | 32,889                |
| 01-281-280-0000-6102  | Salaries & Wages-Part Time w/ Benefi | 20,832                               | 22,402                | 20,573                            | 23,736                | 24,801                |
| 01-281-280-0000-6104  | Salaries & Wages - Overtime          | 516                                  | 500                   | 99                                | 500                   | 500                   |
| 01-281-280-0000-6151  | Group Health Insurance               | 7,085                                | 8,359                 | 7,806                             | 8,685                 | 9,554                 |
| 01-281-280-0000-6152  | HSA Contribution                     | 1,215                                | 1,215                 | 1,142                             | 1,260                 | 1,260                 |
| 01-281-280-0000-6154  | Life Insurance                       | 87                                   | 87                    | 80                                | 87                    | 87                    |
| 01-281-280-0000-6161  | PERA                                 | 3,809                                | 3,995                 | 3,689                             | 4,224                 | 4,364                 |
| 01-281-280-0000-6171  | FICA                                 | 2,753                                | 3,302                 | 2,642                             | 3,492                 | 3,608                 |
| 01-281-280-0000-6174  | Mandatory Medicare                   | 644                                  | 772                   | 618                               | 817                   | 844                   |
| 01-281-280-0000-6201  | Telephone                            | 4,302                                | 4,400                 | 3,534                             | 4,400                 | 4,400                 |
| 01-281-280-0000-6202  | Cell Phone                           | 554                                  | 600                   | 508                               | 600                   | 600                   |
| 01-281-280-0000-6203  | Postage                              | 28                                   | 400                   | 325                               | 300                   | 300                   |
| 01-281-280-0000-6206  | Data Cards                           | 312                                  | 350                   | 286                               | 500                   | 500                   |
| 01-281-280-0000-6243  | Membership Dues And Fees             | 1,130                                | 1,130                 | 1,200                             | 1,300                 | 1,300                 |
| 01-281-280-0000-6268  | Software Maintenance Contracts       | 1,088                                | 1,100                 | 0                                 | 1,100                 | 1,100                 |
| 01-281-280-0000-6270  | Software Licensing                   | 0                                    | 2,313                 | 0                                 | 0                     | 0                     |
| 01-281-280-0000-6284  | Contracted Services                  | 1,080                                | 0                     | 0                                 | 1,200                 | 1,200                 |
| 01-281-280-0000-6301  | Maintenance Contracts                | 17,716                               | 17,680                | 17,579                            | 17,750                | 17,750                |
| 01-281-280-0000-6302  | Copies/Copier Maintenance            | 3,746                                | 3,700                 | 3,293                             | 3,800                 | 3,800                 |
| 01-281-280-0000-6303  | Vehicle Maintenance                  | 212                                  | 400                   | 127                               | 400                   | 400                   |



## USER-SELECTED BUDGET REPORT

01 Fund County General Revenue

Report Basis: Cash

281 Dept Office of Emergency Services

| <u>Account Number</u> | <u>Account Description</u>            | <u>2018 Actual</u><br>Mo. 01 - 12 | <u>2019 Budget</u> | <u>2019 YTD</u><br>Mo. 01 - 11 | <u>2020 Budget</u> | <u>2021 Budget</u> |
|-----------------------|---------------------------------------|-----------------------------------|--------------------|--------------------------------|--------------------|--------------------|
| 01-281-280-0000-6304  | Other Machinery & Equipment Maint     | 7,388                             | 5,000              | 964                            | 5,000              | 5,000              |
| 01-281-280-0000-6309  | Other-Vehicle or Boat License & Title | 16                                | 16                 | 0                              | 16                 | 16                 |
| 01-281-280-0000-6331  | Mileage & Transportation              | 754                               | 800                | 564                            | 800                | 800                |
| 01-281-280-0000-6332  | Meals & Lodging                       | 2,411                             | 2,600              | 2,849                          | 2,600              | 2,600              |
| 01-281-280-0000-6333  | Other-(Parking,Etc)                   | 92                                | 150                | 63                             | 150                | 150                |
| 01-281-280-0000-6340  | Cable TV                              | 1,705                             | 1,900              | 1,578                          | 1,900              | 1,900              |
| 01-281-280-0000-6357  | Conferences/Schools/Workshops         | 1,820                             | 2,000              | 975                            | 2,000              | 2,000              |
| 01-281-280-0000-6402  | Copy Machine Paper & Toner            | 112                               | 150                | 762                            | 800                | 800                |
| 01-281-280-0000-6405  | Office Supplies                       | 393                               | 1,000              | 328                            | 500                | 500                |
| 01-281-280-0000-6414  | Food & Beverages                      | 6,466                             | 2,000              | 904                            | 6,500              | 2,000              |
| 01-281-280-0000-6420  | Other General Supplies                | 6,323                             | 5,000              | 1,081                          | 6,200              | 7,000              |
| 01-281-280-0000-6432  | Other Furniture And Equipment         | 7,574                             | 5,525              | 3,068                          | 6,843              | 7,000              |
| 01-281-280-0000-6480  | Equipment/Furniture<\$5,000           | 5,518                             | 39,200             | 35,029                         | 3,400              | 32,500             |
| 01-281-280-0000-6567  | Gasoline (Unleaded)                   | 1,253                             | 1,300              | 960                            | 1,300              | 1,300              |
| 01-281-280-0000-6669  | Equipment/Furniture>=5,000            | 0                                 | 9,500              | 12,807                         | 10,000             | 8,100              |
| 01-281-280-0000-6897  | Other Agency Reimbursements           | 90,678                            | 111,500            | 74,711                         | 100,500            | 103,000            |
| 01-281-280-0000-6997  | Transfers Out                         | 54,651                            | 9,400              | 15,866                         | 37,000             | 14,300             |
| 01-281-280-0000-6998  | Transfers Out - Inter Fund            | 0                                 | 5,400              | 3,103                          | 23,000             | 3,400              |
| <b>Program 280</b>    | <b>NPP Designated</b>                 | <b>Revenue 278,908 -</b>          | <b>305,500 -</b>   | <b>258,958 -</b>               | <b>314,750 -</b>   | <b>301,260 -</b>   |
|                       |                                       | <b>Expend. 283,688</b>            | <b>305,506</b>     | <b>247,622</b>                 | <b>314,750</b>     | <b>301,623</b>     |
|                       |                                       | <b>Net 4,780</b>                  | <b>6</b>           | <b>11,336 -</b>                | <b>0</b>           | <b>363</b>         |
| <b>Dept 281</b>       | <b>Office of Emergency Services</b>   | <b>Revenue 311,584 -</b>          | <b>337,748 -</b>   | <b>266,018 -</b>               | <b>346,998 -</b>   | <b>333,508 -</b>   |
|                       |                                       | <b>Expend. 350,071</b>            | <b>374,129</b>     | <b>305,176</b>                 | <b>379,920</b>     | <b>368,753</b>     |
|                       |                                       | <b>Net 38,487</b>                 | <b>36,381</b>      | <b>39,158</b>                  | <b>32,922</b>      | <b>35,245</b>      |

ABENCK  
12/5/2019 8:30:47AM

# Goodhue County



## USER-SELECTED BUDGET REPORT

01 Fund County General Revenue

Report Basis: Cash

523 Dept Byllesby Dam

| <u>Account Number</u> |            | <u>Account Description</u>        | 2018<br><u>Actual</u><br>Mo. 01 - 12 | 2019<br><u>Budget</u> | 2019<br><u>YTD</u><br>Mo. 01 - 11 | 2020<br><u>Budget</u> | 2021<br><u>Budget</u> |
|-----------------------|------------|-----------------------------------|--------------------------------------|-----------------------|-----------------------------------|-----------------------|-----------------------|
| 01-523-000-0000-6284  |            | Contracted Services               | 0                                    | 0                     | 0                                 | 5,000                 | 0                     |
| 01-523-000-0000-6301  |            | Maintenance Contracts             | 362                                  | 0                     | 413                               | 500                   | 500                   |
| 01-523-000-0000-6304  |            | Other Machinery & Equipment Maint | 0                                    | 1,350                 | 0                                 | 0                     | 0                     |
| 01-523-000-0000-6432  |            | Furniture/Equipment <\$1,000      | 0                                    | 0                     | 0                                 | 0                     | 5,000                 |
| <b>Program</b>        | <b>000</b> | Undesignated                      | <b>Revenue</b>                       | <b>0</b>              | <b>0</b>                          | <b>0</b>              | <b>0</b>              |
|                       |            |                                   | <b>Expend.</b>                       | <b>362</b>            | <b>413</b>                        | <b>5,500</b>          | <b>5,500</b>          |
|                       |            |                                   | <b>Net</b>                           | <b>362</b>            | <b>413</b>                        | <b>5,500</b>          | <b>5,500</b>          |
| <b>Dept</b>           | <b>523</b> | Byllesby Dam                      | <b>Revenue</b>                       | <b>0</b>              | <b>0</b>                          | <b>0</b>              | <b>0</b>              |
|                       |            |                                   | <b>Expend.</b>                       | <b>362</b>            | <b>413</b>                        | <b>5,500</b>          | <b>5,500</b>          |
|                       |            |                                   | <b>Net</b>                           | <b>362</b>            | <b>413</b>                        | <b>5,500</b>          | <b>5,500</b>          |

## USER-SELECTED BUDGET REPORT

01 Fund County General Revenue

Report Basis: Cash

601 Dept Extension

| <u>Account Number</u> | <u>Account Description</u>          | 2018<br><u>Actual</u><br>Mo. 01 - 12 | 2019<br><u>Budget</u> | 2019<br><u>YTD</u><br>Mo. 01 - 11 | 2020<br><u>Budget</u> | 2021<br><u>Budget</u> |                |
|-----------------------|-------------------------------------|--------------------------------------|-----------------------|-----------------------------------|-----------------------|-----------------------|----------------|
| 01-601-000-0000-5859  | Publication Sales                   | 145 -                                | 600 -                 | 265 -                             | 400 -                 | 400 -                 |                |
| 01-601-000-0000-6101  | Salaries & Wages - Permanent        | 53,655                               | 55,307                | 50,991                            | 56,826                | 58,240                |                |
| 01-601-000-0000-6103  | Salaries & Wages-Part Time w/o Bene | 1,929                                | 5,500                 | 1,512                             | 2,000                 | 2,000                 |                |
| 01-601-000-0000-6106  | Per Diem in Lieu of Salaries        | 0                                    | 300                   | 0                                 | 300                   | 300                   |                |
| 01-601-000-0000-6151  | Group Health Insurance              | 0                                    | 9,288                 | 8,514                             | 9,650                 | 10,615                |                |
| 01-601-000-0000-6152  | HSA Contribution                    | 2,700                                | 1,350                 | 1,246                             | 1,400                 | 1,400                 |                |
| 01-601-000-0000-6153  | Family Insurance Supplement         | 17,302                               | 20,405                | 0                                 | 0                     | 0                     |                |
| 01-601-000-0000-6154  | Life Insurance                      | 62                                   | 62                    | 57                                | 62                    | 62                    |                |
| 01-601-000-0000-6161  | PERA                                | 4,169                                | 4,583                 | 3,938                             | 4,434                 | 4,541                 |                |
| 01-601-000-0000-6171  | FICA                                | 2,737                                | 3,789                 | 3,067                             | 3,666                 | 3,753                 |                |
| 01-601-000-0000-6174  | Mandatory Medicare                  | 640                                  | 886                   | 717                               | 857                   | 878                   |                |
| 01-601-000-0000-6202  | Cell Phone                          | 430                                  | 300                   | 508                               | 560                   | 560                   |                |
| 01-601-000-0000-6203  | Postage                             | 867                                  | 1,200                 | 967                               | 1,200                 | 1,200                 |                |
| 01-601-000-0000-6232  | Publications & Brochures            | 361                                  | 500                   | 0                                 | 500                   | 500                   |                |
| 01-601-000-0000-6270  | Software Licensing                  | 0                                    | 29                    | 600                               | 29                    | 29                    |                |
| 01-601-000-0000-6284  | Contracted Services                 | 72,192                               | 73,780                | 55,335                            | 82,756                | 76,761                |                |
| 01-601-000-0000-6297  | Contracted Services-Intern          | 0                                    | 0                     | 2,273                             | 0                     | 0                     |                |
| 01-601-000-0000-6302  | Copies/Copier Maintenance           | 3,405                                | 3,400                 | 3,388                             | 3,400                 | 3,400                 |                |
| 01-601-000-0000-6331  | Mileage & Transportation            | 0                                    | 0                     | 107                               | 0                     | 0                     |                |
| 01-601-000-0000-6335  | Motor Pool Vehicle Usage            | 143                                  | 300                   | 109                               | 300                   | 300                   |                |
| 01-601-000-0000-6357  | Conferences/Schools                 | 0                                    | 100                   | 0                                 | 100                   | 100                   |                |
| 01-601-000-0000-6358  | Training & Seminars (For Others)    | 100                                  | 600                   | 0                                 | 100                   | 100                   |                |
| 01-601-000-0000-6401  | Printing Services                   | 364                                  | 150                   | 241                               | 150                   | 150                   |                |
| 01-601-000-0000-6402  | Copy Machine Paper & Toner          | 357                                  | 350                   | 144                               | 350                   | 350                   |                |
| 01-601-000-0000-6405  | Office Supplies                     | 403                                  | 1,100                 | 371                               | 500                   | 500                   |                |
| 01-601-000-0000-6420  | Other General Supplies              | 360                                  | 300                   | 699                               | 300                   | 300                   |                |
| <b>Program</b>        | <b>000</b> Undesignated             | <b>Revenue</b>                       | <b>145 -</b>          | <b>600 -</b>                      | <b>265 -</b>          | <b>400 -</b>          | <b>400 -</b>   |
|                       |                                     | <b>Expend.</b>                       | <b>162,176</b>        | <b>183,579</b>                    | <b>134,784</b>        | <b>169,440</b>        | <b>166,039</b> |
|                       |                                     | <b>Net</b>                           | <b>162,031</b>        | <b>182,979</b>                    | <b>134,519</b>        | <b>169,040</b>        | <b>165,639</b> |
| <b>Dept</b>           | <b>601</b> Extension                | <b>Revenue</b>                       | <b>145 -</b>          | <b>600 -</b>                      | <b>265 -</b>          | <b>400 -</b>          | <b>400 -</b>   |
|                       |                                     | <b>Expend.</b>                       | <b>162,176</b>        | <b>183,579</b>                    | <b>134,784</b>        | <b>169,440</b>        | <b>166,039</b> |
|                       |                                     | <b>Net</b>                           | <b>162,031</b>        | <b>182,979</b>                    | <b>134,519</b>        | <b>169,040</b>        | <b>165,639</b> |

ABENCK  
12/5/2019 8:30:47AM

# Goodhue County



## USER-SELECTED BUDGET REPORT

01 Fund County General Revenue

Report Basis: Cash

630 Dept County Ditch #1

| <u>Account Number</u> |                      | <u>Account Description</u> | 2018<br><u>Actual</u><br>Mo. 01 - 12 | 2019<br><u>Budget</u> | 2019<br><u>YTD</u><br>Mo. 01 - 11 | 2020<br><u>Budget</u> | 2021<br><u>Budget</u> |
|-----------------------|----------------------|----------------------------|--------------------------------------|-----------------------|-----------------------------------|-----------------------|-----------------------|
|                       | 01-630-000-0000-6283 | Other Professional Fees    | 0                                    | 0                     | 0                                 | 20,000                | 20,000                |
|                       | 01-630-000-0000-6306 | Grounds Maintenance        | 0                                    | 0                     | 0                                 | 80,000                | 80,000                |
| <b>Program</b>        | <b>000</b>           | Undesignated               | <b>0</b>                             | <b>0</b>              | <b>0</b>                          | <b>0</b>              | <b>0</b>              |
|                       |                      | <b>Revenue</b>             | <b>0</b>                             | <b>0</b>              | <b>0</b>                          | <b>0</b>              | <b>0</b>              |
|                       |                      | <b>Expend.</b>             | <b>0</b>                             | <b>0</b>              | <b>0</b>                          | <b>100,000</b>        | <b>100,000</b>        |
|                       |                      | <b>Net</b>                 | <b>0</b>                             | <b>0</b>              | <b>0</b>                          | <b>100,000</b>        | <b>100,000</b>        |
| <b>Dept</b>           | <b>630</b>           | County Ditch #1            | <b>0</b>                             | <b>0</b>              | <b>0</b>                          | <b>0</b>              | <b>0</b>              |
|                       |                      | <b>Revenue</b>             | <b>0</b>                             | <b>0</b>              | <b>0</b>                          | <b>0</b>              | <b>0</b>              |
|                       |                      | <b>Expend.</b>             | <b>0</b>                             | <b>0</b>              | <b>0</b>                          | <b>100,000</b>        | <b>100,000</b>        |
|                       |                      | <b>Net</b>                 | <b>0</b>                             | <b>0</b>              | <b>0</b>                          | <b>100,000</b>        | <b>100,000</b>        |

ABENCK  
12/5/2019 8:30:47AM

# Goodhue County



## USER-SELECTED BUDGET REPORT

01 Fund County General Revenue  
750 Dept Regional Railroad Authority

Report Basis: Cash

|                       |                                      |                             |                | 2018           | 2019           | 2019           | 2020         | 2021         |
|-----------------------|--------------------------------------|-----------------------------|----------------|----------------|----------------|----------------|--------------|--------------|
|                       |                                      |                             |                | Actual         | Budget         | YTD            | Budget       | Budget       |
|                       |                                      |                             |                | Mo. 01 - 12    |                | Mo. 01 - 11    |              |              |
| <u>Account Number</u> | <u>Account Description</u>           |                             |                |                |                |                |              |              |
| 01-750-000-0000-5001  | Current Real & Personal Property Tax |                             |                | 4,375 -        | 4,375 -        | 2,188 -        | 0            | 0            |
| 01-750-000-0000-6243  | Membership Dues & Fees               |                             |                | 4,446          | 4,375          | 0              | 4,500        | 4,500        |
| <b>Program</b>        | <b>000</b>                           | Undesignated                | <b>Revenue</b> | <b>4,375 -</b> | <b>4,375 -</b> | <b>2,188 -</b> | <b>0</b>     | <b>0</b>     |
|                       |                                      |                             | <b>Expend.</b> | <b>4,446</b>   | <b>4,375</b>   | <b>0</b>       | <b>4,500</b> | <b>4,500</b> |
|                       |                                      |                             | <b>Net</b>     | <b>71</b>      | <b>0</b>       | <b>2,188 -</b> | <b>4,500</b> | <b>4,500</b> |
| <b>Dept</b>           | <b>750</b>                           | Regional Railroad Authority | <b>Revenue</b> | <b>4,375 -</b> | <b>4,375 -</b> | <b>2,188 -</b> | <b>0</b>     | <b>0</b>     |
|                       |                                      |                             | <b>Expend.</b> | <b>4,446</b>   | <b>4,375</b>   | <b>0</b>       | <b>4,500</b> | <b>4,500</b> |
|                       |                                      |                             | <b>Net</b>     | <b>71</b>      | <b>0</b>       | <b>2,188 -</b> | <b>4,500</b> | <b>4,500</b> |

# Goodhue County



## USER-SELECTED BUDGET REPORT

01 Fund County General Revenue

Report Basis: Cash

803 Dept Compensated Absences

| <u>Account Number</u> | <u>Account Description</u>         | 2018<br><u>Actual</u><br>Mo. 01 - 12 | 2019<br><u>Budget</u> | 2019<br><u>YTD</u><br>Mo. 01 - 11 | 2020<br><u>Budget</u> | 2021<br><u>Budget</u> |
|-----------------------|------------------------------------|--------------------------------------|-----------------------|-----------------------------------|-----------------------|-----------------------|
| 01-803-000-0000-5859  | Mcit Dividend                      | 158,644 -                            | 158,698 -             | 134,936 -                         | 135,000 -             | 158,000 -             |
| 01-803-000-0000-5949  | Use of Fund Balance-Compensated At | 0                                    | 162,902 -             | 0                                 | 455,887 -             | 432,887 -             |
| 01-803-000-0000-6140  | Vacation/Sick Payout               | 228,657                              | 279,000               | 419,871                           | 600,000               | 500,000               |
| 01-803-000-0000-6152  | HSA Contribution                   | 0                                    | 2,700                 | 0                                 | 0                     | 0                     |
| 01-803-000-0000-6153  | Family Insurance Supplement        | 0                                    | 27,846                | 23,205                            | 30,637                | 30,637                |
| 01-803-000-0000-6171  | FICA                               | 11,947                               | 20,400                | 18,251                            | 31,000                | 31,000                |
| 01-803-000-0000-6174  | Mandatory Medicare                 | 3,436                                | 0                     | 5,291                             | 7,250                 | 7,250                 |
| 01-803-000-0000-6195  | Employee Incentives                | 13,700                               | 0                     | 13,850                            | 0                     | 0                     |
| 01-803-000-0000-6278  | Consultant Fees                    | 27,553                               | 22,000                | 25,586                            | 22,000                | 22,000                |
| 01-803-000-0000-6351  | Insurance                          | 5,000                                | 0                     | 0                                 | 0                     | 0                     |
| 01-803-000-0000-6414  | Food & Beverages                   | 86                                   | 200                   | 0                                 | 0                     | 0                     |
| 01-803-000-0000-6997  | Transfers Out                      | 12,317                               | 0                     | 0                                 | 0                     | 0                     |
| 01-803-000-0000-6998  | Transfers Out - Inter Fund         | 0                                    | 0                     | 34,250                            | 0                     | 0                     |
| 01-803-000-0000-6999  | Future Fund Balance-Compensated At | 0                                    | 250,000               | 0                                 | 250,000               | 250,000               |
| <b>Program 000</b>    | Undesignated                       | <b>Revenue 158,644 -</b>             | <b>321,600 -</b>      | <b>134,936 -</b>                  | <b>590,887 -</b>      | <b>590,887 -</b>      |
|                       |                                    | <b>Expend. 302,696</b>               | <b>602,146</b>        | <b>540,304</b>                    | <b>940,887</b>        | <b>840,887</b>        |
|                       |                                    | <b>Net 144,052</b>                   | <b>280,546</b>        | <b>405,368</b>                    | <b>350,000</b>        | <b>250,000</b>        |
| <b>Dept 803</b>       | Compensated Absences               | <b>Revenue 158,644 -</b>             | <b>321,600 -</b>      | <b>134,936 -</b>                  | <b>590,887 -</b>      | <b>590,887 -</b>      |
|                       |                                    | <b>Expend. 302,696</b>               | <b>602,146</b>        | <b>540,304</b>                    | <b>940,887</b>        | <b>840,887</b>        |
|                       |                                    | <b>Net 144,052</b>                   | <b>280,546</b>        | <b>405,368</b>                    | <b>350,000</b>        | <b>250,000</b>        |

# Goodhue County



## USER-SELECTED BUDGET REPORT

01 Fund County General Revenue

Report Basis: Cash

805 Dept Employee Training & Development

|                            |  | 2018                        | 2019                | 2019                | 2020                | 2021                |
|----------------------------|--|-----------------------------|---------------------|---------------------|---------------------|---------------------|
|                            |  | Actual                      | Budget              | YTD                 | Budget              | Budget              |
| <u>Account Number</u>      |  | <u>Mo. 01 - 12</u>          |                     | <u>Mo. 01 - 11</u>  |                     |                     |
| <u>Account Description</u> |  |                             |                     |                     |                     |                     |
| 01-805-000-0000-5710       | Interest                                       | 789 -                       | 0                   | 0                   | 0                   | 0                   |
| 01-805-000-0000-6196       | Tuition Reimbursement                          | 6,985                       | 10,000              | 10,417              | 10,000              | 10,000              |
| 01-805-000-0000-6283       | Other Professional Fees                        | 9,195                       | 9,600               | 9,563               | 9,600               | 9,600               |
| 01-805-000-0000-6357       | Conferences/Schools                            | 0                           | 5,000               | 0                   | 5,000               | 5,000               |
| <b>Program</b>             | <b>000 Undesignated</b>                        | <b>Revenue 789 -</b>        | <b>0</b>            | <b>0</b>            | <b>0</b>            | <b>0</b>            |
|                            |  | <b>Expend. 16,180</b>       | <b>24,600</b>       | <b>19,980</b>       | <b>24,600</b>       | <b>24,600</b>       |
|                            |  | <b>Net 15,391</b>           | <b>24,600</b>       | <b>19,980</b>       | <b>24,600</b>       | <b>24,600</b>       |
| <b>Dept</b>                | <b>805 Employee Training &amp; Development</b> | <b>Revenue 789 -</b>        | <b>0</b>            | <b>0</b>            | <b>0</b>            | <b>0</b>            |
|                            |  | <b>Expend. 16,180</b>       | <b>24,600</b>       | <b>19,980</b>       | <b>24,600</b>       | <b>24,600</b>       |
|                            |  | <b>Net 15,391</b>           | <b>24,600</b>       | <b>19,980</b>       | <b>24,600</b>       | <b>24,600</b>       |
| <b>Fund</b>                | <b>01 County General Revenue</b>               | <b>Revenue 27,841,836 -</b> | <b>29,099,246 -</b> | <b>18,410,564 -</b> | <b>10,041,577 -</b> | <b>10,049,726 -</b> |
|                            |  | <b>Expend. 26,187,911</b>   | <b>29,099,246</b>   | <b>26,713,402</b>   | <b>29,719,243</b>   | <b>30,753,452</b>   |
|                            |  | <b>Net 1,653,925 -</b>      | <b>0</b>            | <b>8,302,838</b>    | <b>19,677,666</b>   | <b>20,703,726</b>   |

## USER-SELECTED BUDGET REPORT

03 Fund County Road and Bridge

Report Basis: Cash

310 Dept Highway Maintenance

| <u>Account Number</u> | <u>Account Description</u>           | 2018<br><u>Actual</u><br>Mo. 01 - 12 | 2019<br><u>Budget</u> | 2019<br><u>YTD</u><br>Mo. 01 - 11 | 2020<br><u>Budget</u> | 2021<br><u>Budget</u> |
|-----------------------|--------------------------------------|--------------------------------------|-----------------------|-----------------------------------|-----------------------|-----------------------|
| 03-310-000-0000-5085  | Aggregate Material Production Tax    | 63,597 -                             | 60,000 -              | 59,171 -                          | 60,000 -              | 60,000 -              |
| 03-310-000-0000-5088  | Wheelage Tax                         | 503,418 -                            | 500,000 -             | 483,246 -                         | 500,000 -             | 500,000 -             |
| 03-310-000-0000-5145  | Driveway Applications                | 840 -                                | 1,000 -               | 1,080 -                           | 1,000 -               | 1,000 -               |
| 03-310-000-0000-5146  | Over Width/Length Moving Permits     | 6,127 -                              | 8,000 -               | 5,502 -                           | 8,000 -               | 8,000 -               |
| 03-310-000-0000-5147  | Right-Of-Way Utility Permits         | 5,260 -                              | 4,000 -               | 5,970 -                           | 4,000 -               | 4,000 -               |
| 03-310-000-0000-5226  | Hwy User Tax-Regular Maintenance     | 2,482,635 -                          | 2,482,600 -           | 2,493,077 -                       | 2,495,000 -           | 2,495,000 -           |
| 03-310-000-0000-5227  | Hwy User Tax-Municipal Maintenance   | 237,505 -                            | 250,000 -             | 246,651 -                         | 246,267 -             | 246,267 -             |
| 03-310-000-0000-5228  | Hwy User Tax-MN DOT Other            | 4,154 -                              | 0                     | 36,348 -                          | 25,000 -              | 0                     |
| 03-310-000-0000-5480  | Other Charges For Services           | 25,580 -                             | 1,500 -               | 291,391 -                         | 1,500 -               | 1,500 -               |
| 03-310-000-0000-5859  | Miscellaneous Revenue                | 3,403 -                              | 2,000 -               | 2,947 -                           | 2,000 -               | 2,000 -               |
| 03-310-000-0000-5860  | Insurance Reimbursements             | 3,745 -                              | 0                     | 1,200 -                           | 0                     | 0                     |
| 03-310-000-0000-5934  | Sale Of Supplies & Materials         | 27,570 -                             | 15,000 -              | 33,810 -                          | 20,000 -              | 20,000 -              |
| 03-310-000-0000-5949  | Use of Fund Balance-Hwy Maintenance  | 0                                    | 85,000 -              | 0                                 | 0                     | 0                     |
| 03-310-000-0000-6101  | Salaries & Wages - Permanent         | 948,889                              | 1,027,291             | 932,094                           | 1,065,405             | 1,115,355             |
| 03-310-000-0000-6103  | Salaries & Wages-Part Time w/o Bene  | 22,747                               | 39,000                | 23,244                            | 39,000                | 39,000                |
| 03-310-000-0000-6104  | Salaries & Wages - Overtime          | 37,882                               | 25,000                | 46,103                            | 25,000                | 25,000                |
| 03-310-000-0000-6118  | Salaries & Wages - Uniform Allowance | 8,373                                | 8,670                 | 8,564                             | 8,670                 | 8,670                 |
| 03-310-000-0000-6151  | Group Health Insurance               | 62,870                               | 78,528                | 70,085                            | 78,960                | 86,856                |
| 03-310-000-0000-6152  | HSA Contribution                     | 56,860                               | 61,400                | 55,726                            | 63,875                | 63,875                |
| 03-310-000-0000-6153  | Family Insurance Supplement          | 112,824                              | 132,336               | 117,904                           | 137,497               | 151,247               |
| 03-310-000-0000-6154  | Life Insurance                       | 1,092                                | 1,123                 | 1,019                             | 1,123                 | 1,123                 |
| 03-310-000-0000-6155  | Dental Insurance-County Paid         | 6,792                                | 8,236                 | 7,816                             | 8,917                 | 8,917                 |
| 03-310-000-0000-6156  | Accident Insurance-County Paid       | 1,647                                | 1,891                 | 1,824                             | 2,012                 | 2,012                 |
| 03-310-000-0000-6161  | PERA                                 | 74,126                               | 78,922                | 73,355                            | 81,780                | 85,527                |
| 03-310-000-0000-6171  | FICA                                 | 59,297                               | 67,660                | 58,677                            | 70,023                | 73,120                |
| 03-310-000-0000-6173  | Workmans Compensation                | 32,914                               | 41,233                | 37,552                            | 49,057                | 41,233                |
| 03-310-000-0000-6174  | Mandatory Medicare                   | 13,868                               | 15,824                | 13,723                            | 16,376                | 17,101                |
| 03-310-000-0000-6202  | Cell Phone                           | 1,883                                | 1,800                 | 1,806                             | 1,800                 | 1,800                 |
| 03-310-000-0000-6241  | Advertising & Legal Notices          | 600                                  | 800                   | 0                                 | 200                   | 200                   |
| 03-310-000-0000-6251  | Electricity                          | 14,341                               | 16,000                | 12,355                            | 16,000                | 30,000                |
| 03-310-000-0000-6270  | Software Licensing                   | 3,925                                | 4,400                 | 4,100                             | 4,400                 | 4,400                 |
| 03-310-000-0000-6278  | Consultant Fees-Bridge Insp          | 8,654                                | 14,000                | 7,896                             | 14,000                | 14,000                |
| 03-310-000-0000-6281  | Engineering-Hyd-Pavement Test Etc    | 1,059                                | 1,500                 | 2,971                             | 1,500                 | 1,500                 |
| 03-310-000-0000-6283  | Other Professional Fees              | 220                                  | 0                     | 2,630                             | 0                     | 0                     |
| 03-310-000-0000-6291  | Employee Drug & Alcohol Testing      | 829                                  | 1,000                 | 2,748                             | 1,500                 | 1,500                 |
| 03-310-000-0000-6309  | Other-Sidewalk Snow Removal          | 0                                    | 0                     | 3,239                             | 0                     | 0                     |



## USER-SELECTED BUDGET REPORT

03 Fund County Road and Bridge  
310 Dept Highway Maintenance

Report Basis: Cash

| Account Number       | Account Description                  | 2018<br>Actual<br>Mo. 01 - 12 | 2019<br>Budget     | 2019<br>YTD<br>Mo. 01 - 11 | 2020<br>Budget     | 2021<br>Budget     |                    |
|----------------------|--------------------------------------|-------------------------------|--------------------|----------------------------|--------------------|--------------------|--------------------|
| 03-310-000-0000-6316 | Bridge Maintenance                   | 0                             | 0                  | 0                          | 0                  | 200,000            |                    |
| 03-310-000-0000-6321 | Maintenance Projects                 | 140,444                       | 275,000            | 595,593                    | 690,000            | 840,000            |                    |
| 03-310-000-0000-6322 | Seal Coating Contracts               | 678,326                       | 650,000            | 339,617                    | 350,000            | 0                  |                    |
| 03-310-000-0000-6323 | Traffic Marking Contracts            | 386,972                       | 500,000            | 357,506                    | 300,000            | 500,000            |                    |
| 03-310-000-0000-6324 | Street Signals & Lighting            | 9,981                         | 14,000             | 13,013                     | 24,000             | 24,000             |                    |
| 03-310-000-0000-6326 | Tree Trimming                        | 8,400                         | 3,000              | 1,000                      | 3,000              | 3,000              |                    |
| 03-310-000-0000-6327 | Crushed Rock Surfacing Contracts     | 83,570                        | 100,000            | 98,430                     | 150,000            | 150,000            |                    |
| 03-310-000-0000-6328 | Aggregate Roads Grading              | 3,979                         | 5,000              | 1,025                      | 5,000              | 5,000              |                    |
| 03-310-000-0000-6329 | Guard Rail Maintenance               | 0                             | 0                  | 0                          | 0                  | 200,000            |                    |
| 03-310-000-0000-6343 | Machinery & Equipment Rental         | 4,389                         | 10,000             | 8,998                      | 10,000             | 10,000             |                    |
| 03-310-000-0000-6357 | Conferences/Training                 | 255                           | 1,500              | 325                        | 1,000              | 1,000              |                    |
| 03-310-000-0000-6405 | Office/Administrative Supplies       | 152                           | 400                | 226                        | 400                | 400                |                    |
| 03-310-000-0000-6414 | Food & Beverages                     | 485                           | 450                | 424                        | 450                | 450                |                    |
| 03-310-000-0000-6417 | Safety Materials                     | 1,060                         | 2,530              | 2,232                      | 2,530              | 2,530              |                    |
| 03-310-000-0000-6432 | Other Furniture & Equipment          | 699                           | 5,000              | 900                        | 5,000              | 5,000              |                    |
| 03-310-000-0000-6480 | Equipment/Furniture<\$5,000          | 1,095                         | 3,500              | 3,590                      | 3,500              | 3,500              |                    |
| 03-310-000-0000-6502 | Aggregates & Icing Sand              | 33,097                        | 18,000             | 51,397                     | 25,900             | 25,900             |                    |
| 03-310-000-0000-6503 | Bituminous                           | 10,710                        | 40,000             | 50,613                     | 40,000             | 40,000             |                    |
| 03-310-000-0000-6504 | Traffic Signs, Posts & Misc          | 22,397                        | 27,000             | 24,648                     | 37,000             | 27,000             |                    |
| 03-310-000-0000-6505 | Culverts, Aprons, Bands Etc.         | 21,577                        | 20,000             | 12,197                     | 20,000             | 20,000             |                    |
| 03-310-000-0000-6506 | De-Icing Materials                   | 300,848                       | 250,000            | 204,406                    | 250,000            | 250,000            |                    |
| 03-310-000-0000-6507 | Crushed Rock                         | 191,668                       | 80,000             | 62,174                     | 80,000             | 80,000             |                    |
| 03-310-000-0000-6508 | Miscellaneous Road Supplies          | 19,049                        | 14,500             | 34,111                     | 14,500             | 14,500             |                    |
| 03-310-000-0000-6509 | Adopt-A-Hwy Expenses                 | 2,508                         | 2,500              | 2,478                      | 2,500              | 2,500              |                    |
| 03-310-000-0000-6511 | Weed/Brush Control                   | 8,099                         | 51,500             | 28,450                     | 51,500             | 51,500             |                    |
| 03-310-000-0000-6512 | Crack Filling                        | 42,409                        | 55,000             | 27,078                     | 55,000             | 55,000             |                    |
| 03-310-000-0000-6514 | Dust Control Chemicals               | 13,884                        | 15,500             | 12,066                     | 15,500             | 15,500             |                    |
| 03-310-000-0000-6515 | Addressing System Charges            | 13,357                        | 12,000             | 7,690                      | 12,000             | 12,000             |                    |
| 03-310-000-0000-6517 | Erosion Control & Turf Establishment | 20,438                        | 17,500             | 19,609                     | 17,500             | 17,500             |                    |
| 03-310-000-0000-6573 | Supplies-Work For Others             | 305 -                         | 0                  | 21                         | 0                  | 0                  |                    |
| 03-310-000-0000-6839 | Disposal Costs                       | 1,446                         | 1,000              | 1,399                      | 1,000              | 1,000              |                    |
| <b>Program</b>       | <b>000</b> Undesignated              | <b>Revenue</b>                | <b>3,363,834 -</b> | <b>3,409,100 -</b>         | <b>3,660,393 -</b> | <b>3,362,767 -</b> | <b>3,337,767 -</b> |
|                      |                                      | <b>Expend.</b>                | <b>3,492,681</b>   | <b>3,801,494</b>           | <b>3,446,647</b>   | <b>3,854,375</b>   | <b>4,329,716</b>   |
|                      |                                      | <b>Net</b>                    | <b>128,847</b>     | <b>392,394</b>             | <b>213,746 -</b>   | <b>491,608</b>     | <b>991,949</b>     |
| <b>Dept</b>          | <b>310</b> Highway Maintenance       | <b>Revenue</b>                | <b>3,363,834 -</b> | <b>3,409,100 -</b>         | <b>3,660,393 -</b> | <b>3,362,767 -</b> | <b>3,337,767 -</b> |

ABENCK  
12/5/2019 8:30:47AM

# Goodhue County



## USER-SELECTED BUDGET REPORT

03 Fund County Road and Bridge  
310 Dept Highway Maintenance

Report Basis: Cash

| <u>Account Number</u> | <u>Account Description</u> | 2018<br><u>Actual</u><br>Mo. 01 - 12 | 2019<br><u>Budget</u> | 2019<br><u>YTD</u><br>Mo. 01 - 11 | 2020<br><u>Budget</u> | 2021<br><u>Budget</u> |
|-----------------------|----------------------------|--------------------------------------|-----------------------|-----------------------------------|-----------------------|-----------------------|
|                       | <b>Expend.</b>             | <b>3,492,681</b>                     | <b>3,801,494</b>      | <b>3,446,647</b>                  | <b>3,854,375</b>      | <b>4,329,716</b>      |
|                       | <b>Net</b>                 | <b>128,847</b>                       | <b>392,394</b>        | <b>213,746 -</b>                  | <b>491,608</b>        | <b>991,949</b>        |

## USER-SELECTED BUDGET REPORT

03 Fund County Road and Bridge  
320 Dept Highway Construction

Report Basis: Cash

| <u>Account Number</u> | <u>Account Description</u>           | 2018<br><u>Actual</u><br>Mo. 01 - 12 | 2019<br><u>Budget</u> | 2019<br><u>YTD</u><br>Mo. 01 - 11 | 2020<br><u>Budget</u> | 2021<br><u>Budget</u> |
|-----------------------|--------------------------------------|--------------------------------------|-----------------------|-----------------------------------|-----------------------|-----------------------|
| 03-320-000-0000-5090  | Local Option Sales Tax               | 0                                    | 2,000,000 -           | 2,457,680 -                       | 2,900,000 -           | 2,900,000 -           |
| 03-320-000-0000-5230  | Hwy User Tax-Regular Construction    | 3,624,388 -                          | 4,313,000 -           | 2,467,425 -                       | 6,990,000 -           | 3,400,000 -           |
| 03-320-000-0000-5231  | Hwy User Tax-Municipal Construction  | 0                                    | 0                     | 138,059 -                         | 1,305,000 -           | 225,000 -             |
| 03-320-000-0000-5232  | Hwy User Tax-Town Bridge             | 56,402 -                             | 300,000 -             | 992,330 -                         | 1,180,000 -           | 850,000 -             |
| 03-320-000-0000-5234  | Hwy User Tax-Bridge Bonding          | 0                                    | 395,000 -             | 0                                 | 0                     | 395,000 -             |
| 03-320-000-0000-5278  | MN Dept of Transportation Grants     | 950,000 -                            | 0                     | 50,000 -                          | 0                     | 0                     |
| 03-320-000-0000-5331  | 20.205 Highway Planning & Constructi | 0                                    | 0                     | 0                                 | 2,476,202 -           | 0                     |
| 03-320-000-0000-5480  | Other Charges For Services           | 0                                    | 0                     | 80,695 -                          | 0                     | 0                     |
| 03-320-000-0000-5859  | Miscellaneous Revenue                | 0                                    | 0                     | 56,288 -                          | 0                     | 0                     |
| 03-320-000-0000-5949  | Use of Fund Balance-Hwy Construction | 0                                    | 100,000 -             | 0                                 | 600,000 -             | 4,100,000 -           |
| 03-320-000-0000-6101  | Salaries & Wages - Permanent         | 419,757                              | 462,353               | 419,877                           | 482,633               | 500,221               |
| 03-320-000-0000-6103  | Salaries & Wages-Part Time w/o Bene  | 5,437                                | 7,800                 | 6,136                             | 7,800                 | 7,800                 |
| 03-320-000-0000-6104  | Salaries & Wages - Overtime          | 20,236                               | 24,000                | 16,349                            | 24,000                | 24,000                |
| 03-320-000-0000-6151  | Group Health Insurance               | 25,331                               | 34,620                | 31,735                            | 33,339                | 36,673                |
| 03-320-000-0000-6152  | HSA Contribution                     | 12,532                               | 12,775                | 11,873                            | 15,050                | 15,050                |
| 03-320-000-0000-6153  | Family Insurance Supplement          | 34,604                               | 40,846                | 37,442                            | 42,439                | 46,682                |
| 03-320-000-0000-6154  | Life Insurance                       | 348                                  | 374                   | 343                               | 374                   | 374                   |
| 03-320-000-0000-6155  | Dental Insurance-County Paid         | 440                                  | 359                   | 329                               | 745                   | 745                   |
| 03-320-000-0000-6156  | Accident Insurance-County Paid       | 152                                  | 122                   | 112                               | 243                   | 243                   |
| 03-320-000-0000-6161  | PERA                                 | 32,977                               | 36,476                | 32,569                            | 37,997                | 39,317                |
| 03-320-000-0000-6171  | FICA                                 | 26,000                               | 30,637                | 25,661                            | 31,895                | 32,985                |
| 03-320-000-0000-6173  | Workmans Compensation                | 9,673                                | 7,158                 | 9,700                             | 8,516                 | 7,158                 |
| 03-320-000-0000-6174  | Mandatory Medicare                   | 6,081                                | 7,165                 | 6,001                             | 7,459                 | 7,714                 |
| 03-320-000-0000-6202  | Cell Phone                           | 4,395                                | 4,440                 | 4,395                             | 4,440                 | 4,440                 |
| 03-320-000-0000-6206  | Data Cards                           | 420                                  | 500                   | 385                               | 500                   | 500                   |
| 03-320-000-0000-6232  | Publications & Brochures             | 55                                   | 0                     | 0                                 | 0                     | 0                     |
| 03-320-000-0000-6241  | Advertising & Legal Notices          | 166                                  | 750                   | 0                                 | 250                   | 250                   |
| 03-320-000-0000-6243  | Membership Dues/Professional Licens  | 392                                  | 325                   | 50                                | 325                   | 325                   |
| 03-320-000-0000-6268  | Software Maintenance Contracts       | 12,528                               | 12,000                | 12,363                            | 12,000                | 12,000                |
| 03-320-000-0000-6278  | Consultant Fees                      | 140 -                                | 30,000                | 36,164                            | 30,000                | 175,000               |
| 03-320-000-0000-6281  | Preliminary Engineering & Design     | 50,565                               | 70,000                | 14,450                            | 270,000               | 270,000               |
| 03-320-000-0000-6283  | Other Professional Fees              | 1,324                                | 0                     | 66                                | 0                     | 0                     |
| 03-320-000-0000-6287  | Construction Phase Engineering & Tes | 15,973                               | 20,000                | 9,179                             | 20,000                | 20,000                |
| 03-320-000-0000-6301  | Non-Contract Project Costs           | 4,966                                | 3,000                 | 125                               | 6,000                 | 6,000                 |
| 03-320-000-0000-6302  | Copies/Copier Maintenance            | 731                                  | 900                   | 658                               | 900                   | 900                   |
| 03-320-000-0000-6304  | Other Machinery & Equipment Maint    | 1,764                                | 2,000                 | 129                               | 2,000                 | 2,000                 |

# Goodhue County



## USER-SELECTED BUDGET REPORT

03 Fund County Road and Bridge  
320 Dept Highway Construction

Report Basis: Cash

| <u>Account Number</u> |            | <u>Account Description</u>           | 2018<br><u>Actual</u><br>Mo. 01 - 12 | 2019<br><u>Budget</u> | 2019<br><u>YTD</u><br>Mo. 01 - 11 | 2020<br><u>Budget</u> | 2021<br><u>Budget</u> |                     |
|-----------------------|------------|--------------------------------------|--------------------------------------|-----------------------|-----------------------------------|-----------------------|-----------------------|---------------------|
| 03-320-000-0000-6311  |            | Right-Of-Way CSAH Road System        | 36,549                               | 100,000               | 3,000                             | 100,000               | 100,000               |                     |
| 03-320-000-0000-6319  |            | Township Bridge Projects             | 104,849                              | 300,000               | 390,870                           | 1,180,000             | 850,000               |                     |
| 03-320-000-0000-6320  |            | Construction Contracts               | 6,739,115                            | 6,308,000             | 3,983,878                         | 13,871,202            | 12,820,000            |                     |
| 03-320-000-0000-6321  |            | Minor Non-Contract Charges           | 4,822                                | 3,000                 | 335                               | 0                     | 0                     |                     |
| 03-320-000-0000-6357  |            | Conferences/Training                 | 6,145                                | 5,000                 | 6,219                             | 5,000                 | 5,000                 |                     |
| 03-320-000-0000-6402  |            | Paper/Toner/Inkjet Cartridges        | 603                                  | 700                   | 707                               | 700                   | 700                   |                     |
| 03-320-000-0000-6405  |            | Office & Computer Supplies/Small Equ | 403                                  | 500                   | 685                               | 500                   | 500                   |                     |
| 03-320-000-0000-6414  |            | Food & Beverages                     | 145                                  | 350                   | 142                               | 350                   | 350                   |                     |
| 03-320-000-0000-6417  |            | Safety Materials                     | 485                                  | 1,000                 | 1,368                             | 1,000                 | 1,000                 |                     |
| 03-320-000-0000-6432  |            | Other Furniture & Equipment          | 5,700                                | 3,500                 | 1,350                             | 3,500                 | 3,500                 |                     |
| 03-320-000-0000-6480  |            | Equipment/Furniture<\$5,000          | 0                                    | 3,000                 | 0                                 | 3,000                 | 3,000                 |                     |
| 03-320-000-0000-6501  |            | Field Engineering/Survey Supplies    | 3,013                                | 4,000                 | 2,597                             | 4,000                 | 4,000                 |                     |
| 03-320-000-0000-6508  |            | Misc Road Construction Supplies      | 381                                  | 1,000                 | 0                                 | 1,000                 | 1,000                 |                     |
| 03-320-000-0000-6846  |            | State Aid Pass-Thru                  | 0                                    | 0                     | 44,472                            | 0                     | 0                     |                     |
| 03-320-000-0000-6850  |            | Miscellaneous Expense                | 0                                    | 0                     | 20                                | 0                     | 0                     |                     |
| 03-320-000-0000-6999  |            | Future Fund Balance-LOST             | 0                                    | 2,000,000             | 0                                 | 2,000,000             | 0                     |                     |
| <b>Program</b>        | <b>000</b> | Undesignated                         | <b>Revenue</b>                       | <b>4,630,790 -</b>    | <b>7,108,000 -</b>                | <b>6,242,477 -</b>    | <b>15,451,202 -</b>   | <b>11,870,000 -</b> |
|                       |            |                                      | <b>Expend.</b>                       | <b>7,588,917</b>      | <b>9,538,650</b>                  | <b>5,111,734</b>      | <b>18,209,157</b>     | <b>14,999,427</b>   |
|                       |            |                                      | <b>Net</b>                           | <b>2,958,127</b>      | <b>2,430,650</b>                  | <b>1,130,743 -</b>    | <b>2,757,955</b>      | <b>3,129,427</b>    |
| <b>Dept</b>           | <b>320</b> | Highway Construction                 | <b>Revenue</b>                       | <b>4,630,790 -</b>    | <b>7,108,000 -</b>                | <b>6,242,477 -</b>    | <b>15,451,202 -</b>   | <b>11,870,000 -</b> |
|                       |            |                                      | <b>Expend.</b>                       | <b>7,588,917</b>      | <b>9,538,650</b>                  | <b>5,111,734</b>      | <b>18,209,157</b>     | <b>14,999,427</b>   |
|                       |            |                                      | <b>Net</b>                           | <b>2,958,127</b>      | <b>2,430,650</b>                  | <b>1,130,743 -</b>    | <b>2,757,955</b>      | <b>3,129,427</b>    |

## USER-SELECTED BUDGET REPORT

03 Fund County Road and Bridge  
330 Dept Highway Administration

Report Basis: Cash

| <u>Account Number</u> | <u>Account Description</u>           | 2018<br><u>Actual</u><br>Mo. 01 - 12 | 2019<br><u>Budget</u> | 2019<br><u>YTD</u><br>Mo. 01 - 11 | 2020<br><u>Budget</u> | 2021<br><u>Budget</u> |
|-----------------------|--------------------------------------|--------------------------------------|-----------------------|-----------------------------------|-----------------------|-----------------------|
| 03-330-000-0000-5001  | Current Real & Personal Property Tax | 4,046,774 -                          | 4,092,556 -           | 2,164,329 -                       | 0                     | 0                     |
| 03-330-000-0000-5006  | Delinquent Taxes-Real & Personal     | 20,226 -                             | 0                     | 16,910 -                          | 0                     | 0                     |
| 03-330-000-0000-5060  | Current Mobile Home Taxes            | 4,628 -                              | 0                     | 0                                 | 0                     | 0                     |
| 03-330-000-0000-5064  | Delinquent Taxes-Mobile Home         | 1,113 -                              | 0                     | 498 -                             | 0                     | 0                     |
| 03-330-000-0000-5207  | PILT-Wildlife Management             | 2,493 -                              | 0                     | 2,285 -                           | 0                     | 0                     |
| 03-330-000-0000-5208  | PILT-Gross Shelter Rent              | 4,358 -                              | 0                     | 3,660 -                           | 0                     | 0                     |
| 03-330-000-0000-5209  | PILT-30% Rental Reimbursement        | 54 -                                 | 0                     | 14 -                              | 0                     | 0                     |
| 03-330-000-0000-5211  | Market Value Credit Aid              | 56,799 -                             | 52,370 -              | 28,488 -                          | 0                     | 0                     |
| 03-330-000-0000-5212  | Disparity Reduction Aid              | 3,643 -                              | 0                     | 1,822 -                           | 0                     | 0                     |
| 03-330-000-0000-5238  | Hwy User Tax-Town Road Allotment     | 542,701 -                            | 542,701 -             | 538,457 -                         | 538,457 -             | 538,457 -             |
| 03-330-000-0000-5810  | Rental Income                        | 2,250 -                              | 2,125 -               | 2,200 -                           | 2,125 -               | 2,125 -               |
| 03-330-000-0000-5859  | Miscellaneous Revenue                | 800 -                                | 0                     | 13,309 -                          | 0                     | 0                     |
| 03-330-000-0000-5947  | Transfers In                         | 4,804 -                              | 0                     | 0                                 | 0                     | 0                     |
| 03-330-000-0000-5948  | Transfers In - Inter Fund            | 0                                    | 500 -                 | 884 -                             | 7,500 -               | 1,000 -               |
| 03-330-000-0000-6101  | Salaries & Wages - Permanent         | 117,717                              | 125,183               | 115,219                           | 132,239               | 138,367               |
| 03-330-000-0000-6103  | Salaries & Wages-Part Time w/o Bene  | 5,330                                | 10,400                | 4,784                             | 10,400                | 10,400                |
| 03-330-000-0000-6104  | Salaries & Wages - Overtime          | 414                                  | 2,000                 | 965                               | 2,000                 | 2,000                 |
| 03-330-000-0000-6107  | Salaries & Wages - Department Heads  | 141,484                              | 148,408               | 136,826                           | 152,485               | 156,291               |
| 03-330-000-0000-6151  | Group Health Insurance               | 0                                    | 0                     | 2,252                             | 7,019                 | 7,721                 |
| 03-330-000-0000-6152  | HSA Contribution                     | 12,050                               | 12,050                | 9,972                             | 8,925                 | 8,925                 |
| 03-330-000-0000-6153  | Family Insurance Supplement          | 60,066                               | 70,940                | 59,946                            | 57,864                | 63,650                |
| 03-330-000-0000-6154  | Life Insurance                       | 187                                  | 187                   | 172                               | 187                   | 187                   |
| 03-330-000-0000-6155  | Dental Insurance-County Paid         | 704                                  | 1,253                 | 658                               | 372                   | 122                   |
| 03-330-000-0000-6156  | Accident Insurance-County Paid       | 183                                  | 275                   | 167                               | 122                   | 275                   |
| 03-330-000-0000-6161  | PERA                                 | 19,471                               | 20,669                | 18,976                            | 21,504                | 22,249                |
| 03-330-000-0000-6171  | FICA                                 | 14,864                               | 17,731                | 15,029                            | 18,422                | 19,038                |
| 03-330-000-0000-6173  | Workmans Compensation                | 203                                  | 192                   | 207                               | 228                   | 192                   |
| 03-330-000-0000-6174  | Mandatory Medicare                   | 3,575                                | 4,147                 | 3,515                             | 4,308                 | 4,452                 |
| 03-330-000-0000-6201  | Telephone                            | 0                                    | 1,600                 | 0                                 | 1,600                 | 1,600                 |
| 03-330-000-0000-6202  | Cell Phone                           | 610                                  | 700                   | 618                               | 700                   | 700                   |
| 03-330-000-0000-6203  | Postage                              | 249                                  | 500                   | 405                               | 500                   | 500                   |
| 03-330-000-0000-6209  | Internet                             | 638                                  | 600                   | 557                               | 600                   | 600                   |
| 03-330-000-0000-6241  | Advertising & Legal Notices          | 368                                  | 0                     | 0                                 | 0                     | 0                     |
| 03-330-000-0000-6243  | Membership Dues & Fees               | 4,107                                | 4,000                 | 3,665                             | 4,000                 | 4,000                 |
| 03-330-000-0000-6244  | Subscriptions                        | 206                                  | 150                   | 289                               | 150                   | 150                   |
| 03-330-000-0000-6268  | Software Maintenance Contracts       | 5,696                                | 5,700                 | 5,867                             | 5,900                 | 5,900                 |

## USER-SELECTED BUDGET REPORT

03 Fund County Road and Bridge  
330 Dept Highway Administration

Report Basis: Cash

|                            |                                   | 2018               | 2019               | 2019               | 2020               | 2021             |                  |
|----------------------------|-----------------------------------|--------------------|--------------------|--------------------|--------------------|------------------|------------------|
|                            |                                   | Actual             | Budget             | YTD                | Budget             | Budget           |                  |
| <u>Account Number</u>      |                                   | <u>Mo. 01 - 12</u> |                    | <u>Mo. 01 - 11</u> |                    |                  |                  |
| <u>Account Description</u> |                                   |                    |                    |                    |                    |                  |                  |
| 03-330-000-0000-6270       | Software Licensing                | 13                 | 0                  | 0                  | 0                  | 0                |                  |
| 03-330-000-0000-6278       | Consultant Fees                   | 31,916             | 31,000             | 29,492             | 31,000             | 31,000           |                  |
| 03-330-000-0000-6283       | Other Professional Fees           | 828                | 3,000              | 967                | 3,000              | 3,000            |                  |
| 03-330-000-0000-6302       | Copies/Copier Maintenance         | 4,380              | 4,640              | 4,177              | 4,640              | 4,640            |                  |
| 03-330-000-0000-6305       | Building Maintenance              | 13,200             | 14,500             | 12,000             | 14,500             | 14,500           |                  |
| 03-330-000-0000-6331       | Mileage & Transportation          | 258                | 400                | 0                  | 400                | 400              |                  |
| 03-330-000-0000-6332       | Meals & Lodging                   | 175                | 0                  | 0                  | 0                  | 0                |                  |
| 03-330-000-0000-6351       | Insurance                         | 16,414             | 16,483             | 14,905             | 17,875             | 16,483           |                  |
| 03-330-000-0000-6357       | Conferences/Training              | 10,627             | 13,500             | 7,993              | 13,500             | 13,500           |                  |
| 03-330-000-0000-6402       | Paper/Toner/Ink Jet Cartridges    | 751                | 900                | 453                | 900                | 900              |                  |
| 03-330-000-0000-6405       | Office Supplies/Small Equip       | 1,730              | 1,200              | 1,083              | 1,200              | 1,200            |                  |
| 03-330-000-0000-6414       | Food & Beverages                  | 164                | 150                | 138                | 150                | 150              |                  |
| 03-330-000-0000-6420       | Other General Supplies            | 104                | 315                | 28                 | 315                | 315              |                  |
| 03-330-000-0000-6432       | Other Furniture & Equipment       | 509                | 1,000              | 1,000              | 1,000              | 1,000            |                  |
| 03-330-000-0000-6845       | Town Road Allotment               | 542,701            | 542,701            | 538,457            | 538,457            | 538,457          |                  |
| 03-330-000-0000-6850       | Miscellaneous Expense             | 20                 | 0                  | 0                  | 0                  | 0                |                  |
| 03-330-000-0000-6997       | Transfers Out                     | 2,071 -            | 0                  | 0                  | 0                  | 0                |                  |
| <b>Program</b>             | <b>000 Undesignated</b>           | <b>Revenue</b>     | <b>4,690,643 -</b> | <b>4,690,252 -</b> | <b>2,772,856 -</b> | <b>548,082 -</b> | <b>541,582 -</b> |
|                            |                                   | <b>Expend.</b>     | <b>1,009,841</b>   | <b>1,056,474</b>   | <b>990,782</b>     | <b>1,056,462</b> | <b>1,072,864</b> |
|                            |                                   | <b>Net</b>         | <b>3,680,802 -</b> | <b>3,633,778 -</b> | <b>1,782,074 -</b> | <b>508,380</b>   | <b>531,282</b>   |
| <b>Dept</b>                | <b>330 Highway Administration</b> | <b>Revenue</b>     | <b>4,690,643 -</b> | <b>4,690,252 -</b> | <b>2,772,856 -</b> | <b>548,082 -</b> | <b>541,582 -</b> |
|                            |                                   | <b>Expend.</b>     | <b>1,009,841</b>   | <b>1,056,474</b>   | <b>990,782</b>     | <b>1,056,462</b> | <b>1,072,864</b> |
|                            |                                   | <b>Net</b>         | <b>3,680,802 -</b> | <b>3,633,778 -</b> | <b>1,782,074 -</b> | <b>508,380</b>   | <b>531,282</b>   |

## USER-SELECTED BUDGET REPORT

03 Fund County Road and Bridge  
340 Dept Equipment Maintenance

Report Basis: Cash

| <u>Account Number</u> | <u>Account Description</u>             | 2018<br><u>Actual</u><br>Mo. 01 - 12 | 2019<br><u>Budget</u> | 2019<br><u>YTD</u><br>Mo. 01 - 11 | 2020<br><u>Budget</u> | 2021<br><u>Budget</u> |
|-----------------------|--|--------------------------------------|-----------------------|-----------------------------------|-----------------------|-----------------------|
| 03-340-000-0000-5480  | Other Charges For Services             | 18,874 -                             | 1,200 -               | 4,551 -                           | 1,200 -               | 1,200 -               |
| 03-340-000-0000-5859  | Miscellaneous Revenue                  | 607 -                                | 800 -                 | 40 -                              | 800 -                 | 800 -                 |
| 03-340-000-0000-5860  | Insurance Reimbursements               | 783 -                                | 0                     | 0                                 | 0                     | 0                     |
| 03-340-000-0000-5934  | Sale Of Supplies/Mat/Equipment         | 0                                    | 0                     | 9,351 -                           | 0                     | 0                     |
| 03-340-000-0000-5949  | Use of Fund Balance-Equip Maintenan    | 0                                    | 0                     | 0                                 | 210,000 -             | 0                     |
| 03-340-000-0000-6101  | Salaries & Wages - Permanent           | 57,744                               | 61,842                | 56,614                            | 64,820                | 67,638                |
| 03-340-000-0000-6104  | Salaries & Wages - Overtime            | 311                                  | 100                   | 711                               | 100                   | 100                   |
| 03-340-000-0000-6118  | Salaries & Wages - Uniform Allowance   | 510                                  | 510                   | 510                               | 510                   | 510                   |
| 03-340-000-0000-6152  | HSA Contribution                       | 2,700                                | 2,700                 | 2,492                             | 2,800                 | 2,800                 |
| 03-340-000-0000-6153  | Family Insurance Supplement            | 17,302                               | 20,423                | 18,721                            | 21,219                | 23,341                |
| 03-340-000-0000-6154  | Life Insurance                         | 62                                   | 62                    | 57                                | 62                    | 62                    |
| 03-340-000-0000-6161  | PERA                                   | 4,354                                | 4,646                 | 4,299                             | 4,869                 | 5,080                 |
| 03-340-000-0000-6171  | FICA                                   | 2,980                                | 3,840                 | 2,911                             | 4,025                 | 4,200                 |
| 03-340-000-0000-6173  | Workmans Compensation                  | 1,992                                | 1,801                 | 2,065                             | 2,143                 | 1,801                 |
| 03-340-000-0000-6174  | Mandatory Medicare                     | 697                                  | 898                   | 681                               | 941                   | 982                   |
| 03-340-000-0000-6202  | Cell Phone                             | 769                                  | 700                   | 695                               | 700                   | 700                   |
| 03-340-000-0000-6245  | State Required Registration or License | 40                                   | 90                    | 40                                | 90                    | 90                    |
| 03-340-000-0000-6270  | Software Licensing                     | 2,484                                | 3,300                 | 4,734                             | 5,600                 | 5,600                 |
| 03-340-000-0000-6291  | Employee Drug & Alcohol Testing        | 92                                   | 40                    | 20                                | 40                    | 40                    |
| 03-340-000-0000-6303  | Labor-Trucks & Pick Ups                | 11,807                               | 10,000                | 26,584                            | 19,500                | 19,500                |
| 03-340-000-0000-6304  | Other Machinery & Equipment Maint      | 5,241                                | 20,000                | 11,873                            | 20,000                | 20,000                |
| 03-340-000-0000-6307  | Uniform Maintenance                    | 546                                  | 450                   | 1,064                             | 1,050                 | 1,050                 |
| 03-340-000-0000-6309  | Other-Vehicle or Boat License & Title  | 704                                  | 700                   | 0                                 | 700                   | 0                     |
| 03-340-000-0000-6351  | Property Insurance                     | 39,520                               | 42,934                | 45,171                            | 46,559                | 42,934                |
| 03-340-000-0000-6357  | Conferences/Training                   | 620                                  | 950                   | 0                                 | 500                   | 500                   |
| 03-340-000-0000-6405  | Office Supplies/Small Equip            | 0                                    | 0                     | 24                                | 0                     | 0                     |
| 03-340-000-0000-6417  | Safety Materials                       | 48                                   | 250                   | 40                                | 250                   | 250                   |
| 03-340-000-0000-6420  | Other General Supplies                 | 14,630                               | 10,000                | 15,646                            | 11,800                | 11,800                |
| 03-340-000-0000-6432  | Other Furniture & Equipment            | 570                                  | 3,000                 | 825                               | 3,000                 | 3,000                 |
| 03-340-000-0000-6480  | Equipment/Furniture<\$5,000            | 0                                    | 500                   | 8,967                             | 500                   | 500                   |
| 03-340-000-0000-6561  | Motor Oil & Lubricants                 | 6,313                                | 10,000                | 10,993                            | 10,000                | 10,000                |
| 03-340-000-0000-6562  | Truck & Pickup Repair Parts            | 56,773                               | 50,000                | 81,000                            | 70,000                | 70,000                |
| 03-340-000-0000-6563  | Heavy & Misc Equip Repair Parts        | 21,479                               | 30,000                | 34,470                            | 30,000                | 30,000                |
| 03-340-000-0000-6565  | Diesel Fuel                            | 176,584                              | 120,000               | 176,387                           | 200,000               | 200,000               |
| 03-340-000-0000-6567  | Gasoline (Unleaded)                    | 20,277                               | 20,000                | 14,357                            | 20,000                | 20,000                |
| 03-340-000-0000-6569  | Small Tools & Shop Equipment           | 4,387                                | 6,000                 | 5,688                             | 6,000                 | 6,000                 |

ABENCK  
12/5/2019 8:30:47AM

# Goodhue County



## USER-SELECTED BUDGET REPORT

03 Fund County Road and Bridge  
340 Dept Equipment Maintenance

Report Basis: Cash

|                            |                                  | 2018               | 2019            | 2019               | 2020            | 2021             |
|----------------------------|----------------------------------|--------------------|-----------------|--------------------|-----------------|------------------|
|                            |                                  | Actual             | Budget          | YTD                | Budget          | Budget           |
| <u>Account Number</u>      |                                  | <u>Mo. 01 - 12</u> |                 | <u>Mo. 01 - 11</u> |                 |                  |
| <u>Account Description</u> |                                  |                    |                 |                    |                 |                  |
| 03-340-000-0000-6570       | Welding Supplies                 | 1,062              | 900             | 1,036              | 900             | 900              |
| 03-340-000-0000-6572       | Cutting Edges                    | 39,889             | 40,000          | 32,946             | 40,000          | 40,000           |
| 03-340-000-0000-6575       | Tires                            | 23,743             | 21,900          | 22,394             | 21,900          | 21,900           |
| 03-340-000-0000-6998       | Transfers Out - Inter Fund       | 0                  | 0               | 0                  | 210,000         | 0                |
| <b>Program</b>             | <b>000</b> Undesignated          | <b>Revenue</b>     | <b>20,264 -</b> | <b>2,000 -</b>     | <b>13,942 -</b> | <b>212,000 -</b> |
|                            |                                  | <b>Expend.</b>     | <b>516,230</b>  | <b>488,536</b>     | <b>584,015</b>  | <b>820,578</b>   |
|                            |                                  | <b>Net</b>         | <b>495,966</b>  | <b>486,536</b>     | <b>570,073</b>  | <b>608,578</b>   |
| <b>Dept</b>                | <b>340</b> Equipment Maintenance | <b>Revenue</b>     | <b>20,264 -</b> | <b>2,000 -</b>     | <b>13,942 -</b> | <b>212,000 -</b> |
|                            |                                  | <b>Expend.</b>     | <b>516,230</b>  | <b>488,536</b>     | <b>584,015</b>  | <b>820,578</b>   |
|                            |                                  | <b>Net</b>         | <b>495,966</b>  | <b>486,536</b>     | <b>570,073</b>  | <b>608,578</b>   |



## USER-SELECTED BUDGET REPORT

03 Fund County Road and Bridge  
350 Dept Shop Maintenance

Report Basis: Cash

| <u>Account Number</u> | <u>Account Description</u>         | <u>2018 Actual</u><br><u>Mo. 01 - 12</u> | <u>2019 Budget</u> | <u>2019 YTD</u><br><u>Mo. 01 - 11</u> | <u>2020 Budget</u> | <u>2021 Budget</u> |
|-----------------------|------------------------------------|--|--------------------|---------------------------------------|--------------------|--------------------|
| 03-350-000-0000-5949  | Use of Fund Balance-Hwy Shop Maint | 0  | 0                  | 0                                     | 175,000 -          | 0                  |
| 03-350-000-0000-6201  | Telephone                          | 2,936                                    | 0                  | 2,734                                 | 3,000              | 3,000              |
| 03-350-000-0000-6209  | Internet                           | 2,267                                    | 2,800              | 2,353                                 | 2,800              | 2,800              |
| 03-350-000-0000-6251  | Electricity                        | 27,716                                   | 28,000             | 24,670                                | 28,000             | 28,000             |
| 03-350-000-0000-6252  | Natural Gas & Lp                   | 21,183                                   | 26,000             | 20,995                                | 26,000             | 26,000             |
| 03-350-000-0000-6253  | Water/Sewer/Garbage Pick Up        | 9,713                                    | 9,000              | 9,320                                 | 9,000              | 9,000              |
| 03-350-000-0000-6283  | Other Professional Fees            | 4,353                                    | 2,000              | 3,838                                 | 2,000              | 2,000              |
| 03-350-000-0000-6304  | Other Machinery & Equipment Maint  | 2,983                                    | 5,000              | 3,277                                 | 5,000              | 5,000              |
| 03-350-000-0000-6305  | Building Maintenance               | 18,139                                   | 40,000             | 5,014                                 | 40,000             | 40,000             |
| 03-350-000-0000-6306  | Grounds Maintenance                | 4,320                                    | 5,000              | 4,179                                 | 5,000              | 5,000              |
| 03-350-000-0000-6343  | Machinery & Equipment Rental       | 122                                      | 0                  | 66                                    | 0                  | 0                  |
| 03-350-000-0000-6351  | Property Insurance                 | 10,717                                   | 10,798             | 11,222                                | 11,710             | 10,798             |
| 03-350-000-0000-6420  | Other General Supplies             | 3,563                                    | 3,500              | 2,654                                 | 3,500              | 3,500              |
| 03-350-000-0000-6432  | Other Furniture & Equipment        | 0  | 1,500              | 0                                     | 1,500              | 1,500              |
| 03-350-000-0000-6480  | Equipment/Furniture<\$5,000        | 1,500                                    | 0                  | 0                                     | 0                  | 0                  |
| 03-350-000-0000-6563  | Building & Systems Repair Parts    | 15,384                                   | 5,000              | 14,139                                | 5,000              | 5,000              |
| 03-350-000-0000-6646  | Building/Building Improvements     | 10,311                                   | 0                  | 11,494                                | 0                  | 0                  |
| 03-350-000-0000-6998  | Transfers Out - Inter Fund         | 0  | 0                  | 0                                     | 175,000            | 0                  |
| <b>Program</b>        | <b>000 Undesignated</b>            | <b>0</b>                                 | <b>0</b>           | <b>0</b>                              | <b>175,000 -</b>   | <b>0</b>           |
|                       |                                    | <b>Expend.</b>                           | <b>135,207</b>     | <b>138,598</b>                        | <b>115,955</b>     | <b>317,510</b>     |
|                       |                                    | <b>Net</b>                               | <b>135,207</b>     | <b>138,598</b>                        | <b>115,955</b>     | <b>142,510</b>     |
| <b>Dept</b>           | <b>350 Shop Maintenance</b>        | <b>0</b>                                 | <b>0</b>           | <b>0</b>                              | <b>175,000 -</b>   | <b>0</b>           |
|                       |                                    | <b>Expend.</b>                           | <b>135,207</b>     | <b>138,598</b>                        | <b>115,955</b>     | <b>317,510</b>     |
|                       |                                    | <b>Net</b>                               | <b>135,207</b>     | <b>138,598</b>                        | <b>115,955</b>     | <b>142,510</b>     |

# Goodhue County



## USER-SELECTED BUDGET REPORT

03 Fund County Road and Bridge  
521 Dept County Parks

Report Basis: Cash

|                      |                                     |                        | 2018           | 2019                | 2019                | 2020                | 2021                |                     |
|----------------------|-------------------------------------|------------------------|----------------|---------------------|---------------------|---------------------|---------------------|---------------------|
|                      |                                     |                        | Actual         | Budget              | YTD                 | Budget              | Budget              |                     |
|                      |                                     |                        | Mo. 01 - 12    |                     | Mo. 01 - 11         |                     |                     |                     |
| Account Number       | Account Description                 |                        |                |                     |                     |                     |                     |                     |
| 03-521-000-0000-5083 | Sale of Forfeited Land              |                        | 29,830 -       | 6,000 -             | 2,511 -             | 6,000 -             | 6,000 -             |                     |
| 03-521-000-0000-5180 | Byllesby Permits                    |                        | 80 -           | 200 -               | 160 -               | 200 -               | 200 -               |                     |
| 03-521-000-0000-5810 | Rental Income-Byllesby              |                        | 6,526 -        | 6,500 -             | 5,834 -             | 6,500 -             | 6,500 -             |                     |
| 03-521-000-0000-5859 | Misc Revenue                        |                        | 0              | 0                   | 1,000 -             | 0                   | 0                   |                     |
| 03-521-000-0000-6106 | Per Diem in Lieu of Salaries        |                        | 1,600          | 1,000               | 700                 | 1,000               | 1,000               |                     |
| 03-521-000-0000-6243 | Membership Dues & Fees              |                        | 300            | 300                 | 325                 | 325                 | 325                 |                     |
| 03-521-000-0000-6251 | Electric                            |                        | 1,244          | 1,200               | 1,115               | 1,200               | 1,200               |                     |
| 03-521-000-0000-6278 | Consultant Fees                     |                        | 6,220          | 10,000              | 15,234              | 10,000              | 10,000              |                     |
| 03-521-000-0000-6306 | Grounds Maintenance                 |                        | 7,740          | 14,600              | 1,935               | 14,600              | 14,600              |                     |
| 03-521-000-0000-6331 | Mileage                             |                        | 691            | 450                 | 362                 | 450                 | 450                 |                     |
| 03-521-000-0000-6343 | Equipment Rent (Dumpsters & Portabl |                        | 5,381          | 7,000               | 5,671               | 7,000               | 7,000               |                     |
| 03-521-000-0000-6351 | Insurance                           |                        | 122            | 0                   | 329                 | 358                 | 330                 |                     |
| 03-521-000-0000-6414 | Food & Beverages                    |                        | 105            | 250                 | 0                   | 250                 | 250                 |                     |
| 03-521-000-0000-6420 | General Supplies & Repair Parts     |                        | 2,583          | 3,000               | 1,719               | 3,000               | 3,000               |                     |
| 03-521-000-0000-6621 | Land Purchases                      |                        | 62,011         | 0                   | 0                   | 0                   | 0                   |                     |
| 03-521-000-0000-6632 | Land Improvements                   |                        | 0              | 110,000             | 0                   | 110,000             | 110,000             |                     |
| 03-521-000-0000-6669 | Equipment/Furniture>=5,000          |                        | 0              | 50,000              | 0                   | 50,000              | 50,000              |                     |
| 03-521-000-0000-6850 | Miscellaneous Expense               |                        | 461            | 500                 | 1,962               | 500                 | 500                 |                     |
| <b>Program</b>       | <b>000</b>                          | Undesignated           | <b>Revenue</b> | <b>36,436 -</b>     | <b>12,700 -</b>     | <b>9,505 -</b>      | <b>12,700 -</b>     | <b>12,700 -</b>     |
|                      |                                     |                        | <b>Expend.</b> | <b>88,458</b>       | <b>198,300</b>      | <b>29,352</b>       | <b>198,683</b>      | <b>198,655</b>      |
|                      |                                     |                        | <b>Net</b>     | <b>52,022</b>       | <b>185,600</b>      | <b>19,847</b>       | <b>185,983</b>      | <b>185,955</b>      |
| <b>Dept</b>          | <b>521</b>                          | County Parks           | <b>Revenue</b> | <b>36,436 -</b>     | <b>12,700 -</b>     | <b>9,505 -</b>      | <b>12,700 -</b>     | <b>12,700 -</b>     |
|                      |                                     |                        | <b>Expend.</b> | <b>88,458</b>       | <b>198,300</b>      | <b>29,352</b>       | <b>198,683</b>      | <b>198,655</b>      |
|                      |                                     |                        | <b>Net</b>     | <b>52,022</b>       | <b>185,600</b>      | <b>19,847</b>       | <b>185,983</b>      | <b>185,955</b>      |
| <b>Fund</b>          | <b>03</b>                           | County Road and Bridge | <b>Revenue</b> | <b>12,741,967 -</b> | <b>15,222,052 -</b> | <b>12,699,173 -</b> | <b>19,761,751 -</b> | <b>15,764,049 -</b> |
|                      |                                     |                        | <b>Expend.</b> | <b>12,831,334</b>   | <b>15,222,052</b>   | <b>10,278,485</b>   | <b>24,456,765</b>   | <b>21,353,538</b>   |
|                      |                                     |                        | <b>Net</b>     | <b>89,367</b>       | <b>0</b>            | <b>2,420,688 -</b>  | <b>4,695,014</b>    | <b>5,589,489</b>    |

# Goodhue County



## USER-SELECTED BUDGET REPORT

11 Fund Health & Human Service Fund  
400 Dept Health & Human Services General

Report Basis: Cash

|                            |  | 2018               | 2019               | 2019               | 2020               | 2021            |
|----------------------------|--|--------------------|--------------------|--------------------|--------------------|-----------------|
|                            |  | Actual             | Budget             | YTD                | Budget             | Budget          |
| <u>Account Number</u>      |  | <u>Mo. 01 - 12</u> |                    | <u>Mo. 01 - 11</u> |                    |                 |
| <u>Account Description</u> |  |                    |                    |                    |                    |                 |
| 11-400-000-0000-5001       | Current Real & Personal Property Tax           | 6,909,499 -        | 7,355,626 -        | 3,889,659 -        | 0                  | 0               |
| 11-400-000-0000-5006       | Delinquent Taxes-Real & Personal               | 29,338 -           | 0                  | 28,587 -           | 0                  | 0               |
| 11-400-000-0000-5060       | Current Mobile Home Taxes                      | 7,902 -            | 0                  | 0                  | 0                  | 0               |
| 11-400-000-0000-5064       | Delinquent Taxes-Mobile Home                   | 1,573 -            | 0                  | 806 -              | 0                  | 0               |
| 11-400-000-0000-5207       | PILT-Wildlife Management                       | 4,256 -            | 3,537 -            | 4,107 -            | 4,000 -            | 4,000 -         |
| 11-400-000-0000-5208       | PILT-Gross Shelter Rent                        | 7,441 -            | 5,500 -            | 6,577 -            | 6,500 -            | 6,500 -         |
| 11-400-000-0000-5209       | PILT-30% Rental Reimbursement Tax              | 92 -               | 60 -               | 25 -               | 60 -               | 60 -            |
| 11-400-000-0000-5211       | Market Value Credit Aid                        | 97,012 -           | 94,125 -           | 48,657 -           | 0                  | 0               |
| 11-400-000-0000-5212       | Disparity Reduction Aid                        | 6,222 -            | 0                  | 3,111 -            | 0                  | 0               |
| 11-400-000-0000-5213       | PERA Rate Aid                                  | 23,421 -           | 23,422 -           | 11,711 -           | 23,422 -           | 23,422 -        |
| 11-400-000-0000-5947       | Transfers In H&HS                              | 46,366 -           | 0                  | 0                  | 0                  | 0               |
| 11-400-000-0000-5948       | Transfers In - Inter Fund                      | 0                  | 21,424 -           | 36,469 -           | 40,641 -           | 40,641 -        |
| 11-400-000-0000-6998       | Transfers Out - Inter Fund                     | 0                  | 0                  | 22,500             | 0                  | 0               |
| <b>Program</b>             | <b>000 Undesignated</b>                        | <b>Revenue</b>     | <b>7,133,122 -</b> | <b>7,503,694 -</b> | <b>4,029,709 -</b> | <b>74,623 -</b> |
|                            |  | <b>Expend.</b>     | <b>0</b>           | <b>0</b>           | <b>22,500</b>      | <b>0</b>        |
|                            |  | <b>Net</b>         | <b>7,133,122 -</b> | <b>7,503,694 -</b> | <b>4,007,209 -</b> | <b>74,623 -</b> |
| <b>Dept</b>                | <b>400 Health &amp; Human Services General</b> | <b>Revenue</b>     | <b>7,133,122 -</b> | <b>7,503,694 -</b> | <b>4,029,709 -</b> | <b>74,623 -</b> |
|                            |  | <b>Expend.</b>     | <b>0</b>           | <b>0</b>           | <b>22,500</b>      | <b>0</b>        |
|                            |  | <b>Net</b>         | <b>7,133,122 -</b> | <b>7,503,694 -</b> | <b>4,007,209 -</b> | <b>74,623 -</b> |

## USER-SELECTED BUDGET REPORT

11 Fund Health & Human Service Fund

Report Basis: Cash

420 Dept Income Maintenance-Economic Assistance

| <u>Account Number</u> | <u>Account Description</u>           | 2018<br><u>Actual</u><br>Mo. 01 - 12 | 2019<br><u>Budget</u> | 2019<br><u>YTD</u><br>Mo. 01 - 11 | 2020<br><u>Budget</u> | 2021<br><u>Budget</u> |
|-----------------------|--------------------------------------|--------------------------------------|-----------------------|-----------------------------------|-----------------------|-----------------------|
| 11-420-600-0000-5840  | Admin Refunds Fees - Interest - Etc  | 22 -                                 | 0                     | 316 -                             | 0                     | 0                     |
| 11-420-600-0010-5401  | Jail Pay To Stay                     | 24,011 -                             | 16,000 -              | 22,159 -                          | 20,000 -              | 20,000 -              |
| 11-420-600-0010-6101  | Salaries & Wages - Permanent         | 768,098                              | 819,074               | 731,235                           | 845,513               | 884,104               |
| 11-420-600-0010-6102  | Salaries & Wages-Part Time w/ Benefi | 32,959                               | 33,826                | 31,324                            | 34,761                | 35,630                |
| 11-420-600-0010-6103  | Salaries & Wages-Part Time w/o Bene  | 1,503                                | 0                     | 7,817                             | 0                     | 0                     |
| 11-420-600-0010-6104  | Salaries & Wages Overtime            | 28                                   | 0                     | 0                                 | 0                     | 0                     |
| 11-420-600-0010-6106  | Per Diem in Lieu of Salaries         | 561                                  | 1,200                 | 510                               | 1,200                 | 1,200                 |
| 11-420-600-0010-6107  | Salaries & Wages - Department Heads  | 69,036                               | 71,169                | 65,615                            | 73,142                | 74,956                |
| 11-420-600-0010-6151  | Group Health Insurance               | 71,066                               | 79,470                | 67,363                            | 85,393                | 93,932                |
| 11-420-600-0010-6152  | HSA Contribution                     | 37,834                               | 40,040                | 33,870                            | 33,235                | 33,235                |
| 11-420-600-0010-6153  | Family Insurance Supplement          | 53,840                               | 56,466                | 48,265                            | 56,222                | 61,845                |
| 11-420-600-0010-6154  | Life Insurance                       | 934                                  | 933                   | 857                               | 965                   | 965                   |
| 11-420-600-0010-6155  | Dental Insurance-County Paid         | 4,235                                | 4,860                 | 3,967                             | 2,708                 | 2,708                 |
| 11-420-600-0010-6156  | Accident Insurance-County Paid       | 1,056                                | 1,194                 | 971                               | 658                   | 658                   |
| 11-420-600-0010-6161  | PERA                                 | 65,266                               | 69,305                | 62,113                            | 71,506                | 74,602                |
| 11-420-600-0010-6171  | FICA                                 | 51,383                               | 57,292                | 49,627                            | 59,112                | 61,671                |
| 11-420-600-0010-6173  | Workmans Compensation                | 2,702                                | 2,701                 | 3,437                             | 3,420                 | 3,500                 |
| 11-420-600-0010-6174  | Mandatory Medicare                   | 12,047                               | 13,399                | 11,606                            | 13,825                | 14,423                |
| 11-420-600-0010-6201  | Telephone                            | 4,582                                | 4,800                 | 4,443                             | 4,800                 | 4,800                 |
| 11-420-600-0010-6202  | Cell Phone                           | 2,851                                | 2,800                 | 2,457                             | 2,800                 | 2,800                 |
| 11-420-600-0010-6203  | Postage                              | 16,900                               | 16,200                | 20,392                            | 20,036                | 20,036                |
| 11-420-600-0010-6206  | Data Cards                           | 1,304                                | 1,300                 | 1,163                             | 1,300                 | 1,300                 |
| 11-420-600-0010-6209  | Internet                             | 520                                  | 960                   | 629                               | 1,160                 | 1,160                 |
| 11-420-600-0010-6241  | Advertising                          | 1,547                                | 1,200                 | 224                               | 1,200                 | 1,200                 |
| 11-420-600-0010-6243  | Association Dues/Memberships         | 2,009                                | 1,400                 | 365                               | 2,000                 | 2,000                 |
| 11-420-600-0010-6244  | Subscriptions                        | 205                                  | 379                   | 227                               | 250                   | 250                   |
| 11-420-600-0010-6268  | Software Maintenance Contracts       | 36,102                               | 50,834                | 50,093                            | 51,907                | 51,907                |
| 11-420-600-0010-6274  | Audit Fees                           | 0                                    | 3,000                 | 0                                 | 3,000                 | 3,000                 |
| 11-420-600-0010-6283  | Oth Profess, Tech & Merit Services   | 23,918                               | 31,298                | 28,690                            | 37,854                | 37,854                |
| 11-420-600-0010-6302  | Copies/Copier Maintenance            | 6,741                                | 6,800                 | 8,503                             | 7,775                 | 7,775                 |
| 11-420-600-0010-6331  | Mileage                              | 1,462                                | 1,000                 | 2,073                             | 1,600                 | 1,600                 |
| 11-420-600-0010-6332  | Meals & Lodging                      | 1,451                                | 300                   | 240                               | 300                   | 300                   |
| 11-420-600-0010-6333  | Other Travel Expense                 | 4                                    | 0                     | 5                                 | 0                     | 0                     |
| 11-420-600-0010-6335  | Motor Pool Vehicle Usage             | 1,406                                | 2,000                 | 1,502                             | 1,500                 | 1,500                 |
| 11-420-600-0010-6342  | Rent/Lease Income Maintenance        | 111,569                              | 119,444               | 89,583                            | 119,444               | 119,444               |
| 11-420-600-0010-6345  | Postage Meter                        | 2,124                                | 2,200                 | 2,000                             | 2,200                 | 2,200                 |

## USER-SELECTED BUDGET REPORT

11 Fund Health & Human Service Fund

Report Basis: Cash

420 Dept Income Maintenance-Economic Assistance

| <u>Account Number</u> | <u>Account Description</u>           | 2018<br><u>Actual</u><br>Mo. 01 - 12 | 2019<br><u>Budget</u> | 2019<br><u>YTD</u><br>Mo. 01 - 11 | 2020<br><u>Budget</u> | 2021<br><u>Budget</u> |
|-----------------------|--------------------------------------|--------------------------------------|-----------------------|-----------------------------------|-----------------------|-----------------------|
| 11-420-600-0010-6351  | Liability Insurance                  | 6,109                                | 6,110                 | 6,022                             | 6,626                 | 6,110                 |
| 11-420-600-0010-6357  | Conferences/Schools/Training         | 3,145                                | 8,500                 | 5,716                             | 8,500                 | 8,500                 |
| 11-420-600-0010-6358  | Other Charges                        | 250                                  | 500                   | 252                               | 500                   | 500                   |
| 11-420-600-0010-6382  | Data Processing Charges Goodhue Co   | 16,574                               | 17,300                | 15,881                            | 17,300                | 17,300                |
| 11-420-600-0010-6401  | Printing Services                    | 180                                  | 200                   | 182                               | 200                   | 200                   |
| 11-420-600-0010-6405  | Office Supplies                      | 11,545                               | 10,000                | 8,840                             | 10,000                | 10,000                |
| 11-420-600-0010-6432  | Other Furniture & Equipment          | 4,458                                | 5,150                 | 491                               | 6,000                 | 6,000                 |
| 11-420-600-0010-6480  | Equipment/Furniture<\$5,000          | 22,159                               | 4,200                 | 4,935                             | 30,200                | 30,200                |
| 11-420-600-0010-6663  | Vehicles Purchased                   | 23,962                               | 12,240                | 11,815                            | 12,750                | 12,750                |
| 11-420-600-0010-6669  | Equipment/Furniture>=5,000           | 5,899                                | 0                     | 0                                 | 0                     | 0                     |
| 11-420-600-0020-6101  | Salaries & Wages - Permanent         | 1,026,639                            | 1,131,381             | 1,030,180                         | 1,193,027             | 1,261,926             |
| 11-420-600-0020-6104  | Salaries & Wages-Overtime            | 6,845                                | 43,400                | 2,125                             | 43,400                | 43,400                |
| 11-420-600-0020-6140  | Vacation/Sick Payout                 | 22,487                               | 0                     | 0                                 | 0                     | 0                     |
| 11-420-600-0020-6151  | Group Health Insurance               | 96,140                               | 134,256               | 123,068                           | 139,492               | 153,441               |
| 11-420-600-0020-6152  | HSA Contribution                     | 33,444                               | 30,950                | 28,672                            | 35,700                | 35,700                |
| 11-420-600-0020-6153  | Family Insurance Supplement          | 77,068                               | 68,692                | 57,400                            | 58,282                | 64,110                |
| 11-420-600-0020-6154  | Life Insurance                       | 1,154                                | 1,186                 | 1,087                             | 1,186                 | 1,186                 |
| 11-420-600-0020-6155  | Dental Insurance-County Paid         | 1,056                                | 718                   | 658                               | 2,045                 | 2,045                 |
| 11-420-600-0020-6156  | Accident Insurance-County Paid       | 365                                  | 243                   | 223                               | 518                   | 518                   |
| 11-420-600-0020-6161  | PERA                                 | 77,511                               | 88,109                | 77,423                            | 92,732                | 97,899                |
| 11-420-600-0020-6171  | FICA                                 | 62,500                               | 72,836                | 60,500                            | 76,659                | 80,930                |
| 11-420-600-0020-6174  | Mandatory Medicare                   | 14,617                               | 17,034                | 14,149                            | 17,928                | 18,972                |
| 11-420-600-0020-6332  | Meals & Lodging                      | 864                                  | 400                   | 167                               | 400                   | 400                   |
| <b>Program 600</b>    | <b>Income Maintenance</b>            | <b>Revenue 24,033 -</b>              | <b>16,000 -</b>       | <b>22,475 -</b>                   | <b>20,000 -</b>       | <b>20,000 -</b>       |
|                       |                                      | <b>Expend. 2,902,214</b>             | <b>3,150,249</b>      | <b>2,780,952</b>                  | <b>3,294,231</b>      | <b>3,454,642</b>      |
|                       |                                      | <b>Net 2,878,181</b>                 | <b>3,134,249</b>      | <b>2,758,477</b>                  | <b>3,274,231</b>      | <b>3,434,642</b>      |
| 11-420-610-0000-5289  | DHS-State Maxis MFIP/FS Refunds      | 2,353 -                              | 0                     | 1,064 -                           | 0                     | 0                     |
| 11-420-610-0000-5290  | DHS-State Periodic Data Match        | 13,992 -                             | 13,992 -              | 13,240 -                          | 13,240 -              | 13,240 -              |
| 11-420-610-0000-5353  | 93.558 TANF Co Wide Admin            | 112,459 -                            | 102,000 -             | 107,681 -                         | 105,000 -             | 105,000 -             |
| 11-420-610-0000-5830  | Maxis MFIP Recoveries                | 9,207 -                              | 10,000 -              | 8,964 -                           | 10,000 -              | 10,000 -              |
| 11-420-610-0010-6386  | County Attorney Fees/Fraud           | 0                                    | 5,000                 | 0                                 | 0                     | 0                     |
| 11-420-610-0010-6387  | Public Assistance Fraud Investigator | 69,000                               | 91,500                | 1,500                             | 1,500                 | 1,500                 |
| 11-420-610-0100-6025  | County Share Of State & Fed Disb     | 5,832                                | 7,500                 | 7,662                             | 7,500                 | 7,500                 |
| <b>Program 610</b>    | <b>AFDC</b>                          | <b>Revenue 138,011 -</b>             | <b>125,992 -</b>      | <b>130,949 -</b>                  | <b>128,240 -</b>      | <b>128,240 -</b>      |
|                       |                                      | <b>Expend. 74,832</b>                | <b>104,000</b>        | <b>9,162</b>                      | <b>9,000</b>          | <b>9,000</b>          |

## USER-SELECTED BUDGET REPORT

11 Fund Health & Human Service Fund

Report Basis: Cash

420 Dept Income Maintenance-Economic Assistance

| <u>Account Number</u> | <u>Account Description</u>            | 2018<br><u>Actual</u><br>Mo. 01 - 12 | 2019<br><u>Budget</u> | 2019<br><u>YTD</u><br>Mo. 01 - 11 | 2020<br><u>Budget</u> | 2021<br><u>Budget</u> |
|-----------------------|---------------------------------------|--------------------------------------|-----------------------|-----------------------------------|-----------------------|-----------------------|
|                       | <b>Net</b>                            | <b>63,179 -</b>                      | <b>21,992 -</b>       | <b>121,787 -</b>                  | <b>119,240 -</b>      | <b>119,240 -</b>      |
| 11-420-620-0000-5830  | Maxis GA/GRH Recoveries               | 33,923 -                             | 20,000 -              | 21,828 -                          | 20,000 -              | 20,000 -              |
| 11-420-620-0000-6020  | Group Residential Housing/GRH Recov   | 19,354                               | 20,000                | 17,196                            | 20,000                | 20,000                |
| 11-420-620-0100-6025  | Central Disb County Share             | 341                                  | 1,800                 | 250                               | 1,800                 | 1,800                 |
| 11-420-620-0600-5840  | County Burials Recovery 100%          | 0                                    | 0                     | 3,179 -                           | 0                     | 0                     |
| 11-420-620-0600-6020  | Co Burials Payment For Recipients     | 22,191                               | 15,000                | 13,453                            | 15,000                | 15,000                |
| <b>Program 620</b>    | General Assistance                    | <b>Revenue 33,923 -</b>              | <b>20,000 -</b>       | <b>25,007 -</b>                   | <b>20,000 -</b>       | <b>20,000 -</b>       |
|                       |                                       | <b>Expend. 41,886</b>                | <b>36,800</b>         | <b>30,899</b>                     | <b>36,800</b>         | <b>36,800</b>         |
|                       |                                       | <b>Net 7,963</b>                     | <b>16,800</b>         | <b>5,892</b>                      | <b>16,800</b>         | <b>16,800</b>         |
| 11-420-621-0000-5830  | Recoveries Gamc County Share          | 150 -                                | 100 -                 | 138 -                             | 100 -                 | 100 -                 |
| <b>Program 621</b>    | General Assistance Medical Care       | <b>Revenue 150 -</b>                 | <b>100 -</b>          | <b>138 -</b>                      | <b>100 -</b>          | <b>100 -</b>          |
|                       |                                       | <b>Expend. 0</b>                     | <b>0</b>              | <b>0</b>                          | <b>0</b>              | <b>0</b>              |
|                       |                                       | <b>Net 150 -</b>                     | <b>100 -</b>          | <b>138 -</b>                      | <b>100 -</b>          | <b>100 -</b>          |
| 11-420-630-0000-5312  | 10.561 FS Direct Admin FSPFNS Aid     | 341,475 -                            | 325,000 -             | 327,085 -                         | 330,000 -             | 330,000 -             |
| 11-420-630-0000-5830  | Maxis Food Stamp Recovery             | 4,730 -                              | 5,000 -               | 11,350 -                          | 5,000 -               | 5,000 -               |
| 11-420-630-0100-6025  | Central Disb County Share             | 2,302                                | 3,750                 | 5,017                             | 3,750                 | 3,750                 |
| <b>Program 630</b>    | Food Support                          | <b>Revenue 346,205 -</b>             | <b>330,000 -</b>      | <b>338,435 -</b>                  | <b>335,000 -</b>      | <b>335,000 -</b>      |
|                       |                                       | <b>Expend. 2,302</b>                 | <b>3,750</b>          | <b>5,017</b>                      | <b>3,750</b>          | <b>3,750</b>          |
|                       |                                       | <b>Net 343,903 -</b>                 | <b>326,250 -</b>      | <b>333,418 -</b>                  | <b>331,250 -</b>      | <b>331,250 -</b>      |
| 11-420-640-0000-5289  | DHS-St Incent MA C/S Ins & Health Bc  | 33,308 -                             | 25,000 -              | 31,340 -                          | 26,000 -              | 26,000 -              |
| 11-420-640-0000-5290  | DHS-IVD C/S State Incentives          | 15,092 -                             | 10,000 -              | 15,536 -                          | 12,000 -              | 12,000 -              |
| 11-420-640-0000-5355  | 93.563 IVD Federal Admin Reimb        | 809,282 -                            | 691,000 -             | 821,028 -                         | 575,000 -             | 575,000 -             |
| 11-420-640-0000-5356  | 93.563 IVD Federal Incentive Income   | 112,518 -                            | 90,000 -              | 117,527 -                         | 90,000 -              | 90,000 -              |
| 11-420-640-0000-5379  | 93.778 Fed MA C/S Medical Incentive   | 19,985 -                             | 10,000 -              | 18,804 -                          | 12,000 -              | 12,000 -              |
| 11-420-640-0000-5401  | Child Support Service Fees            | 5,446 -                              | 4,000 -               | 4,669 -                           | 5,000 -               | 5,000 -               |
| 11-420-640-0000-5840  | Admin Refunds - Fees - Interest - Etc | 0                                    | 0                     | 2 -                               | 0                     | 0                     |
| 11-420-640-0000-5848  | Admin Recovery Blood Test             | 1,178 -                              | 800 -                 | 1,041 -                           | 800 -                 | 800 -                 |
| 11-420-640-0010-6101  | Salaries & Wages - Permanent          | 472,500                              | 507,690               | 436,272                           | 486,635               | 512,831               |
| 11-420-640-0010-6103  | Salaries & Wages-Part Time w/o Bene   | 0                                    | 0                     | 8,068                             | 0                     | 0                     |
| 11-420-640-0010-6104  | Salaries & Wages - Overtime           | 6,959                                | 0                     | 4,081                             | 0                     | 0                     |
| 11-420-640-0010-6140  | Vacation/Sick Payout                  | 584                                  | 0                     | 64,745                            | 0                     | 0                     |
| 11-420-640-0010-6151  | Group Health Insurance                | 35,418                               | 46,440                | 42,747                            | 40,359                | 44,395                |
| 11-420-640-0010-6152  | HSA Contribution                      | 20,775                               | 25,450                | 21,880                            | 25,025                | 25,025                |
| 11-420-640-0010-6153  | Family Insurance Supplement           | 67,225                               | 78,766                | 58,671                            | 71,877                | 79,064                |
| 11-420-640-0010-6154  | Life Insurance                        | 525                                  | 562                   | 499                               | 562                   | 562                   |

## USER-SELECTED BUDGET REPORT

11 Fund Health & Human Service Fund  
420 Dept Income Maintenance-Economic Assistance

Report Basis: Cash

| <u>Account Number</u> | <u>Account Description</u>              | 2018<br><u>Actual</u><br>Mo. 01 - 12 | 2019<br><u>Budget</u> | 2019<br><u>YTD</u><br>Mo. 01 - 11 | 2020<br><u>Budget</u> | 2021<br><u>Budget</u> |
|-----------------------|---|--------------------------------------|-----------------------|-----------------------------------|-----------------------|-----------------------|
| 11-420-640-0010-6155  | Dental Insurance-County Paid            | 1,613                                | 2,506                 | 2,104                             | 1,117                 | 1,117                 |
| 11-420-640-0010-6156  | Accident Insurance-County Paid          | 402                                  | 549                   | 513                               | 365                   | 365                   |
| 11-420-640-0010-6161  | PERA                                    | 35,959                               | 38,077                | 33,047                            | 36,498                | 38,462                |
| 11-420-640-0010-6171  | FICA                                    | 28,233                               | 31,477                | 30,896                            | 30,171                | 31,796                |
| 11-420-640-0010-6173  | Workmans Compensation                   | 708                                  | 708                   | 867                               | 855                   | 875                   |
| 11-420-640-0010-6174  | Mandatory Medicare                      | 6,603                                | 7,361                 | 7,226                             | 7,056                 | 7,436                 |
| 11-420-640-0010-6201  | Telephone                               | 1,245                                | 1,300                 | 1,028                             | 1,300                 | 1,300                 |
| 11-420-640-0010-6203  | Postage                                 | 12,950                               | 10,050                | 10,378                            | 4,175                 | 4,175                 |
| 11-420-640-0010-6209  | Internet                                | 1,440                                | 1,440                 | 1,320                             | 1,440                 | 1,440                 |
| 11-420-640-0010-6241  | Advertising                             | 996                                  | 800                   | 706                               | 800                   | 800                   |
| 11-420-640-0010-6268  | Software Maintenance Contracts          | 22,242                               | 37,594                | 36,804                            | 37,594                | 37,594                |
| 11-420-640-0010-6277  | Spec Costs (Sheriff Sop, Pat, Rop)      | 12,803                               | 11,000                | 8,627                             | 11,000                | 11,000                |
| 11-420-640-0010-6283  | Oth Profess, Tech & Merit Service       | 2,799                                | 4,830                 | 4,166                             | 4,830                 | 4,830                 |
| 11-420-640-0010-6285  | Child Support Blood Tests               | 351                                  | 700                   | 351                               | 700                   | 700                   |
| 11-420-640-0010-6302  | Copies/Copier Maintenance               | 3,550                                | 3,700                 | 2,838                             | 3,200                 | 3,200                 |
| 11-420-640-0010-6331  | Mileage                                 | 2,029                                | 900                   | 922                               | 900                   | 900                   |
| 11-420-640-0010-6332  | Meals & Lodging                         | 178                                  | 100                   | 588                               | 100                   | 100                   |
| 11-420-640-0010-6333  | Other Travel Expense                    | 10                                   | 0                     | 18                                | 0                     | 0                     |
| 11-420-640-0010-6335  | Motor Pool Vehicle Usage                | 89                                   | 200                   | 135                               | 200                   | 200                   |
| 11-420-640-0010-6342  | Rent/Lease Child Support                | 35,990                               | 30,699                | 23,024                            | 30,699                | 30,699                |
| 11-420-640-0010-6345  | Postage Meter                           | 1,778                                | 1,500                 | 1,674                             | 1,500                 | 1,500                 |
| 11-420-640-0010-6351  | Liability Insurance                     | 3,071                                | 3,071                 | 3,028                             | 3,330                 | 3,071                 |
| 11-420-640-0010-6357  | Conferences/Schools/Training            | 1,682                                | 3,500                 | 1,668                             | 3,500                 | 3,500                 |
| 11-420-640-0010-6382  | Data Processing Charges                 | 2,774                                | 3,000                 | 2,081                             | 3,000                 | 3,000                 |
| 11-420-640-0010-6385  | Cs Federal Offset Fee                   | 3,264                                | 4,000                 | 2,988                             | 4,000                 | 4,000                 |
| 11-420-640-0010-6386  | County Attorney Fees                    | 66,574                               | 50,000                | 42,368                            | 50,000                | 50,000                |
| 11-420-640-0010-6405  | Office Supplies                         | 3,512                                | 3,600                 | 2,171                             | 3,600                 | 3,600                 |
| 11-420-640-0010-6432  | Other Furniture & Equipment             | 308                                  | 2,000                 | 0                                 | 2,000                 | 2,000                 |
| 11-420-640-0010-6480  | Equipment/Furniture<\$5,000             | 10,731                               | 7,800                 | 3,701                             | 0                     | 0                     |
| <b>Program 640</b>    | <b>Child Support and Collections</b>    |                                      |                       |                                   |                       |                       |
|                       | <b>Revenue</b>                          | <b>996,809 -</b>                     | <b>830,800 -</b>      | <b>1,009,947 -</b>                | <b>720,800 -</b>      | <b>720,800 -</b>      |
|                       | <b>Expend.</b>                          | <b>867,870</b>                       | <b>921,370</b>        | <b>862,200</b>                    | <b>868,388</b>        | <b>909,537</b>        |
|                       | <b>Net</b>                              | <b>128,939 -</b>                     | <b>90,570</b>         | <b>147,747 -</b>                  | <b>147,588</b>        | <b>188,737</b>        |
| 11-420-650-0000-5288  | DHS-State Share MA Access               | 98,259 -                             | 93,850 -              | 73,766 -                          | 93,850 -              | 93,850 -              |
| 11-420-650-0000-5374  | 93.767 State Children's Health Ins Prgm | 401 -                                | 0                     | 304 -                             | 0                     | 0                     |
| 11-420-650-0000-5378  | 93.778 IGR Federal Share MA Access      | 98,501 -                             | 93,850 -              | 76,303 -                          | 93,850 -              | 93,850 -              |

## USER-SELECTED BUDGET REPORT

11 Fund Health & Human Service Fund

Report Basis: Cash

420 Dept Income Maintenance-Economic Assistance

| <u>Account Number</u> | <u>Account Description</u>              | 2018<br><u>Actual</u><br>Mo. 01 - 12 | 2019<br><u>Budget</u> | 2019<br><u>YTD</u><br>Mo. 01 - 11 | 2020<br><u>Budget</u> | 2021<br><u>Budget</u> |
|-----------------------|---|--------------------------------------|-----------------------|-----------------------------------|-----------------------|-----------------------|
| 11-420-650-0000-5381  | 93.778 Fed MA Admin Aid                 | 694,817 -                            | 690,000 -             | 696,069 -                         | 690,000 -             | 690,000 -             |
| 11-420-650-0000-5830  | Ma Recovery County Share                | 154,511 -                            | 20,000 -              | 20,770 -                          | 20,000 -              | 20,000 -              |
| 11-420-650-0010-6009  | Ma Access Mileage                       | 198,132                              | 160,000               | 158,206                           | 160,000               | 160,000               |
| 11-420-650-0010-6011  | Ma Access Parking                       | 1,443                                | 1,400                 | 1,319                             | 1,400                 | 1,400                 |
| 11-420-650-0010-6012  | Ma Access Meals                         | 325                                  | 1,200                 | 262                               | 1,200                 | 1,200                 |
| 11-420-650-0010-6013  | Ma Access Lodging                       | 1,360                                | 2,500                 | 1,220                             | 2,500                 | 2,500                 |
| 11-420-650-0010-6014  | Ma Access Interpreter                   | 1,296                                | 3,900                 | 3,313                             | 3,900                 | 3,900                 |
| 11-420-650-0010-6016  | MA Access Three Rivers                  | 18,467                               | 21,000                | 12,226                            | 21,000                | 21,000                |
| 11-420-650-0010-6020  | Ma (Death, Birth, Etc) Certificates     | 0                                    | 0                     | 13                                | 0                     | 0                     |
| 11-420-650-0100-6020  | Nh < 65 Asst Living/Resid Care (90/10)  | 144,206                              | 160,000               | 128,400                           | 145,000               | 145,000               |
| 11-420-650-0400-5240  | DHS-MA Cost Eff & Med Part B Ins Str    | 226,360 -                            | 199,800 -             | 246,064 -                         | 199,800 -             | 199,800 -             |
| 11-420-650-0400-5379  | 93.778 IGR MA Cost Eff Insurance Fed    | 147,199 -                            | 170,200 -             | 165,270 -                         | 170,200 -             | 170,200 -             |
| 11-420-650-0400-6020  | Cost Eff Insur Payments                 | 448,026                              | 370,000               | 429,806                           | 370,000               | 370,000               |
| <b>Program 650</b>    | Medical Assistance                      | <b>1,420,048 -</b>                   | <b>1,267,700 -</b>    | <b>1,278,546 -</b>                | <b>1,267,700 -</b>    | <b>1,267,700 -</b>    |
|                       |   | <b>Expend. 813,255</b>               | <b>720,000</b>        | <b>734,765</b>                    | <b>705,000</b>        | <b>705,000</b>        |
|                       |   | <b>Net 606,793 -</b>                 | <b>547,700 -</b>      | <b>543,781 -</b>                  | <b>562,700 -</b>      | <b>562,700 -</b>      |
| 11-420-660-0100-6025  | Central Disb County Share               | 0                                    | 0                     | 331                               | 0                     | 0                     |
| <b>Program 660</b>    | (MSA) Minnesota Supplemental /          | <b>0</b>                             | <b>0</b>              | <b>0</b>                          | <b>0</b>              | <b>0</b>              |
|                       |   | <b>Expend. 0</b>                     | <b>0</b>              | <b>331</b>                        | <b>0</b>              | <b>0</b>              |
|                       |   | <b>Net 0</b>                         | <b>0</b>              | <b>331</b>                        | <b>0</b>              | <b>0</b>              |
| 11-420-680-0000-5358  | 93.566 Federal Administration - Refugee | 0                                    | 800 -                 | 424 -                             | 0                     | 0                     |
| <b>Program 680</b>    | Indo-Chinese                            | <b>0</b>                             | <b>800 -</b>          | <b>424 -</b>                      | <b>0</b>              | <b>0</b>              |
|                       |   | <b>Expend. 0</b>                     | <b>0</b>              | <b>0</b>                          | <b>0</b>              | <b>0</b>              |
|                       |   | <b>Net 0</b>                         | <b>800 -</b>          | <b>424 -</b>                      | <b>0</b>              | <b>0</b>              |
| 11-420-710-0000-5366  | 93.658 Federal IVE IM Admin             | 9,283 -                              | 5,000 -               | 7,045 -                           | 7,000 -               | 7,000 -               |
| <b>Program 710</b>    | Children's Services                     | <b>9,283 -</b>                       | <b>5,000 -</b>        | <b>7,045 -</b>                    | <b>7,000 -</b>        | <b>7,000 -</b>        |
|                       |   | <b>Expend. 0</b>                     | <b>0</b>              | <b>0</b>                          | <b>0</b>              | <b>0</b>              |
|                       |   | <b>Net 9,283 -</b>                   | <b>5,000 -</b>        | <b>7,045 -</b>                    | <b>7,000 -</b>        | <b>7,000 -</b>        |
| <b>Dept 420</b>       | Income Maintenance-Economic Assistance  | <b>2,968,462 -</b>                   | <b>2,596,392 -</b>    | <b>2,812,966 -</b>                | <b>2,498,840 -</b>    | <b>2,498,840 -</b>    |
|                       |   | <b>Expend. 4,702,359</b>             | <b>4,936,169</b>      | <b>4,423,326</b>                  | <b>4,917,169</b>      | <b>5,118,729</b>      |
|                       |   | <b>Net 1,733,897</b>                 | <b>2,339,777</b>      | <b>1,610,360</b>                  | <b>2,418,329</b>      | <b>2,619,889</b>      |



## USER-SELECTED BUDGET REPORT

11 Fund Health & Human Service Fund

Report Basis: Cash

430 Dept Health and Social Services

| <u>Account Number</u> | <u>Account Description</u>           | 2018<br><u>Actual</u><br>Mo. 01 - 12 | 2019<br><u>Budget</u> | 2019<br><u>YTD</u><br>Mo. 01 - 11 | 2020<br><u>Budget</u> | 2021<br><u>Budget</u> |
|-----------------------|--------------------------------------|--------------------------------------|-----------------------|-----------------------------------|-----------------------|-----------------------|
| 11-430-700-0000-5200  | SCHA/Other Community Reinvestmen     | 149 -                                | 0                     | 75                                | 0                     | 0                     |
| 11-430-700-0000-5289  | DHS-Vulnerable Children & Adults St  | 388,146 -                            | 369,885 -             | 369,885 -                         | 374,901 -             | 374,901 -             |
| 11-430-700-0000-5292  | DHS-MA LTSS MNChoices/State S57      | 335,941 -                            | 290,000 -             | 341,434 -                         | 319,800 -             | 319,800 -             |
| 11-430-700-0000-5367  | 93.658 Federal SSIS Project Reimb    | 37,127 -                             | 35,000 -              | 26,995 -                          | 35,000 -              | 35,000 -              |
| 11-430-700-0000-5370  | 93.667 SS Block Grant Title XX F56   | 208,054 -                            | 199,770 -             | 166,470 -                         | 199,770 -             | 199,770 -             |
| 11-430-700-0000-5383  | 93.778 MA LTSS MNChoices-Fed F67     | 398,506 -                            | 350,000 -             | 407,838 -                         | 390,000 -             | 390,000 -             |
| 11-430-700-0000-5840  | Admin Refunds - Swf Rep Fee & Admin  | 18,855 -                             | 500 -                 | 221 -                             | 100 -                 | 100 -                 |
| 11-430-700-0010-5404  | Psych Evaluations Court Services M13 | 10,500 -                             | 10,500 -              | 10,500 -                          | 10,500 -              | 10,500 -              |
| 11-430-700-0010-6101  | Salaries & Wages - Permanent         | 2,033,917                            | 2,218,228             | 2,039,886                         | 614,735               | 642,650               |
| 11-430-700-0010-6102  | Salaries & Wages-Part Time w/ Benefi | 77,636                               | 80,693                | 48,483                            | 33,398                | 34,233                |
| 11-430-700-0010-6104  | Salaries & Wages - Overtime          | 71,294                               | 60,000                | 38,016                            | 0                     | 0                     |
| 11-430-700-0010-6106  | Per Diem in Lieu of Salaries         | 539                                  | 1,180                 | 490                               | 1,180                 | 1,180                 |
| 11-430-700-0010-6107  | Salaries & Wages - Department Heads  | 66,328                               | 68,378                | 63,042                            | 70,274                | 72,017                |
| 11-430-700-0010-6140  | Vacation/Sick Payout                 | 0                                    | 0                     | 10,374                            | 0                     | 0                     |
| 11-430-700-0010-6151  | Group Health Insurance               | 132,697                              | 162,170               | 133,537                           | 46,524                | 51,176                |
| 11-430-700-0010-6152  | HSA Contribution                     | 105,852                              | 120,705               | 116,260                           | 29,366                | 29,366                |
| 11-430-700-0010-6153  | Family Insurance Supplement          | 193,143                              | 218,280               | 215,575                           | 71,314                | 78,445                |
| 11-430-700-0010-6154  | Life Insurance                       | 2,065                                | 2,144                 | 1,915                             | 552                   | 552                   |
| 11-430-700-0010-6155  | Dental Insurance-County Paid         | 10,388                               | 16,628                | 14,250                            | 3,237                 | 3,237                 |
| 11-430-700-0010-6156  | Accident Insurance-County Paid       | 2,829                                | 3,988                 | 3,675                             | 684                   | 684                   |
| 11-430-700-0010-6161  | PERA                                 | 168,696                              | 182,047               | 164,207                           | 53,881                | 56,167                |
| 11-430-700-0010-6171  | FICA                                 | 131,613                              | 150,493               | 128,587                           | 44,541                | 46,432                |
| 11-430-700-0010-6173  | Workmans Compensation                | 4,576                                | 4,576                 | 5,457                             | 5,350                 | 5,475                 |
| 11-430-700-0010-6174  | Mandatory Medicare                   | 30,819                               | 35,196                | 30,073                            | 10,417                | 10,859                |
| 11-430-700-0010-6201  | Telephone                            | 5,241                                | 5,400                 | 4,415                             | 5,400                 | 5,400                 |
| 11-430-700-0010-6202  | Cell Phone                           | 6,931                                | 5,400                 | 6,730                             | 5,400                 | 5,400                 |
| 11-430-700-0010-6203  | Postage                              | 4,393                                | 7,200                 | 3,852                             | 2,768                 | 2,768                 |
| 11-430-700-0010-6206  | Data Cards                           | 1,217                                | 1,800                 | 1,148                             | 1,800                 | 1,800                 |
| 11-430-700-0010-6209  | Internet                             | 0                                    | 0                     | 182                               | 200                   | 200                   |
| 11-430-700-0010-6241  | Advertising                          | 1,651                                | 1,153                 | 568                               | 1,153                 | 1,153                 |
| 11-430-700-0010-6243  | Association Dues/Memberships         | 1,932                                | 1,000                 | 20                                | 2,000                 | 2,000                 |
| 11-430-700-0010-6268  | Software Maintenance Contracts       | 24,159                               | 58,629                | 27,645                            | 59,657                | 59,657                |
| 11-430-700-0010-6274  | Audit Fees                           | 0                                    | 2,900                 | 0                                 | 2,900                 | 2,900                 |
| 11-430-700-0010-6283  | Oth Profess, Techn & Merit Service   | 29,575                               | 38,476                | 33,392                            | 46,716                | 46,716                |
| 11-430-700-0010-6302  | Copies/Copier Maintenance            | 6,939                                | 4,000                 | 5,840                             | 6,500                 | 6,500                 |
| 11-430-700-0010-6331  | Mileage                              | 21,377                               | 20,000                | 23,779                            | 20,000                | 20,000                |

## USER-SELECTED BUDGET REPORT

11 Fund Health & Human Service Fund

Report Basis: Cash

430 Dept Health and Social Services

| <u>Account Number</u> | <u>Account Description</u>          | 2018<br><u>Actual</u><br>Mo. 01 - 12 | 2019<br><u>Budget</u> | 2019<br><u>YTD</u><br>Mo. 01 - 11 | 2020<br><u>Budget</u> | 2021<br><u>Budget</u> |                    |
|-----------------------|-------------------------------------|--------------------------------------|-----------------------|-----------------------------------|-----------------------|-----------------------|--------------------|
| 11-430-700-0010-6332  | Meals & Lodging                     | 2,080                                | 1,500                 | 1,937                             | 1,500                 | 1,500                 |                    |
| 11-430-700-0010-6333  | Other Travel Expense                | 302                                  | 100                   | 306                               | 300                   | 300                   |                    |
| 11-430-700-0010-6335  | Motor Pool Vehicle Usage            | 42,716                               | 36,000                | 29,127                            | 36,000                | 36,000                |                    |
| 11-430-700-0010-6342  | Rent/Lease Social Services          | 104,371                              | 112,625               | 84,469                            | 112,625               | 112,625               |                    |
| 11-430-700-0010-6345  | Postage Meter                       | 1,037                                | 1,000                 | 977                               | 1,000                 | 1,000                 |                    |
| 11-430-700-0010-6351  | Liability Insurance                 | 7,511                                | 7,511                 | 7,405                             | 8,145                 | 7,511                 |                    |
| 11-430-700-0010-6357  | Conferences/Schools/Training        | 8,219                                | 15,000                | 12,149                            | 15,000                | 15,000                |                    |
| 11-430-700-0010-6358  | Other Charges                       | 264                                  | 500                   | 258                               | 500                   | 500                   |                    |
| 11-430-700-0010-6363  | Csp Program and Activities Expense  | 3,726                                | 5,000                 | 2,478                             | 4,000                 | 4,000                 |                    |
| 11-430-700-0010-6382  | Data Processing Charges Goodhue Co  | 10,587                               | 11,000                | 10,240                            | 11,000                | 11,000                |                    |
| 11-430-700-0010-6405  | Office Supplies                     | 9,613                                | 10,000                | 8,138                             | 10,000                | 10,000                |                    |
| 11-430-700-0010-6432  | Other Furniture & Equipment         | 4,693                                | 2,700                 | 772                               | 2,700                 | 2,700                 |                    |
| 11-430-700-0010-6480  | Equipment/Furniture<\$5,000         | 2,984                                | 0                     | 3,701                             | 2,800                 | 2,800                 |                    |
| 11-430-700-0010-6663  | Vehicles Purchased                  | 23,022                               | 11,760                | 11,351                            | 12,250                | 12,250                |                    |
| 11-430-700-0010-6669  | Equipment/Furniture>=5,000          | 5,667                                | 0                     | 0                                 | 0                     | 0                     |                    |
| 11-430-700-0020-6101  | Salaries & Wages - Permanent SSTS   | 0                                    | 0                     | 0                                 | 1,790,081             | 1,891,320             |                    |
| 11-430-700-0020-6104  | Salaries & Wages - Overtime SSTS    | 0                                    | 0                     | 0                                 | 60,000                | 60,000                |                    |
| 11-430-700-0020-6151  | Group Health Insurance SSTS         | 0                                    | 0                     | 0                                 | 109,668               | 120,635               |                    |
| 11-430-700-0020-6152  | HSA Contribution SSTS               | 0                                    | 0                     | 0                                 | 100,450               | 100,450               |                    |
| 11-430-700-0020-6153  | Family Insurance Supplement SSTS    | 0                                    | 0                     | 0                                 | 200,869               | 220,956               |                    |
| 11-430-700-0020-6154  | Life Insurance SSTS                 | 0                                    | 0                     | 0                                 | 1,622                 | 1,622                 |                    |
| 11-430-700-0020-6155  | Dental Insurance-County Paid SSTS   | 0                                    | 0                     | 0                                 | 15,234                | 15,234                |                    |
| 11-430-700-0020-6156  | Accident Insurance-County Paid SSTS | 0                                    | 0                     | 0                                 | 3,476                 | 3,476                 |                    |
| 11-430-700-0020-6161  | PERA SSTS                           | 0                                    | 0                     | 0                                 | 138,756               | 146,349               |                    |
| 11-430-700-0020-6171  | FICA SSTS                           | 0                                    | 0                     | 0                                 | 114,705               | 120,982               |                    |
| 11-430-700-0020-6174  | Mandatory Medicare SSTS             | 0                                    | 0                     | 0                                 | 26,826                | 28,294                |                    |
| 11-430-700-3810-5380  | 93.778 MA Non-Waivered SSTS Admi    | 135,704 -                            | 152,000 -             | 134,802 -                         | 140,000 -             | 140,000 -             |                    |
| <b>Program 700</b>    | <b>Social Services Program</b>      | <b>Revenue</b>                       | <b>1,532,982 -</b>    | <b>1,407,655 -</b>                | <b>1,458,070 -</b>    | <b>1,470,071 -</b>    | <b>1,470,071 -</b> |
|                       |                                     | <b>Expend.</b>                       | <b>3,362,599</b>      | <b>3,685,360</b>                  | <b>3,294,706</b>      | <b>3,919,454</b>      | <b>4,113,471</b>   |
|                       |                                     | <b>Net</b>                           | <b>1,829,617</b>      | <b>2,277,705</b>                  | <b>1,836,636</b>      | <b>2,449,383</b>      | <b>2,643,400</b>   |
| 11-430-710-0000-5240  | DHS Indian Child Welfare Act (ICWA) | 2,711 -                              | 0                     | 7,330 -                           | 0                     | 0                     |                    |
| 11-430-710-0000-5289  | Child Protection State Grant S04    | 181,478 -                            | 122,399 -             | 206,280 -                         | 155,596 -             | 155,596 -             |                    |
| 11-430-710-0000-5401  | Out-Of-Home Placement Fees          | 66,749 -                             | 60,000 -              | 92,271 -                          | 75,000 -              | 75,000 -              |                    |
| 11-430-710-3110-6020  | Mental Health Screenings            | 13,068                               | 16,592                | 16,426                            | 17,655                | 17,655                |                    |
| 11-430-710-3150-6020  | Interpretation Services             | 613                                  | 500                   | 301                               | 500                   | 500                   |                    |

## USER-SELECTED BUDGET REPORT

11 Fund Health & Human Service Fund

Report Basis: Cash

430 Dept Health and Social Services

| <u>Account Number</u> | <u>Account Description</u>             | 2018<br><u>Actual</u><br>Mo. 01 - 12 | 2019<br><u>Budget</u> | 2019<br><u>YTD</u><br>Mo. 01 - 11 | 2020<br><u>Budget</u> | 2021<br><u>Budget</u> |
|-----------------------|--|--------------------------------------|-----------------------|-----------------------------------|-----------------------|-----------------------|
| 11-430-710-3390-6020  | GCED Edu Assist Setting IV Special E   | 529,370                              | 531,870               | 526,870                           | 531,870               | 531,870               |
| 11-430-710-3410-5401  | Ehm Fees M1                            | 4,842 -                              | 3,000 -               | 4,499 -                           | 4,500 -               | 4,500 -               |
| 11-430-710-3410-6020  | Electric Home Monitoring               | 7,228                                | 7,000                 | 6,275                             | 7,000                 | 7,000                 |
| 11-430-710-3460-5372  | 93.674 Federal Grant - Stay/Self F04   | 7,143 -                              | 7,800 -               | 7,725 -                           | 36,560 -              | 0                     |
| 11-430-710-3460-6020  | Stay/Self Federal Grant                | 8,019                                | 7,800                 | 4,054                             | 36,560                | 0                     |
| 11-430-710-3620-6020  | Family Based Counseling                | 31,462                               | 20,000                | 53,879                            | 86,006                | 86,006                |
| 11-430-710-3621-6021  | SS Sex Offender Therapy                | 1,554                                | 2,000                 | 11,100                            | 15,000                | 15,000                |
| 11-430-710-3622-5401  | Fees-Domestic Abuse-Mental Health      | 0                                    | 0                     | 125 -                             | 0                     | 0                     |
| 11-430-710-3624-6020  | Fernbrook Contract                     | 7,149                                | 3,000                 | 5,664                             | 3,000                 | 3,000                 |
| 11-430-710-3640-5289  | DHS-Alternative Response State 27%     | 5,359 -                              | 4,383 -               | 4,730 -                           | 4,490 -               | 4,490 -               |
| 11-430-710-3640-5352  | 93.556 Alternative Response IVB2 44%   | 8,733 -                              | 7,142 -               | 7,707 -                           | 7,316 -               | 7,316 -               |
| 11-430-710-3640-5364  | 93.645 Alternative Response IVB1 29%   | 5,756 -                              | 4,707 -               | 3,903 -                           | 4,822 -               | 4,822 -               |
| 11-430-710-3640-6020  | Family Assessment Response             | 20,519                               | 17,000                | 20,145                            | 22,000                | 22,000                |
| 11-430-710-3650-6020  | Concurrent Permanency Planning Ferr    | 0                                    | 63,000                | 0                                 | 0                     | 0                     |
| 11-430-710-3660-6020  | Family Group Decision Making           | 2,448                                | 30,000                | 7,350                             | 3,000                 | 3,000                 |
| 11-430-710-3670-5289  | DHS-Parental Support Outreach State    | 30,841 -                             | 34,764 -              | 23,301 -                          | 23,798 -              | 23,798 -              |
| 11-430-710-3670-5352  | 93.556 Parental Support IVB2 F08       | 1,187 -                              | 1,337 -               | 896 -                             | 915 -                 | 915 -                 |
| 11-430-710-3670-5361  | 93.590 Children's Trust Funds F09      | 23,723 -                             | 26,742 -              | 17,924 -                          | 18,306 -              | 18,306 -              |
| 11-430-710-3670-5364  | 93.645 Parental Support IVB1 F08       | 3,559 -                              | 4,011 -               | 2,689 -                           | 2,746 -               | 2,746 -               |
| 11-430-710-3670-6020  | Parental Support Outreach              | 74,793                               | 66,854                | 56,679                            | 45,765                | 45,765                |
| 11-430-710-3710-5401  | Crisis Care Fees M1                    | 423 -                                | 0                     | 0                                 | 0                     | 0                     |
| 11-430-710-3710-6020  | Child Shelter-SS                       | 15,935                               | 7,500                 | 18,705                            | 2,500                 | 2,500                 |
| 11-430-710-3750-6025  | Northstar Kinship Assistance Co Share  | 1,542                                | 7,500                 | 0                                 | 7,500                 | 7,500                 |
| 11-430-710-3780-6025  | Northstar Adoption Assistance Co Share | 9,460                                | 6,000                 | 0                                 | 6,000                 | 6,000                 |
| 11-430-710-3800-6057  | Rule 4 Trmt Foster Care - SS           | 85,855                               | 60,000                | 170,902                           | 150,000               | 150,000               |
| 11-430-710-3810-5289  | NS Care for Children Fiscal FC S03     | 65,349 -                             | 2,300 -               | 77,810 -                          | 50,000 -              | 50,000 -              |
| 11-430-710-3810-5366  | 93.658 Foster Care IV-E Federal F01    | 195,912 -                            | 50,000 -              | 224,639 -                         | 80,000 -              | 80,000 -              |
| 11-430-710-3810-5367  | 93.658 Foster Care IV-E SSTS Admin     | 93,346 -                             | 70,000 -              | 95,212 -                          | 70,000 -              | 70,000 -              |
| 11-430-710-3810-5401  | Foster Care-Background Fees M1         | 0                                    | 0                     | 85 -                              | 0                     | 0                     |
| 11-430-710-3810-5402  | Foster Care Fees (Iv-E) M1             | 12,964 -                             | 4,000 -               | 13,659 -                          | 7,500 -               | 7,500 -               |
| 11-430-710-3810-6057  | Regular Foster Care-Ss                 | 541,490                              | 575,000               | 445,698                           | 575,000               | 575,000               |
| 11-430-710-3810-6058  | Regular Foster Care-Ss-Cs Expenses     | 40,177                               | 35,000                | 27,637                            | 35,000                | 35,000                |
| 11-430-710-3810-6063  | Foster Parent Training                 | 269                                  | 500                   | 95                                | 500                   | 500                   |
| 11-430-710-3810-6064  | Background Check/Daycare & Foster (    | 56                                   | 1,200                 | 70 -                              | 1,200                 | 1,200                 |
| 11-430-710-3814-6056  | Emergency Foster Care Provider         | 7,898                                | 8,000                 | 7,370                             | 8,000                 | 8,000                 |
| 11-430-710-3814-6057  | Emergency Foster Care                  | 5,257                                | 5,000                 | 9,570                             | 5,000                 | 5,000                 |

## USER-SELECTED BUDGET REPORT

11 Fund Health & Human Service Fund

Report Basis: Cash

430 Dept Health and Social Services

| <u>Account Number</u> | <u>Account Description</u>           | <u>2018 Actual</u><br><u>Mo. 01 - 12</u> | <u>2019 Budget</u> | <u>2019 YTD</u><br><u>Mo. 01 - 11</u> | <u>2020 Budget</u> | <u>2021 Budget</u> |
|-----------------------|--------------------------------------|--|--------------------|---------------------------------------|--------------------|--------------------|
| 11-430-710-3830-6020  | Foster Care Rule 8 - SS              | 114,248                                  | 75,000             | 98,137                                | 80,000             | 80,000             |
| 11-430-710-3831-6020  | Foster Care - Rule 8 CS              | 20,564                                   | 9,000              | 11,569                                | 16,000             | 16,000             |
| 11-430-710-3850-6020  | Dept Of Corr Group Facility Ss       | 551,558                                  | 425,000            | 245,977                               | 257,500            | 257,500            |
| 11-430-710-3852-6020  | Dept Of Corr Group Facility Cs       | 172,201                                  | 80,000             | 292,606                               | 350,000            | 350,000            |
| 11-430-710-3880-6020  | Extend Foster Care-Ind Living 18-20  | 24,454                                   | 30,000             | 64,122                                | 40,000             | 40,000             |
| 11-430-710-3890-6020  | Short Term Foster Care               | 5,164                                    | 5,000              | 219                                   | 2,500              | 2,500              |
| 11-430-710-3930-5381  | 93.778 IGR MA Fed CW/TCM I           | 357,458 -                                | 350,000 -          | 324,967 -                             | 350,000 -          | 350,000 -          |
| 11-430-710-3930-5832  | GCED Child Gen Case Mgmt I           | 165,000 -                                | 165,000 -          | 165,000 -                             | 165,000 -          | 165,000 -          |
| 11-430-710-3970-5366  | 93.658 FSC LCTS IV-E Admin F07       | 95,176 -                                 | 55,000 -           | 100,567 -                             | 90,000 -           | 90,000 -           |
| 11-430-710-3970-5379  | 93.778 MA FSC LCTC Admin F07         | 84,222 -                                 | 52,000 -           | 107,634 -                             | 80,000 -           | 80,000 -           |
| 11-430-710-3970-5832  | GCFSC No Seagr                       | 3,600 -                                  | 3,600 -            | 3,970 -                               | 3,600 -            | 3,600 -            |
| 11-430-710-3970-6020  | Gc Family Services Collaborative     | 179,651                                  | 107,000            | 208,317                               | 170,000            | 170,000            |
| <b>Program 710</b>    | <b>Children's Services</b>           | <b>Revenue 1,415,531 -</b>               | <b>1,028,185 -</b> | <b>1,492,923 -</b>                    | <b>1,230,149 -</b> | <b>1,193,589 -</b> |
|                       |                                      | <b>Expend. 2,472,002</b>                 | <b>2,202,316</b>   | <b>2,309,597</b>                      | <b>2,475,056</b>   | <b>2,438,496</b>   |
|                       |                                      | <b>Net 1,056,471</b>                     | <b>1,174,131</b>   | <b>816,674</b>                        | <b>1,244,907</b>   | <b>1,244,907</b>   |
| 11-430-720-3110-5290  | DHS-State Child Care BSF Admin       | 11,452 -                                 | 8,000 -            | 7,252 -                               | 9,000 -            | 9,000 -            |
| 11-430-720-3110-5362  | 93.575 Federal Child Care BSF Admin  | 13,997 -                                 | 11,000 -           | 8,865 -                               | 10,000 -           | 10,000 -           |
| 11-430-720-3110-5401  | Day Care Sliding Fee M5              | 446 -                                    | 0                  | 0                                     | 0                  | 0                  |
| 11-430-720-3110-5402  | Recoveries Daycare County Share      | 2,119 -                                  | 0                  | 5,506 -                               | 0                  | 0                  |
| 11-430-720-3110-6024  | Day Care Overpayment Recovery        | 1,773                                    | 0                  | 3,967                                 | 0                  | 0                  |
| 11-430-720-3110-6026  | Bsf County Match                     | 23,802                                   | 23,800             | 23,271                                | 23,802             | 23,802             |
| 11-430-720-3120-5289  | DHS-Child Care MFIP Admin State      | 7,252 -                                  | 5,000 -            | 8,610 -                               | 6,500 -            | 6,500 -            |
| 11-430-720-3120-5362  | 93.575 Child Care MFIP Admin Federal | 7,548 -                                  | 5,000 -            | 8,963 -                               | 6,500 -            | 6,500 -            |
| 11-430-720-3140-6069  | Other Child Care Fee                 | 68,443                                   | 25,000             | 70,931                                | 40,000             | 40,000             |
| 11-430-720-3140-6077  | Day Care Other/lve                   | 0  | 3,000              | 0                                     | 0                  | 0                  |
| 11-430-720-3370-5289  | DHS-MFIP Employment Services TAN     | 19,507 -                                 | 30,439 -           | 21,688 -                              | 18,540 -           | 18,540 -           |
| 11-430-720-3370-5353  | 93.558 MFIP Employment Services TA   | 178,900 -                                | 173,586 -          | 184,411 -                             | 213,205 -          | 213,205 -          |
| 11-430-720-3370-6020  | Pmts For Recipients-Stride/Mfip Emp& | 176,890                                  | 178,151            | 158,579                               | 213,195            | 213,195            |
| 11-430-720-3980-5401  | Daycare Licensing Application Fee M5 | 7,170 -                                  | 2,000 -            | 3,880 -                               | 2,000 -            | 2,000 -            |
| <b>Program 720</b>    | <b>Child Care/Stride</b>             | <b>Revenue 248,391 -</b>                 | <b>235,025 -</b>   | <b>249,175 -</b>                      | <b>265,745 -</b>   | <b>265,745 -</b>   |
|                       |                                      | <b>Expend. 270,908</b>                   | <b>229,951</b>     | <b>256,748</b>                        | <b>276,997</b>     | <b>276,997</b>     |
|                       |                                      | <b>Net 22,517</b>                        | <b>5,074 -</b>     | <b>7,573</b>                          | <b>11,252</b>      | <b>11,252</b>      |
| 11-430-730-3021-6020  | Drug Tests-RS Eden                   | 28,561                                   | 20,000             | 25,746                                | 25,000             | 25,000             |
| 11-430-730-3050-5380  | 93.778 MA/SSTS Rule 25 F22           | 62,498 -                                 | 65,000 -           | 58,249 -                              | 60,000 -           | 60,000 -           |
| 11-430-730-3050-6020  | Payments For Recipients Rule 25 Assr | 11,188                                   | 10,000             | 14,530                                | 10,000             | 10,000             |

## USER-SELECTED BUDGET REPORT

11 Fund Health & Human Service Fund

Report Basis: Cash

430 Dept Health and Social Services

| <u>Account Number</u> | <u>Account Description</u>              | <u>2018 Actual</u><br><u>Mo. 01 - 12</u> | <u>2019 Budget</u> | <u>2019 YTD</u><br><u>Mo. 01 - 11</u> | <u>2020 Budget</u> | <u>2021 Budget</u> |
|-----------------------|---|--|--------------------|---------------------------------------|--------------------|--------------------|
| 11-430-730-3590-5289  | DHS-State Share CCDF Admin              | 29,738 -                                 | 35,000 -           | 32,408 -                              | 35,000 -           | 35,000 -           |
| 11-430-730-3590-6020  | Purchase Of Serv State Of Mn Ccddf      | 244,005                                  | 200,000            | 234,253                               | 268,013            | 268,013            |
| 11-430-730-3712-5401  | Detox Fees/Rule 25 M9                   | 80,770 -                                 | 100,000 -          | 76,730 -                              | 100,000 -          | 100,000 -          |
| 11-430-730-3712-6020  | Detox Costs                             | 182,562                                  | 176,000            | 128,222                               | 176,000            | 176,000            |
| <b>Program 730</b>    | <b>Chemical Dependency</b>              |  |                    |                                       |                    |                    |
|                       | <b>Revenue</b>                          | <b>173,006 -</b>                         | <b>200,000 -</b>   | <b>167,387 -</b>                      | <b>195,000 -</b>   | <b>195,000 -</b>   |
|                       | <b>Expend.</b>                          | <b>466,316</b>                           | <b>406,000</b>     | <b>402,751</b>                        | <b>479,013</b>     | <b>479,013</b>     |
|                       | <b>Net</b>                              | <b>293,310</b>                           | <b>206,000</b>     | <b>235,364</b>                        | <b>284,013</b>     | <b>284,013</b>     |
| 11-430-740-0010-5402  | Mental Health Priv Pay & Copay Fee      | 646 -                                    | 0                  | 204 -                                 | 0                  | 0                  |
| 11-430-740-3030-5289  | DHS-Adult CSP/Rule 78/IMD Alt S         | 190,750 -                                | 190,750 -          | 190,750 -                             | 190,750 -          | 190,750 -          |
| 11-430-740-3030-5290  | DHS-Adult MH Initiative Olmsted St S    | 65,537 -                                 | 65,537 -           | 65,537 -                              | 65,537 -           | 65,537 -           |
| 11-430-740-3080-6020  | Mh Assessments                          | 56,756                                   | 88,500             | 52,251                                | 88,500             | 88,500             |
| 11-430-740-3160-6020  | Transportation Mh Proact Txx            | 24,788                                   | 22,000             | 14,425                                | 20,000             | 20,000             |
| 11-430-740-3161-6020  | Transportation-MH Client-Gas Cards      | 4,000                                    | 4,000              | 3,450                                 | 5,000              | 5,000              |
| 11-430-740-3180-6020  | Client Flex Funds ADMHI                 | 8,725                                    | 12,000             | 9,188                                 | 12,000             | 12,000             |
| 11-430-740-3300-5289  | DHS-Childrens MH Screening S            | 78,074 -                                 | 61,673 -           | 61,054 -                              | 34,943 -           | 34,943 -           |
| 11-430-740-3310-6020  | Mobile Crisis Services                  | 0  | 41,000             | 36,255                                | 41,000             | 41,000             |
| 11-430-740-3320-6020  | Children's Mental Health Crisis Service | 0  | 0                  | 9,064                                 | 0                  | 0                  |
| 11-430-740-3340-6050  | DD SILS & Center Based Supp Emplo       | 0  | 0                  | 16,380                                | 20,000             | 20,000             |
| 11-430-740-3360-6020  | Adult Crisis Stabilization              | 0  | 1,000              | 0                                     | 0                  | 0                  |
| 11-430-740-3370-6050  | Comm Based Supp Empl-Not Armhs T        | 23,735                                   | 25,000             | 20,062                                | 22,000             | 22,000             |
| 11-430-740-3371-6050  | Center Based Supp Empl-Not Armhs T      | 26,595                                   | 30,000             | 1,563                                 | 0                  | 0                  |
| 11-430-740-3430-6020  | Housing Subsidy                         | 1,400                                    | 6,500              | 0                                     | 6,500              | 6,500              |
| 11-430-740-3520-6020  | Adult Outpatient Psychotherapy          | 77,244                                   | 125,000            | 66,352                                | 157,203            | 159,007            |
| 11-430-740-3540-6050  | TXX Medication Management               | 51,989                                   | 85,000             | 51,516                                | 85,000             | 85,000             |
| 11-430-740-3580-5340  | 93.104 System of Care (SOC) F35         | 0  | 0                  | 15,995 -                              | 64,632 -           | 64,632 -           |
| 11-430-740-3580-6020  | CSG/SOC Grant - System of Care Gra      | 0  | 0                  | 32,997                                | 64,632             | 64,632             |
| 11-430-740-3720-6020  | Recipients-Living In State/Private Hosp | 245,365                                  | 325,000            | 300,836                               | 391,381            | 391,381            |
| 11-430-740-3722-6020  | Sex Offender Prgm State Oper Serv       | 95,403                                   | 52,000             | 129,887                               | 60,000             | 60,000             |
| 11-430-740-3830-5289  | MA Residential Treatment State S64      | 7,808 -                                  | 0                  | 0                                     | 0                  | 0                  |
| 11-430-740-3830-5366  | 93.658 Foster Care IV-E Rule 5 F28      | 18,680 -                                 | 15,000 -           | 2,159 -                               | 8,500 -            | 8,500 -            |
| 11-430-740-3830-5379  | 93.778 IGR MA Rule 5 Admin F66          | 81                                       | 0                  | 81                                    | 0                  | 0                  |
| 11-430-740-3830-5382  | 93.778 IGR MA Residential Treatment     | 133,467 -                                | 50,000 -           | 8,267 -                               | 50,000 -           | 50,000 -           |
| 11-430-740-3830-6020  | Rule 5 Social Services                  | 415,316                                  | 450,000            | 279,840                               | 250,000            | 250,000            |
| 11-430-740-3831-6020  | Rule 5 Court Services                   | 0  | 7,000              | 0                                     | 0                  | 0                  |
| 11-430-740-3890-5289  | DHS-MH Respite Services S63             | 15,613 -                                 | 25,000 -           | 23,328 -                              | 16,864 -           | 16,864 -           |

## USER-SELECTED BUDGET REPORT

11 Fund Health & Human Service Fund

Report Basis: Cash

430 Dept Health and Social Services

| <u>Account Number</u> | <u>Account Description</u>         | <u>2018 Actual</u><br><u>Mo. 01 - 12</u> | <u>2019 Budget</u> | <u>2019 YTD</u><br><u>Mo. 01 - 11</u> | <u>2020 Budget</u> | <u>2021 Budget</u> |
|-----------------------|------------------------------------|--|--------------------|---------------------------------------|--------------------|--------------------|
| 11-430-740-3890-6020  | Respite MH Child - Fernbrook       | 25,009                                   | 25,000             | 13,563                                | 16,864             | 16,864             |
| 11-430-740-3900-5381  | 93.778 IGR MA MH Case Mgmt/Childr  | 12,990 -                                 | 20,000 -           | 4,592 -                               | 6,000 -            | 6,000 -            |
| 11-430-740-3900-5401  | Children MH-TCM SCHA M1            | 7,985 -                                  | 10,000 -           | 0                                     | 3,000 -            | 3,000 -            |
| 11-430-740-3900-5832  | GCED Child Rule 79 Case Mgmt       | 120,000 -                                | 120,000 -          | 120,000 -                             | 120,000 -          | 120,000 -          |
| 11-430-740-3900-6025  | Non Fed Share Mh-Tcm Cont Vend/Fe  | 143,325                                  | 200,000            | 80,151                                | 200,000            | 200,000            |
| 11-430-740-3910-5240  | DHS-State MH Case Mgmt Adult       | 3,826 -                                  | 3,000 -            | 3,572 -                               | 3,000 -            | 3,000 -            |
| 11-430-740-3910-5381  | 93.778 IGR MA Fed MH Case Mgmt A   | 201,433 -                                | 175,000 -          | 147,504 -                             | 185,000 -          | 185,000 -          |
| 11-430-740-3910-5401  | Adult MH-TCM SCHA/MEDICA           | 512,651 -                                | 410,000 -          | 535,783 -                             | 400,000 -          | 400,000 -          |
| 11-430-740-3910-6020  | Adult Rule 79 Case Mgmt            | 10,693                                   | 7,000              | 2,971                                 | 7,000              | 7,000              |
| 11-430-740-3930-5401  | Healthy Pathways M13               | 85,513 -                                 | 75,000 -           | 86,259 -                              | 70,000 -           | 70,000 -           |
| 11-430-740-3930-6020  | General Case Mgmt Purchased        | 1,055                                    | 1,800              | 0                                     | 1,800              | 1,800              |
| <b>Program 740</b>    | <b>Mental Health Program</b>       | <b>Revenue 1,454,892 -</b>               | <b>1,220,960 -</b> | <b>1,264,923 -</b>                    | <b>1,218,226 -</b> | <b>1,218,226 -</b> |
|                       |                                    | <b>Expend. 1,211,398</b>                 | <b>1,507,800</b>   | <b>1,120,751</b>                      | <b>1,448,880</b>   | <b>1,450,684</b>   |
|                       |                                    | <b>Net 243,494 -</b>                     | <b>286,840</b>     | <b>144,172 -</b>                      | <b>230,654</b>     | <b>232,458</b>     |
| 11-430-750-0000-5289  | DHS-MR Waiver Services DD Screeni  | 90                                       | 0                  | 0                                     | 0                  | 0                  |
| 11-430-750-0000-5381  | 93.778 IGR MA MR Waiver Svs DD Sc  | 90                                       | 0                  | 0                                     | 0                  | 0                  |
| 11-430-750-3160-6050  | Transportation Dd Proact Txx       | 22,657                                   | 23,000             | 33,241                                | 28,000             | 28,000             |
| 11-430-750-3340-5289  | DHS-DD SILS Program S34            | 38,463 -                                 | 60,575 -           | 30,551 -                              | 50,429 -           | 50,429 -           |
| 11-430-750-3340-6050  | Txx Purchase Of Service-Sils       | 44,978                                   | 86,536             | 34,760                                | 72,041             | 72,041             |
| 11-430-750-3350-5289  | DHS-DD Family Support Program      | 60,792 -                                 | 78,108 -           | 75,543 -                              | 93,108 -           | 93,108 -           |
| 11-430-750-3350-6083  | Family Support Program Subsidy     | 62,769                                   | 78,108             | 71,883                                | 93,108             | 93,108             |
| 11-430-750-3381-6020  | Community Based Employment         | 44,465                                   | 45,000             | 40,601                                | 45,000             | 45,000             |
| 11-430-750-3382-6020  | Center Based Employment            | 20,666                                   | 21,000             | 15,995                                | 21,000             | 21,000             |
| 11-430-750-3740-6020  | Icf/Mr +7                          | 17,714                                   | 20,000             | 4,166                                 | 12,000             | 12,000             |
| 11-430-750-3910-5832  | GCED DD Waiver Case Mgmt M1        | 90,873 -                                 | 90,873 -           | 90,873 -                              | 90,873 -           | 90,873 -           |
| <b>Program 750</b>    | <b>Developmental Disabilities</b>  | <b>Revenue 189,948 -</b>                 | <b>229,556 -</b>   | <b>196,967 -</b>                      | <b>234,410 -</b>   | <b>234,410 -</b>   |
|                       |                                    | <b>Expend. 213,249</b>                   | <b>273,644</b>     | <b>200,646</b>                        | <b>271,149</b>     | <b>271,149</b>     |
|                       |                                    | <b>Net 23,301</b>                        | <b>44,088</b>      | <b>3,679</b>                          | <b>36,739</b>      | <b>36,739</b>      |
| 11-430-760-0000-5289  | Adult Protection State Grant S48   | 0  | 0                  | 5,972 -                               | 5,461 -            | 5,461 -            |
| 11-430-760-3022-6020  | Caregiver Support Faith in Action  | 1,854                                    | 1,854              | 1,854                                 | 1,854              | 1,854              |
| 11-430-760-3580-5240  | DHS-Consumer Support Grant S       | 2,252 -                                  | 4,000 -            | 2,754 -                               | 4,000 -            | 4,000 -            |
| 11-430-760-3930-5381  | 93.778 IGR MA VA/DD-TCM Adlt 18+   | 84,374 -                                 | 45,000 -           | 44,736 -                              | 50,000 -           | 50,000 -           |
| 11-430-760-3950-6050  | Guardianship/Conservatorship Txx   | 149,392                                  | 165,000            | 146,841                               | 155,000            | 155,000            |
| 11-430-760-3980-5401  | Adult Foster Care Licensing & Bg M | 7,000 -                                  | 1,500 -            | 0                                     | 1,500 -            | 1,500 -            |
| <b>Program 760</b>    | <b>Adult Services</b>              | <b>Revenue 93,626 -</b>                  | <b>50,500 -</b>    | <b>53,462 -</b>                       | <b>60,961 -</b>    | <b>60,961 -</b>    |

ABENCK  
12/5/2019 8:30:47AM

# Goodhue County



## USER-SELECTED BUDGET REPORT

11 Fund Health & Human Service Fund

Report Basis: Cash

430 Dept Health and Social Services

|             |            |                | 2018               | 2019          | 2019               | 2020          | 2021          |
|-------------|------------|----------------|--------------------|---------------|--------------------|---------------|---------------|
|             |            |                | <u>Actual</u>      | <u>Budget</u> | <u>YTD</u>         | <u>Budget</u> | <u>Budget</u> |
|             |            |                | <u>Mo. 01 - 12</u> |               | <u>Mo. 01 - 11</u> |               |               |
|             |            | <b>Expend.</b> | 151,246            | 166,854       | 148,695            | 156,854       | 156,854       |
|             |            | <b>Net</b>     | 57,620             | 116,354       | 95,233             | 95,893        | 95,893        |
| <b>Dept</b> | <b>430</b> | <b>Revenue</b> | 5,108,376 -        | 4,371,881 -   | 4,882,907 -        | 4,674,562 -   | 4,638,002 -   |
|             |            | <b>Expend.</b> | 8,147,718          | 8,471,925     | 7,733,894          | 9,027,403     | 9,186,664     |
|             |            | <b>Net</b>     | 3,039,342          | 4,100,044     | 2,850,987          | 4,352,841     | 4,548,662     |



## USER-SELECTED BUDGET REPORT

11 Fund Health & Human Service Fund

Report Basis: Cash

463 Dept Quality Assurance-Health Svcs

| <u>Account Number</u> | <u>Account Description</u>             | 2018<br><u>Actual</u><br>Mo. 01 - 12 | 2019<br><u>Budget</u> | 2019<br><u>YTD</u><br>Mo. 01 - 11 | 2020<br><u>Budget</u> | 2021<br><u>Budget</u> |
|-----------------------|--|--------------------------------------|-----------------------|-----------------------------------|-----------------------|-----------------------|
| 11-463-463-0000-5290  | DHS-Alternative Care Waiver            | 10,368 -                             | 14,000 -              | 4,222 -                           | 11,000 -              | 11,000 -              |
| 11-463-463-0000-5291  | DHS-Billable Waivers/State             | 467,537 -                            | 110,000 -             | 164,243 -                         | 207,750 -             | 207,750 -             |
| 11-463-463-0000-5292  | DHS-HHS Staff Waiver CM State          | 0                                    | 240,000 -             | 221,778 -                         | 250,000 -             | 250,000 -             |
| 11-463-463-0000-5381  | 93.778 IGR Billable Waivers/Federal    | 479,109 -                            | 110,000 -             | 192,093 -                         | 207,750 -             | 207,750 -             |
| 11-463-463-0000-5382  | 93.778 IGR DHS HHS Staff Waiver CM     | 0                                    | 240,000 -             | 221,409 -                         | 250,000 -             | 250,000 -             |
| 11-463-463-0000-5402  | SCHA Programs                          | 408,169 -                            | 325,000 -             | 362,517 -                         | 370,000 -             | 370,000 -             |
| 11-463-463-0000-5410  | Consultation Fees/Contract Fees        | 1,429 -                              | 2,000 -               | 1,179 -                           | 1,500 -               | 1,500 -               |
| 11-463-463-0000-5428  | Spenddown Fees From Client             | 14,743 -                             | 15,000 -              | 32,185 -                          | 15,000 -              | 15,000 -              |
| 11-463-463-0000-5429  | SCHA/Elderly Waiver/Care Coordinatic   | 180,998 -                            | 190,000 -             | 135,335 -                         | 175,000 -             | 175,000 -             |
| 11-463-463-0000-5435  | SCHA/MA & PHN Clinic                   | 0                                    | 0                     | 213 -                             | 0                     | 0                     |
| 11-463-463-0000-5859  | SCHA/CCC Reimbursement                 | 96,580 -                             | 89,000 -              | 101,197 -                         | 93,400 -              | 93,400 -              |
| 11-463-463-0000-6010  | Billable Service Options Items         | 312,083                              | 75,000                | 225,628                           | 265,500               | 265,500               |
| 11-463-463-0000-6020  | Contracted Case Management             | 152,734                              | 145,000               | 135,355                           | 150,000               | 150,000               |
| 11-463-463-0000-6101  | Salaries & Wages - Permanent           | 1,060,046                            | 1,112,678             | 1,020,800                         | 1,109,378             | 1,154,348             |
| 11-463-463-0000-6102  | Salaries & Wages-Part Time w/ Benefi   | 139,698                              | 70,587                | 132,604                           | 150,596               | 154,338               |
| 11-463-463-0000-6104  | Salaries & Wages - Overtime            | 330                                  | 0                     | 0                                 | 0                     | 0                     |
| 11-463-463-0000-6151  | Group Health Insurance                 | 67,133                               | 81,870                | 84,438                            | 89,452                | 98,397                |
| 11-463-463-0000-6152  | HSA Contribution                       | 39,173                               | 38,734                | 35,594                            | 45,217                | 45,217                |
| 11-463-463-0000-6153  | Family Insurance Supplement            | 110,330                              | 99,389                | 90,296                            | 89,968                | 98,965                |
| 11-463-463-0000-6154  | Life Insurance                         | 1,078                                | 990                   | 976                               | 1,021                 | 1,021                 |
| 11-463-463-0000-6155  | Dental Insurance-County Paid           | 2,806                                | 3,491                 | 3,313                             | 5,017                 | 5,017                 |
| 11-463-463-0000-6156  | Accident Insurance-County Paid         | 711                                  | 808                   | 781                               | 1,189                 | 1,189                 |
| 11-463-463-0000-6161  | PERA                                   | 90,037                               | 88,749                | 86,506                            | 94,498                | 98,151                |
| 11-463-463-0000-6171  | FICA                                   | 70,179                               | 73,362                | 67,603                            | 78,118                | 81,139                |
| 11-463-463-0000-6174  | Mandatory Medicare                     | 16,413                               | 17,157                | 15,810                            | 18,270                | 18,976                |
| 11-463-463-0000-6202  | Cell Phone                             | 424                                  | 480                   | 236                               | 480                   | 480                   |
| 11-463-463-0000-6206  | Data Cards                             | 1,260                                | 1,680                 | 1,155                             | 1,680                 | 1,680                 |
| 11-463-463-0000-6209  | Internet                               | 840                                  | 960                   | 440                               | 960                   | 960                   |
| 11-463-463-0000-6245  | State Required Registration or License | 338                                  | 255                   | 253                               | 255                   | 255                   |
| 11-463-463-0000-6283  | Other Professional & Tech Fees         | 58                                   | 0                     | 808                               | 700                   | 700                   |
| 11-463-463-0000-6331  | Mileage                                | 16,133                               | 14,000                | 16,130                            | 16,000                | 16,000                |
| 11-463-463-0000-6332  | Meals & Lodging                        | 624                                  | 600                   | 3,247                             | 600                   | 600                   |
| 11-463-463-0000-6333  | Other Travel Expense                   | 83                                   | 50                    | 43                                | 50                    | 50                    |
| 11-463-463-0000-6335  | Motor Pool Vehicle Usage               | 8,258                                | 9,000                 | 4,534                             | 8,000                 | 8,000                 |
| 11-463-463-0000-6357  | Conferences/Schools/Training           | 1,385                                | 3,000                 | 1,362                             | 3,000                 | 3,000                 |
| 11-463-463-0000-6414  | Food & Beverages                       | 0                                    | 0                     | 16                                | 0                     | 0                     |



ABENCK  
12/5/2019 8:30:47AM

# Goodhue County



## USER-SELECTED BUDGET REPORT

11 Fund Health & Human Service Fund

Report Basis: Cash

463 Dept Quality Assurance-Health Svcs

| <u>Account Number</u> |            | <u>Account Description</u>    | 2018<br><u>Actual</u><br>Mo. 01 - 12 | 2019<br><u>Budget</u> | 2019<br><u>YTD</u><br>Mo. 01 - 11 | 2020<br><u>Budget</u> | 2021<br><u>Budget</u> |
|-----------------------|------------|-------------------------------|--------------------------------------|-----------------------|-----------------------------------|-----------------------|-----------------------|
| <b>Program</b>        | <b>463</b> | LTCC/Waiver Management        | <b>Revenue</b> 1,658,933 -           | <b>1,335,000 -</b>    | <b>1,436,371 -</b>                | <b>1,581,400 -</b>    | <b>1,581,400 -</b>    |
|                       |            |                               | <b>Expend.</b> 2,092,154             | <b>1,837,840</b>      | <b>1,927,928</b>                  | <b>2,129,949</b>      | <b>2,203,983</b>      |
|                       |            |                               | <b>Net</b> 433,221                   | <b>502,840</b>        | <b>491,557</b>                    | <b>548,549</b>        | <b>622,583</b>        |
| <b>Dept</b>           | <b>463</b> | Quality Assurance-Health Svcs | <b>Revenue</b> 1,658,933 -           | <b>1,335,000 -</b>    | <b>1,436,371 -</b>                | <b>1,581,400 -</b>    | <b>1,581,400 -</b>    |
|                       |            |                               | <b>Expend.</b> 2,092,154             | <b>1,837,840</b>      | <b>1,927,928</b>                  | <b>2,129,949</b>      | <b>2,203,983</b>      |
|                       |            |                               | <b>Net</b> 433,221                   | <b>502,840</b>        | <b>491,557</b>                    | <b>548,549</b>        | <b>622,583</b>        |

## USER-SELECTED BUDGET REPORT

11 Fund Health & Human Service Fund

Report Basis: Cash

466 Dept Healthy Communities/Behaviors

| <u>Account Number</u> | <u>Account Description</u>             | 2018<br><u>Actual</u><br>Mo. 01 - 12 | 2019<br><u>Budget</u> | 2019<br><u>YTD</u><br>Mo. 01 - 11 | 2020<br><u>Budget</u> | 2021<br><u>Budget</u> |
|-----------------------|--|--------------------------------------|-----------------------|-----------------------------------|-----------------------|-----------------------|
| 11-466-450-0000-5280  | MDH-Local Public Health Grant          | 61,522 -                             | 60,586 -              | 61,522 -                          | 60,586 -              | 60,586 -              |
| 11-466-450-0000-5284  | MDH-State Follow Along Program FAP     | 2,098 -                              | 1,933 -               | 1,296 -                           | 1,933 -               | 1,933 -               |
| 11-466-450-0000-5289  | DHS-Medical Assistance-State           | 4,806 -                              | 3,000 -               | 2,277 -                           | 3,000 -               | 3,000 -               |
| 11-466-450-0000-5291  | DHS-MA FHV FFS State                   | 0                                    | 10,080 -              | 4,461 -                           | 8,155 -               | 8,155 -               |
| 11-466-450-0000-5347  | 93.251 EHDI & BD Followup              | 3,525 -                              | 600 -                 | 750 -                             | 600 -                 | 600 -                 |
| 11-466-450-0000-5353  | 93.558 TANF Grant - Federal Funds      | 39,135 -                             | 47,462 -              | 46,565 -                          | 47,462 -              | 47,462 -              |
| 11-466-450-0000-5379  | 93.778 IGR Medical Assistance-Federal  | 5,010 -                              | 3,000 -               | 2,344 -                           | 3,000 -               | 3,000 -               |
| 11-466-450-0000-5381  | 93.778 IGR FHV FFS Federal             | 0                                    | 10,080 -              | 4,520 -                           | 8,155 -               | 8,155 -               |
| 11-466-450-0000-5389  | 93.994 MCH Block Grant                 | 41,051 -                             | 44,234 -              | 33,354 -                          | 44,234 -              | 44,234 -              |
| 11-466-450-0000-5410  | Daycare/Nurse Consultation Fees        | 5,871 -                              | 4,500 -               | 4,940 -                           | 4,500 -               | 4,500 -               |
| 11-466-450-0000-5424  | Health Insurance Fees                  | 2,073 -                              | 6,500 -               | 371 -                             | 2,000 -               | 2,000 -               |
| 11-466-450-0000-5431  | SCHA/BCBS FHV Billing                  | 0                                    | 28,800 -              | 30,289 -                          | 46,420 -              | 46,420 -              |
| 11-466-450-0000-5434  | Family Home Visiting Local Grant       | 27,182 -                             | 194,911 -             | 157,342 -                         | 184,588 -             | 184,588 -             |
| 11-466-450-0000-5435  | SCHA/MA & PHN Clinic                   | 110,176 -                            | 80,000 -              | 65,133 -                          | 80,000 -              | 80,000 -              |
| 11-466-450-0000-5832  | Local Follow Along Program (FSC)       | 2,500 -                              | 5,000 -               | 7,500 -                           | 5,000 -               | 5,000 -               |
| 11-466-450-0000-5850  | Follow Along Program                   | 25,000 -                             | 0                     | 15,000 -                          | 0                     | 0                     |
| 11-466-450-0000-6021  | Consulting Contracts                   | 0                                    | 0                     | 27                                | 0                     | 0                     |
| 11-466-450-0000-6101  | Salaries & Wages - Permanent           | 188,565                              | 279,197               | 251,455                           | 295,841               | 312,863               |
| 11-466-450-0000-6102  | Salaries & Wages-Part Time w/ Benefi   | 115,528                              | 118,511               | 112,032                           | 121,771               | 124,823               |
| 11-466-450-0000-6151  | Group Health Insurance                 | 15,175                               | 10,403                | 11,514                            | 16,087                | 17,696                |
| 11-466-450-0000-6152  | HSA Contribution                       | 10,471                               | 11,913                | 13,023                            | 18,732                | 18,732                |
| 11-466-450-0000-6153  | Family Insurance Supplement            | 14,395                               | 52,312                | 36,877                            | 49,483                | 54,432                |
| 11-466-450-0000-6154  | Life Insurance                         | 270                                  | 377                   | 321                               | 377                   | 377                   |
| 11-466-450-0000-6155  | Dental Insurance-County Paid           | 1,743                                | 1,178                 | 1,288                             | 2,924                 | 2,924                 |
| 11-466-450-0000-6156  | Accident Insurance-County Paid         | 399                                  | 258                   | 323                               | 658                   | 658                   |
| 11-466-450-0000-6161  | PERA                                   | 22,807                               | 29,828                | 27,262                            | 31,321                | 32,826                |
| 11-466-450-0000-6171  | FICA                                   | 17,858                               | 24,658                | 20,754                            | 25,892                | 27,137                |
| 11-466-450-0000-6174  | Mandatory Medicare                     | 4,176                                | 5,767                 | 4,854                             | 6,055                 | 6,346                 |
| 11-466-450-0000-6189  | Transfer Of Salaries To Other Dept     | 28,067 -                             | 0                     | 0                                 | 0                     | 0                     |
| 11-466-450-0000-6202  | Cell Phone                             | 273                                  | 960                   | 629                               | 960                   | 960                   |
| 11-466-450-0000-6203  | Postage                                | 0                                    | 0                     | 99                                | 0                     | 0                     |
| 11-466-450-0000-6232  | Publications & Brochures               | 966                                  | 1,200                 | 1,725                             | 1,200                 | 1,200                 |
| 11-466-450-0000-6245  | State Required Registration or License | 115                                  | 300                   | 0                                 | 300                   | 300                   |
| 11-466-450-0000-6283  | Other Professional Fees                | 81                                   | 0                     | 1,048                             | 800                   | 800                   |
| 11-466-450-0000-6302  | Copies/Copier Maintenance              | 0                                    | 0                     | 153                               | 0                     | 0                     |
| 11-466-450-0000-6331  | Mileage                                | 2,841                                | 2,220                 | 4,117                             | 6,595                 | 6,595                 |

## USER-SELECTED BUDGET REPORT

11 Fund Health & Human Service Fund

Report Basis: Cash

466 Dept Healthy Communities/Behaviors

| <u>Account Number</u> | <u>Account Description</u>           | 2018<br><u>Actual</u><br>Mo. 01 - 12 | 2019<br><u>Budget</u> | 2019<br><u>YTD</u><br>Mo. 01 - 11 | 2020<br><u>Budget</u> | 2021<br><u>Budget</u> |
|-----------------------|--------------------------------------|--------------------------------------|-----------------------|-----------------------------------|-----------------------|-----------------------|
| 11-466-450-0000-6332  | Meals & Lodging                      | 3,039                                | 500                   | 507                               | 500                   | 500                   |
| 11-466-450-0000-6335  | Motor Pool Vehicle Usage             | 3,409                                | 8,375                 | 3,265                             | 4,000                 | 4,000                 |
| 11-466-450-0000-6357  | Conferences/Schools/Training         | 5,740                                | 6,800                 | 8,004                             | 6,800                 | 6,800                 |
| 11-466-450-0000-6405  | Office Supplies                      | 527                                  | 450                   | 164                               | 450                   | 450                   |
| 11-466-450-0000-6407  | Grant Supplies                       | 1,273                                | 1,850                 | 1,817                             | 1,850                 | 1,850                 |
| <b>Program 450</b>    | Parent/Child Health Promotion        | <b>329,949 -</b>                     | <b>500,686 -</b>      | <b>437,664 -</b>                  | <b>499,633 -</b>      | <b>499,633 -</b>      |
|                       | <b>Revenue</b>                       |                                      |                       |                                   |                       |                       |
|                       | <b>Expend.</b>                       | <b>381,584</b>                       | <b>557,057</b>        | <b>501,258</b>                    | <b>592,596</b>        | <b>622,269</b>        |
|                       | <b>Net</b>                           | <b>51,635</b>                        | <b>56,371</b>         | <b>63,594</b>                     | <b>92,963</b>         | <b>122,636</b>        |
|                       |                                      |                                      |                       |                                   |                       |                       |
| 11-466-458-0000-5292  | DHS-CTC Outreach/State               | 59,339 -                             | 48,111 -              | 30,705 -                          | 48,111 -              | 48,111 -              |
| 11-466-458-0000-5382  | 93.778 IGR CTC Outreach/Federal      | 59,339 -                             | 48,111 -              | 30,705 -                          | 48,111 -              | 48,111 -              |
| 11-466-458-0000-6101  | Salaries & Wages - Permanent         | 38,493                               | 42,330                | 32,954                            | 43,490                | 44,581                |
| 11-466-458-0000-6102  | Salaries & Wages-Part Time w/ Benefi | 15,146                               | 4,397                 | 15,002                            | 4,518                 | 4,631                 |
| 11-466-458-0000-6103  | Salaries & Wages-Part Time w/o Bene  | 394                                  | 553                   | 503                               | 0                     | 0                     |
| 11-466-458-0000-6151  | Group Health Insurance               | 5,614                                | 7,105                 | 5,529                             | 7,897                 | 8,686                 |
| 11-466-458-0000-6152  | HSA Contribution                     | 1,789                                | 1,327                 | 1,096                             | 1,326                 | 1,326                 |
| 11-466-458-0000-6153  | Family Insurance Supplement          | 1,455                                | 1,101                 | 1,175                             | 253                   | 279                   |
| 11-466-458-0000-6154  | Life Insurance                       | 63                                   | 54                    | 50                                | 54                    | 54                    |
| 11-466-458-0000-6155  | Dental Insurance-County Paid         | 187                                  | 50                    | 51                                | 41                    | 41                    |
| 11-466-458-0000-6156  | Accident Insurance-County Paid       | 44                                   | 11                    | 12                                | 10                    | 10                    |
| 11-466-458-0000-6161  | PERA                                 | 4,052                                | 3,505                 | 3,635                             | 3,601                 | 3,691                 |
| 11-466-458-0000-6171  | FICA                                 | 3,206                                | 2,897                 | 2,843                             | 2,976                 | 3,051                 |
| 11-466-458-0000-6174  | Mandatory Medicare                   | 750                                  | 678                   | 665                               | 696                   | 714                   |
| 11-466-458-0000-6189  | Transfer Of Salaries To Other Dept   | 21,905                               | 0                     | 0                                 | 0                     | 0                     |
| 11-466-458-0000-6203  | Postage/Freight                      | 2,885                                | 2,200                 | 1,219                             | 2,200                 | 2,200                 |
| 11-466-458-0000-6283  | Other Professional Fees              | 278                                  | 0                     | 29                                | 0                     | 0                     |
| 11-466-458-0000-6331  | Mileage                              | 52                                   | 100                   | 27                                | 100                   | 100                   |
| 11-466-458-0000-6335  | Motor Vehicle Pool                   | 124                                  | 400                   | 13                                | 400                   | 400                   |
| 11-466-458-0000-6357  | Conferences/Schools/Training         | 0                                    | 150                   | 0                                 | 150                   | 150                   |
| 11-466-458-0000-6402  | Copy Machine Paper & Toner           | 2,999                                | 2,400                 | 2,355                             | 2,400                 | 2,400                 |
| 11-466-458-0000-6405  | Office Supplies                      | 0                                    | 80                    | 30                                | 80                    | 80                    |
| 11-466-458-0000-6407  | Grant Supplies                       | 4,367                                | 1,900                 | 4,302                             | 3,300                 | 3,300                 |
| <b>Program 458</b>    | Child/Teen Checkup Outreach Gr       | <b>118,678 -</b>                     | <b>96,222 -</b>       | <b>61,410 -</b>                   | <b>96,222 -</b>       | <b>96,222 -</b>       |
|                       | <b>Revenue</b>                       |                                      |                       |                                   |                       |                       |
|                       | <b>Expend.</b>                       | <b>103,803</b>                       | <b>71,238</b>         | <b>71,490</b>                     | <b>73,492</b>         | <b>75,694</b>         |
|                       | <b>Net</b>                           | <b>14,875 -</b>                      | <b>24,984 -</b>       | <b>10,080</b>                     | <b>22,730 -</b>       | <b>20,528 -</b>       |
|                       |                                      |                                      |                       |                                   |                       |                       |
| 11-466-462-0000-5310  | 10.557 WIC Grant                     | 166,150 -                            | 170,236 -             | 158,881 -                         | 170,236 -             | 170,236 -             |

## USER-SELECTED BUDGET REPORT

11 Fund Health & Human Service Fund

Report Basis: Cash

466 Dept Healthy Communities/Behaviors

| <u>Account Number</u> | <u>Account Description</u>             | 2018<br><u>Actual</u><br>Mo. 01 - 12 | 2019<br><u>Budget</u> | 2019<br><u>YTD</u><br>Mo. 01 - 11 | 2020<br><u>Budget</u> | 2021<br><u>Budget</u> |
|-----------------------|--|--------------------------------------|-----------------------|-----------------------------------|-----------------------|-----------------------|
| 11-466-462-0000-6021  | BF Consulting Contracts                | 2,200                                | 3,000                 | 3,320                             | 3,000                 | 3,000                 |
| 11-466-462-0000-6024  | BF Peer                                | 6,352                                | 5,000                 | 5,975                             | 5,000                 | 5,000                 |
| 11-466-462-0000-6101  | Salaries & Wages - Permanent           | 100,641                              | 101,653               | 92,211                            | 104,449               | 107,061               |
| 11-466-462-0000-6102  | Salaries & Wages-Part Time w/ Benefi   | 14,338                               | 1,368                 | 7,372                             | 19,793                | 20,289                |
| 11-466-462-0000-6103  | Salaries & Wages-Part Time w/o Bene    | 11,566                               | 17,896                | 17,031                            | 0                     | 0                     |
| 11-466-462-0000-6151  | Group Health Insurance                 | 3,747                                | 1,579                 | 2,988                             | 11,114                | 12,225                |
| 11-466-462-0000-6152  | HSA Contribution                       | 6,157                                | 2,955                 | 2,910                             | 1,649                 | 1,649                 |
| 11-466-462-0000-6153  | Family Insurance Supplement            | 8,087                                | 20,054                | 16,516                            | 0                     | 0                     |
| 11-466-462-0000-6154  | Life Insurance                         | 89                                   | 135                   | 78                                | 135                   | 135                   |
| 11-466-462-0000-6155  | Dental Insurance-County Paid           | 612                                  | 25                    | 106                               | 7                     | 7                     |
| 11-466-462-0000-6156  | Accident Insurance-County Paid         | 178                                  | 6                     | 26                                | 2                     | 2                     |
| 11-466-462-0000-6161  | PERA                                   | 9,491                                | 9,069                 | 8,746                             | 9,318                 | 9,551                 |
| 11-466-462-0000-6171  | FICA                                   | 7,560                                | 7,497                 | 6,677                             | 7,703                 | 7,896                 |
| 11-466-462-0000-6174  | Mandatory Medicare                     | 1,768                                | 1,753                 | 1,562                             | 1,802                 | 1,847                 |
| 11-466-462-0000-6189  | Transfer Of Salaries To Other Dept     | 6,162                                | 0                     | 0                                 | 0                     | 0                     |
| 11-466-462-0000-6202  | Cell Phone                             | 1,423                                | 1,400                 | 976                               | 1,400                 | 1,400                 |
| 11-466-462-0000-6245  | State Required Registration or License | 0                                    | 100                   | 170                               | 100                   | 100                   |
| 11-466-462-0000-6248  | Insurance (Work.Comp., Liability)      | 744                                  | 800                   | 800                               | 800                   | 800                   |
| 11-466-462-0000-6283  | Other Professional Fees                | 0                                    | 0                     | 267                               | 0                     | 0                     |
| 11-466-462-0000-6331  | Mileage                                | 403                                  | 400                   | 328                               | 400                   | 400                   |
| 11-466-462-0000-6332  | Meals And Lodging                      | 0                                    | 150                   | 0                                 | 150                   | 150                   |
| 11-466-462-0000-6333  | Other Travel Expenses                  | 58                                   | 0                     | 21                                | 0                     | 0                     |
| 11-466-462-0000-6335  | Motor Pool Vehicle Usage               | 813                                  | 850                   | 434                               | 850                   | 850                   |
| 11-466-462-0000-6357  | Conferences/Schools/Training           | 230                                  | 1,000                 | 1,069                             | 1,000                 | 1,000                 |
| 11-466-462-0000-6405  | Office Supplies                        | 181                                  | 200                   | 579                               | 200                   | 200                   |
| 11-466-462-0000-6407  | Grant Supplies                         | 1,215                                | 2,000                 | 1,972                             | 2,000                 | 2,000                 |
| <b>Program 462</b>    | <b>WIC Grant</b>                       | <b>Revenue 166,150 -</b>             | <b>170,236 -</b>      | <b>158,881 -</b>                  | <b>170,236 -</b>      | <b>170,236 -</b>      |
|                       |  | <b>Expend. 184,015</b>               | <b>178,890</b>        | <b>172,134</b>                    | <b>170,872</b>        | <b>175,562</b>        |
|                       |  | <b>Net 17,865</b>                    | <b>8,654</b>          | <b>13,253</b>                     | <b>636</b>            | <b>5,326</b>          |
| 11-466-466-0000-5218  | Indian Casino Aid                      | 30,381 -                             | 30,000 -              | 28,848 -                          | 30,000 -              | 30,000 -              |
| 11-466-466-0000-5280  | MDH-Local Public Health Grant          | 42,015 -                             | 41,376 -              | 42,015 -                          | 41,376 -              | 41,376 -              |
| 11-466-466-0000-5284  | MN Dept of Health-Community Health     | 0                                    | 0                     | 1,664 -                           | 0                     | 0                     |
| 11-466-466-0000-5611  | Contributions                          | 2,870 -                              | 0                     | 3,338 -                           | 0                     | 0                     |
| 11-466-466-0000-5850  | Miscellaneous Refunds & Reimburserr    | 11,039 -                             | 0                     | 0                                 | 68,013 -              | 68,013 -              |
| 11-466-466-0000-6023  | Special Projects CHA-CHIP              | 4,267                                | 4,500                 | 3,841                             | 4,500                 | 4,500                 |

## USER-SELECTED BUDGET REPORT

11 Fund Health & Human Service Fund

Report Basis: Cash

466 Dept Healthy Communities/Behaviors

| <u>Account Number</u> | <u>Account Description</u>           | 2018<br><u>Actual</u><br>Mo. 01 - 12 | 2019<br><u>Budget</u> | 2019<br><u>YTD</u><br>Mo. 01 - 11 | 2020<br><u>Budget</u> | 2021<br><u>Budget</u> |
|-----------------------|--------------------------------------|--------------------------------------|-----------------------|-----------------------------------|-----------------------|-----------------------|
| 11-466-466-0000-6024  | Contracts                            | 19,299                               | 0                     | 812                               | 0                     | 0                     |
| 11-466-466-0000-6101  | Salaries & Wages - Permanent         | 87,030                               | 116,244               | 122,840                           | 198,424               | 212,779               |
| 11-466-466-0000-6103  | Salaries & Wages-Part Time w/o Bene  | 6,493                                | 0                     | 231                               | 0                     | 0                     |
| 11-466-466-0000-6151  | Group Health Insurance               | 4,750                                | 3,918                 | 5,702                             | 5,616                 | 6,177                 |
| 11-466-466-0000-6152  | HSA Contribution                     | 3,907                                | 4,628                 | 3,988                             | 5,460                 | 5,460                 |
| 11-466-466-0000-6153  | Family Insurance Supplement          | 9,337                                | 20,423                | 11,307                            | 21,219                | 23,341                |
| 11-466-466-0000-6154  | Life Insurance                       | 80                                   | 99                    | 121                               | 175                   | 175                   |
| 11-466-466-0000-6155  | Dental Insurance-County Paid         | 248                                  | 208                   | 249                               | 298                   | 298                   |
| 11-466-466-0000-6156  | Accident Insurance-County Paid       | 86                                   | 71                    | 84                                | 97                    | 97                    |
| 11-466-466-0000-6161  | PERA                                 | 6,529                                | 8,718                 | 9,217                             | 14,882                | 15,958                |
| 11-466-466-0000-6171  | FICA                                 | 5,229                                | 7,207                 | 6,956                             | 12,302                | 13,192                |
| 11-466-466-0000-6174  | Mandatory Medicare                   | 1,223                                | 1,686                 | 1,627                             | 2,877                 | 3,085                 |
| 11-466-466-0000-6202  | Cell Phone                           | 0                                    | 0                     | 52                                | 0                     | 0                     |
| 11-466-466-0000-6241  | Advertising                          | 0                                    | 0                     | 537                               | 0                     | 0                     |
| 11-466-466-0000-6244  | Subscriptions                        | 165                                  | 0                     | 102                               | 200                   | 200                   |
| 11-466-466-0000-6283  | Other Professional Fees              | 50                                   | 0                     | 60                                | 0                     | 0                     |
| 11-466-466-0000-6331  | Mileage                              | 797                                  | 500                   | 527                               | 500                   | 500                   |
| 11-466-466-0000-6332  | Meals & Lodging                      | 419                                  | 260                   | 136                               | 260                   | 260                   |
| 11-466-466-0000-6333  | Other Travel Expenses                | 28                                   | 50                    | 42                                | 50                    | 50                    |
| 11-466-466-0000-6335  | Motor Pool Vehicle Usage             | 609                                  | 205                   | 391                               | 205                   | 205                   |
| 11-466-466-0000-6342  | Land & Building Lease/Rent           | 278                                  | 0                     | 210                               | 200                   | 200                   |
| 11-466-466-0000-6353  | Special Project                      | 840                                  | 0                     | 0                                 | 0                     | 0                     |
| 11-466-466-0000-6357  | Conferences/Schools/Training         | 1,992                                | 1,000                 | 1,049                             | 3,000                 | 3,000                 |
| 11-466-466-0000-6405  | Office Supplies                      | 0                                    | 380                   | 239                               | 380                   | 380                   |
| 11-466-466-0000-6407  | Grant Supplies                       | 3,347                                | 0                     | 0                                 | 0                     | 0                     |
| 11-466-466-0000-6414  | Food & Beverages                     | 533 -                                | 0                     | 0                                 | 0                     | 0                     |
| <b>Program 466</b>    | <b>Healthy Communities</b>           | <b>Revenue 86,305 -</b>              | <b>71,376 -</b>       | <b>75,865 -</b>                   | <b>139,389 -</b>      | <b>139,389 -</b>      |
|                       |                                      | <b>Expend. 156,470</b>               | <b>170,097</b>        | <b>170,320</b>                    | <b>270,645</b>        | <b>289,857</b>        |
|                       |                                      | <b>Net 70,165</b>                    | <b>98,721</b>         | <b>94,455</b>                     | <b>131,256</b>        | <b>150,468</b>        |
| 11-466-468-0000-5336  | 20.600 TZD Grant (Toward Zero Death) | 17,815 -                             | 12,232 -              | 17,661 -                          | 19,000 -              | 19,000 -              |
| 11-466-468-0000-6023  | Contracts                            | 37                                   | 0                     | 7                                 | 0                     | 0                     |
| 11-466-468-0000-6024  | Contracts                            | 13                                   | 0                     | 0                                 | 0                     | 0                     |
| 11-466-468-0000-6101  | Salaries & Wages - Permanent         | 12,396                               | 15,040                | 12,164                            | 14,374                | 15,393                |
| 11-466-468-0000-6151  | Group Health Insurance               | 1,254                                | 1,486                 | 1,193                             | 1,404                 | 1,544                 |
| 11-466-468-0000-6152  | HSA Contribution                     | 661                                  | 732                   | 604                               | 665                   | 665                   |

## USER-SELECTED BUDGET REPORT

11 Fund Health & Human Service Fund

Report Basis: Cash

466 Dept Healthy Communities/Behaviors

| <u>Account Number</u> | <u>Account Description</u>           | 2018<br><u>Actual</u><br>Mo. 01 - 12 | 2019<br><u>Budget</u> | 2019<br><u>YTD</u><br>Mo. 01 - 11 | 2020<br><u>Budget</u> | 2021<br><u>Budget</u> |
|-----------------------|--------------------------------------|--------------------------------------|-----------------------|-----------------------------------|-----------------------|-----------------------|
| 11-466-468-0000-6154  | Life Insurance                       | 14                                   | 14                    | 11                                | 12                    | 12                    |
| 11-466-468-0000-6155  | Dental Insurance-County Paid         | 72                                   | 79                    | 63                                | 74                    | 74                    |
| 11-466-468-0000-6156  | Accident Insurance-County Paid       | 25                                   | 27                    | 22                                | 24                    | 24                    |
| 11-466-468-0000-6161  | PERA                                 | 930                                  | 1,128                 | 912                               | 1,078                 | 1,154                 |
| 11-466-468-0000-6171  | FICA                                 | 765                                  | 932                   | 747                               | 891                   | 954                   |
| 11-466-468-0000-6174  | Mandatory Medicare                   | 179                                  | 218                   | 175                               | 208                   | 223                   |
| 11-466-468-0000-6202  | Cell Phone                           | 194                                  | 120                   | 90                                | 120                   | 120                   |
| 11-466-468-0000-6203  | Postage                              | 3                                    | 0                     | 0                                 | 0                     | 0                     |
| 11-466-468-0000-6331  | Mileage                              | 755                                  | 640                   | 1,118                             | 661                   | 661                   |
| 11-466-468-0000-6332  | Meals & Lodging                      | 335                                  | 313                   | 43                                | 447                   | 447                   |
| 11-466-468-0000-6335  | Motor Pool Vehicle Usage             | 213                                  | 293                   | 56                                | 342                   | 342                   |
| 11-466-468-0000-6357  | Conferences/Schools/Training         | 0                                    | 300                   | 0                                 | 300                   | 300                   |
| 11-466-468-0000-6401  | Printing Services                    | 0                                    | 350                   | 31                                | 150                   | 150                   |
| 11-466-468-0000-6407  | Grant Supplies                       | 1,770                                | 325                   | 655                               | 400                   | 400                   |
| 11-466-468-0000-6414  | Food & Beverages                     | 117                                  | 150                   | 102                               | 150                   | 150                   |
| <b>Program 468</b>    | <b>Toward Zero Deaths</b>            | <b>Revenue 17,815 -</b>              | <b>12,232 -</b>       | <b>17,661 -</b>                   | <b>19,000 -</b>       | <b>19,000 -</b>       |
|                       |                                      | <b>Expend. 19,733</b>                | <b>22,147</b>         | <b>17,993</b>                     | <b>21,300</b>         | <b>22,613</b>         |
|                       |                                      | <b>Net 1,918</b>                     | <b>9,915</b>          | <b>332</b>                        | <b>2,300</b>          | <b>3,613</b>          |
| 11-466-472-0000-5282  | MDH-SHIP Grant                       | 182,283 -                            | 177,598 -             | 161,721 -                         | 180,000 -             | 180,000 -             |
| 11-466-472-0000-5850  | Miscellaneous Revenue                | 56                                   | 0                     | 0                                 | 0                     | 0                     |
| 11-466-472-0000-6023  | Special Projects                     | 39,530                               | 0                     | 4,401                             | 0                     | 0                     |
| 11-466-472-0000-6024  | Contracts/Special Projects           | 22,956                               | 77,089                | 39,107                            | 52,047                | 52,047                |
| 11-466-472-0000-6101  | Salaries & Wages - Permanent         | 66,966                               | 77,426                | 64,213                            | 57,616                | 61,719                |
| 11-466-472-0000-6102  | Salaries & Wages-Part Time w/ Benefi | 0                                    | 0                     | 15,954                            | 34,860                | 37,380                |
| 11-466-472-0000-6103  | Salaries & Wages-Part Time w/o Bene  | 693                                  | 0                     | 0                                 | 0                     | 0                     |
| 11-466-472-0000-6151  | Group Health Insurance               | 680                                  | 1,351                 | 5,937                             | 7,019                 | 7,721                 |
| 11-466-472-0000-6152  | HSA Contribution                     | 376                                  | 665                   | 1,082                             | 3,325                 | 3,325                 |
| 11-466-472-0000-6153  | Family Insurance Supplement          | 420                                  | 0                     | 1,022                             | 0                     | 0                     |
| 11-466-472-0000-6154  | Life Insurance                       | 72                                   | 75                    | 105                               | 125                   | 125                   |
| 11-466-472-0000-6155  | Dental Insurance-County Paid         | 26                                   | 72                    | 8                                 | 372                   | 372                   |
| 11-466-472-0000-6156  | Accident Insurance-County Paid       | 9                                    | 24                    | 3                                 | 122                   | 122                   |
| 11-466-472-0000-6161  | PERA                                 | 5,022                                | 5,807                 | 6,011                             | 6,936                 | 7,432                 |
| 11-466-472-0000-6171  | FICA                                 | 4,167                                | 4,800                 | 4,877                             | 5,734                 | 6,144                 |
| 11-466-472-0000-6174  | Mandatory Medicare                   | 975                                  | 1,123                 | 1,141                             | 1,341                 | 1,437                 |
| 11-466-472-0000-6203  | Postage                              | 122                                  | 0                     | 64                                | 0                     | 0                     |

# Goodhue County



## USER-SELECTED BUDGET REPORT

11 Fund Health & Human Service Fund  
466 Dept Healthy Communities/Behaviors

Report Basis: Cash

|                            |  | 2018               | 2019             | 2019               | 2020             | 2021               |                    |
|----------------------------|--|--------------------|------------------|--------------------|------------------|--------------------|--------------------|
|                            |  | Actual             | Budget           | YTD                | Budget           | Budget             |                    |
| <u>Account Number</u>      |  | <u>Mo. 01 - 12</u> |                  | <u>Mo. 01 - 11</u> |                  |                    |                    |
| <u>Account Description</u> |  |                    |                  |                    |                  |                    |                    |
| 11-466-472-0000-6241       | Advertising                              | 0                  | 500              | 100                | 500              | 500                |                    |
| 11-466-472-0000-6278       | Consultant Fees                          | 247                | 500              | 0                  | 500              | 500                |                    |
| 11-466-472-0000-6283       | Other Professional Fees                  | 75                 | 0                | 0                  | 0                | 0                  |                    |
| 11-466-472-0000-6331       | Mileage & Transportation                 | 216                | 305              | 709                | 1,800            | 1,800              |                    |
| 11-466-472-0000-6332       | Meals & Lodging                          | 53                 | 400              | 306                | 400              | 400                |                    |
| 11-466-472-0000-6333       | Other Travel Expense                     | 24                 | 0                | 82                 | 0                | 0                  |                    |
| 11-466-472-0000-6335       | Motor Pool Vehicle Usage                 | 1,906              | 1,560            | 1,519              | 700              | 700                |                    |
| 11-466-472-0000-6342       | Land & Building Lease/Rent               | 50                 | 75               | 20                 | 75               | 75                 |                    |
| 11-466-472-0000-6357       | Conferences/Schools/Training             | 236                | 500              | 1,387              | 500              | 500                |                    |
| 11-466-472-0000-6401       | Printing Services                        | 1,353              | 1,925            | 1,251              | 1,925            | 1,925              |                    |
| 11-466-472-0000-6405       | Office Supplies                          | 450                | 331              | 0                  | 331              | 331                |                    |
| 11-466-472-0000-6407       | Grant Supplies                           | 440                | 2,500            | 542                | 3,272            | 2,800              |                    |
| 11-466-472-0000-6414       | Food & Beverages                         | 587                | 500              | 952                | 500              | 500                |                    |
| 11-466-472-0000-6480       | Equipment/Furniture<\$5,000              | 0                  | 0                | 1,524              | 0                | 0                  |                    |
| <b>Program</b>             | <b>472 SHIP Grant</b>                    | <b>Revenue</b>     | <b>182,227 -</b> | <b>177,598 -</b>   | <b>161,721 -</b> | <b>180,000 -</b>   | <b>180,000 -</b>   |
|                            |  | <b>Expend.</b>     | <b>147,651</b>   | <b>177,528</b>     | <b>152,317</b>   | <b>180,000</b>     | <b>187,855</b>     |
|                            |  | <b>Net</b>         | <b>34,576 -</b>  | <b>70 -</b>        | <b>9,404 -</b>   | <b>0</b>           | <b>7,855</b>       |
| <b>Dept</b>                | <b>466 Healthy Communities/Behaviors</b> | <b>Revenue</b>     | <b>901,124 -</b> | <b>1,028,350 -</b> | <b>913,202 -</b> | <b>1,104,480 -</b> | <b>1,104,480 -</b> |
|                            |  | <b>Expend.</b>     | <b>993,256</b>   | <b>1,176,957</b>   | <b>1,085,512</b> | <b>1,308,905</b>   | <b>1,373,850</b>   |
|                            |  | <b>Net</b>         | <b>92,132</b>    | <b>148,607</b>     | <b>172,310</b>   | <b>204,425</b>     | <b>269,370</b>     |

# Goodhue County



## USER-SELECTED BUDGET REPORT

11 Fund Health & Human Service Fund

Report Basis: Cash

467 Dept Disaster Preparedness

| <u>Account Number</u> | <u>Account Description</u>           | 2018<br><u>Actual</u><br>Mo. 01 - 12 | 2019<br><u>Budget</u> | 2019<br><u>YTD</u><br>Mo. 01 - 11 | 2020<br><u>Budget</u> | 2021<br><u>Budget</u> |
|-----------------------|--------------------------------------|--------------------------------------|-----------------------|-----------------------------------|-----------------------|-----------------------|
| 11-467-467-0000-5346  | 93.069 PHEP (EP Grant)               | 45,232 -                             | 39,228 -              | 40,202 -                          | 37,172 -              | 37,172 -              |
| 11-467-467-0000-6101  | Salaries & Wages - Permanent         | 4,406                                | 38,080                | 1,124                             | 0                     | 0                     |
| 11-467-467-0000-6102  | Salaries & Wages-Part Time w/ Benefi | 43,339                               | 0                     | 34,979                            | 40,901                | 43,864                |
| 11-467-467-0000-6151  | Group Health Insurance               | 78                                   | 0                     | 15                                | 0                     | 0                     |
| 11-467-467-0000-6152  | HSA Contribution                     | 207                                  | 0                     | 43                                | 0                     | 0                     |
| 11-467-467-0000-6153  | Family Insurance Supplement          | 1,320                                | 0                     | 292                               | 0                     | 0                     |
| 11-467-467-0000-6154  | Life Insurance                       | 69                                   | 62                    | 58                                | 62                    | 62                    |
| 11-467-467-0000-6155  | Dental Insurance-County Paid         | 8                                    | 0                     | 1                                 | 0                     | 0                     |
| 11-467-467-0000-6156  | Accident Insurance-County Paid       | 2                                    | 0                     | 0                                 | 0                     | 0                     |
| 11-467-467-0000-6161  | PERA                                 | 3,581                                | 2,856                 | 4,375                             | 3,068                 | 3,290                 |
| 11-467-467-0000-6171  | FICA                                 | 2,888                                | 2,361                 | 2,223                             | 2,536                 | 2,720                 |
| 11-467-467-0000-6174  | Mandatory Medicare                   | 675                                  | 552                   | 520                               | 593                   | 636                   |
| 11-467-467-0000-6331  | Mileage & Transportation             | 0                                    | 80                    | 2                                 | 80                    | 80                    |
| 11-467-467-0000-6335  | Motor Pool Vehicle Usage             | 402                                  | 367                   | 488                               | 367                   | 367                   |
| 11-467-467-0000-6342  | Land & Building Lease/Rent           | 31                                   | 0                     | 28                                | 0                     | 0                     |
| 11-467-467-0000-6357  | Conferences/Schools/Training         | 60                                   | 75                    | 0                                 | 75                    | 75                    |
| 11-467-467-0000-6405  | Office Supplies                      | 0                                    | 0                     | 185                               | 0                     | 0                     |
| 11-467-467-0000-6407  | Grant Supplies                       | 300                                  | 0                     | 0                                 | 0                     | 0                     |
| <b>Program 467</b>    | <b>Emergency Preparedness Grant</b>  | <b>Revenue 45,232 -</b>              | <b>39,228 -</b>       | <b>40,202 -</b>                   | <b>37,172 -</b>       | <b>37,172 -</b>       |
|                       |                                      | <b>Expend. 57,366</b>                | <b>44,433</b>         | <b>44,333</b>                     | <b>47,682</b>         | <b>51,094</b>         |
|                       |                                      | <b>Net 12,134</b>                    | <b>5,205</b>          | <b>4,131</b>                      | <b>10,510</b>         | <b>13,922</b>         |
| <b>Dept 467</b>       | <b>Disaster Preparedness</b>         | <b>Revenue 45,232 -</b>              | <b>39,228 -</b>       | <b>40,202 -</b>                   | <b>37,172 -</b>       | <b>37,172 -</b>       |
|                       |                                      | <b>Expend. 57,366</b>                | <b>44,433</b>         | <b>44,333</b>                     | <b>47,682</b>         | <b>51,094</b>         |
|                       |                                      | <b>Net 12,134</b>                    | <b>5,205</b>          | <b>4,131</b>                      | <b>10,510</b>         | <b>13,922</b>         |



## USER-SELECTED BUDGET REPORT

11 Fund Health & Human Service Fund  
471 Dept Infectious Disease

Report Basis: Cash

| <u>Account Number</u> | <u>Account Description</u>              | 2018<br><u>Actual</u><br>Mo. 01 - 12 | 2019<br><u>Budget</u> | 2019<br><u>YTD</u><br>Mo. 01 - 11 | 2020<br><u>Budget</u> | 2021<br><u>Budget</u> |
|-----------------------|---|--------------------------------------|-----------------------|-----------------------------------|-----------------------|-----------------------|
| 11-471-471-0000-5280  | MDH-Local Public Health Grant           | 46,517 -                             | 45,809 -              | 46,517 -                          | 45,809 -              | 45,809 -              |
| 11-471-471-0000-5407  | Immunizations-Private                   | 2,893 -                              | 3,000 -               | 2,956 -                           | 3,000 -               | 3,000 -               |
| 11-471-471-0000-5410  | Consultation Fees/Contract Fees         | 0                                    | 0                     | 204 -                             | 0                     | 0                     |
| 11-471-471-0000-5435  | SCHA/MA Immunizations                   | 727 -                                | 0                     | 186 -                             | 0                     | 0                     |
| 11-471-471-0000-5850  | Miscellaneous Refunds & Reimburserr     | 740 -                                | 0                     | 0                                 | 0                     | 0                     |
| 11-471-471-0000-6020  | Non-Billable Medical Supplies           | 182 -                                | 500                   | 411                               | 500                   | 500                   |
| 11-471-471-0000-6101  | Salaries & Wages - Permanent            | 1,181                                | 17,086                | 1,643                             | 17,556                | 17,991                |
| 11-471-471-0000-6102  | Salaries & Wages-Part Time w/ Benefi    | 69,751                               | 73,798                | 67,814                            | 75,828                | 77,725                |
| 11-471-471-0000-6151  | Group Health Insurance                  | 162                                  | 1,578                 | 188                               | 1,641                 | 1,805                 |
| 11-471-471-0000-6152  | HSA Contribution                        | 2,092                                | 2,390                 | 1,998                             | 2,478                 | 2,478                 |
| 11-471-471-0000-6153  | Family Insurance Supplement             | 13,150                               | 16,338                | 14,785                            | 16,975                | 18,673                |
| 11-471-471-0000-6154  | Life Insurance                          | 60                                   | 73                    | 58                                | 73                    | 73                    |
| 11-471-471-0000-6161  | PERA                                    | 5,320                                | 6,816                 | 5,209                             | 7,004                 | 7,179                 |
| 11-471-471-0000-6171  | FICA                                    | 3,483                                | 5,635                 | 3,358                             | 5,790                 | 5,934                 |
| 11-471-471-0000-6174  | Mandatory Medicare                      | 815                                  | 1,318                 | 785                               | 1,354                 | 1,388                 |
| 11-471-471-0000-6203  | Postage/Freight                         | 17                                   | 0                     | 0                                 | 0                     | 0                     |
| 11-471-471-0000-6283  | Other Professional Fees                 | 9                                    | 0                     | 0                                 | 0                     | 0                     |
| 11-471-471-0000-6331  | Mileage                                 | 920                                  | 500                   | 1,409                             | 900                   | 900                   |
| 11-471-471-0000-6335  | Motor Pool Vehicle Usage                | 0                                    | 400                   | 0                                 | 400                   | 400                   |
| 11-471-471-0000-6342  | Land & Building Lease/Rent              | 0                                    | 0                     | 20                                | 0                     | 0                     |
| 11-471-471-0000-6357  | Conferences/Schools/Training            | 150                                  | 200                   | 99                                | 200                   | 200                   |
| 11-471-471-0000-6405  | Office Supplies                         | 0                                    | 60                    | 257                               | 60                    | 60                    |
| 11-471-471-0000-6431  | Drugs & Medicine                        | 2,258                                | 3,500                 | 890                               | 3,500                 | 3,500                 |
| 11-471-471-0000-6434  | Non-Billable Medical Supplies           | 10                                   | 0                     | 0                                 | 0                     | 0                     |
| 11-471-471-0000-6435  | Infection Control                       | 119                                  | 600                   | 187                               | 600                   | 600                   |
| <b>Program</b>        | <b>471</b> Disease Prevention & Control | <b>Revenue</b><br><b>50,877 -</b>    | <b>48,809 -</b>       | <b>49,863 -</b>                   | <b>48,809 -</b>       | <b>48,809 -</b>       |
|                       |   | <b>Expend.</b><br><b>99,315</b>      | <b>130,792</b>        | <b>99,111</b>                     | <b>134,859</b>        | <b>139,406</b>        |
|                       |   | <b>Net</b><br><b>48,438</b>          | <b>81,983</b>         | <b>49,248</b>                     | <b>86,050</b>         | <b>90,597</b>         |
| <b>Dept</b>           | <b>471</b> Infectious Disease           | <b>Revenue</b><br><b>50,877 -</b>    | <b>48,809 -</b>       | <b>49,863 -</b>                   | <b>48,809 -</b>       | <b>48,809 -</b>       |
|                       |   | <b>Expend.</b><br><b>99,315</b>      | <b>130,792</b>        | <b>99,111</b>                     | <b>134,859</b>        | <b>139,406</b>        |
|                       |   | <b>Net</b><br><b>48,438</b>          | <b>81,983</b>         | <b>49,248</b>                     | <b>86,050</b>         | <b>90,597</b>         |

## USER-SELECTED BUDGET REPORT

11 Fund Health & Human Service Fund

Report Basis: Cash

479 Dept PHS Administration

| <u>Account Number</u> | <u>Account Description</u>           | 2018<br><u>Actual</u><br>Mo. 01 - 12 | 2019<br><u>Budget</u> | 2019<br><u>YTD</u><br>Mo. 01 - 11 | 2020<br><u>Budget</u> | 2021<br><u>Budget</u> |
|-----------------------|--------------------------------------|--------------------------------------|-----------------------|-----------------------------------|-----------------------|-----------------------|
| 11-479-478-0000-5280  | MDH-Local Public Health Grant        | 5,625 -                              | 7,500 -               | 5,625 -                           | 7,500 -               | 7,500 -               |
| 11-479-478-0000-6173  | Workmans Compensation                | 3,126                                | 3,126                 | 3,300                             | 3,225                 | 3,300                 |
| 11-479-478-0000-6201  | Telephone                            | 1,199                                | 1,200                 | 1,112                             | 1,200                 | 1,200                 |
| 11-479-478-0000-6202  | Cell Phone                           | 333                                  | 360                   | 298                               | 360                   | 360                   |
| 11-479-478-0000-6203  | Postage/Freight                      | 0                                    | 2,100                 | 1,251                             | 2,108                 | 2,108                 |
| 11-479-478-0000-6241  | Advertising                          | 101                                  | 0                     | 97                                | 120                   | 120                   |
| 11-479-478-0000-6243  | Association Dues/Memberships         | 593                                  | 1,000                 | 375                               | 1,000                 | 1,000                 |
| 11-479-478-0000-6244  | Subscriptions                        | 63                                   | 0                     | 0                                 | 65                    | 65                    |
| 11-479-478-0000-6246  | Adm/Processing Fees                  | 43                                   | 225                   | 27                                | 225                   | 225                   |
| 11-479-478-0000-6268  | Software Maintenance Contracts       | 7,169                                | 10,022                | 9,272                             | 10,754                | 10,754                |
| 11-479-478-0000-6269  | Software Enhancements                | 0                                    | 0                     | 750                               | 0                     | 0                     |
| 11-479-478-0000-6278  | Consultant Fees                      | 300                                  | 300                   | 368                               | 390                   | 390                   |
| 11-479-478-0000-6283  | Other Professional & Tech Fees       | 3,188                                | 4,356                 | 3,264                             | 4,456                 | 4,456                 |
| 11-479-478-0000-6302  | Copies/Copier Maintenance            | 1,209 -                              | 1,600                 | 674 -                             | 1,920                 | 1,920                 |
| 11-479-478-0000-6304  | Other Machinery & Equipment Maint    | 294                                  | 0                     | 206                               | 0                     | 0                     |
| 11-479-478-0000-6331  | Mileage                              | 0                                    | 30                    | 0                                 | 30                    | 30                    |
| 11-479-478-0000-6342  | Land & Building Lease/Rent           | 32,391                               | 30,699                | 23,024                            | 30,699                | 30,699                |
| 11-479-478-0000-6351  | Insurance                            | 3,587                                | 3,587                 | 3,537                             | 3,890                 | 3,587                 |
| 11-479-478-0000-6357  | Conferences/Schools/Training         | 0                                    | 0                     | 61                                | 0                     | 0                     |
| 11-479-478-0000-6405  | Office Supplies                      | 520                                  | 700                   | 186                               | 700                   | 700                   |
| 11-479-478-0000-6414  | Food & Beverages                     | 174                                  | 92                    | 161                               | 92                    | 92                    |
| 11-479-478-0000-6420  | Other General Supplies               | 0                                    | 185                   | 0                                 | 185                   | 185                   |
| 11-479-478-0000-6432  | Other Furniture & Equipment          | 0                                    | 0                     | 307                               | 0                     | 0                     |
| 11-479-478-0000-6480  | Equipment/Furniture<\$5,000          | 0                                    | 0                     | 1,524                             | 0                     | 0                     |
| 11-479-478-0000-6997  | Transfers Out                        | 7,500                                | 0                     | 0                                 | 0                     | 0                     |
| 11-479-478-0000-6998  | Transfers Out - Inter Fund           | 0                                    | 7,500                 | 7,500                             | 7,500                 | 7,500                 |
| <b>Program 478</b>    | <b>Non-SSTS Administration</b>       | <b>Revenue 5,625 -</b>               | <b>7,500 -</b>        | <b>5,625 -</b>                    | <b>7,500 -</b>        | <b>7,500 -</b>        |
|                       |                                      | <b>Expend. 59,372</b>                | <b>67,082</b>         | <b>55,946</b>                     | <b>68,919</b>         | <b>68,691</b>         |
|                       |                                      | <b>Net 53,747</b>                    | <b>59,582</b>         | <b>50,321</b>                     | <b>61,419</b>         | <b>61,191</b>         |
| 11-479-479-0000-5947  | Transfers In - CEP Funds             | 20,886 -                             | 0                     | 0                                 | 0                     | 0                     |
| 11-479-479-0000-5948  | Transfers In - Inter Fund            | 0                                    | 11,200 -              | 12,982 -                          | 0                     | 0                     |
| 11-479-479-0000-6101  | Salaries & Wages - Permanent         | 94,463                               | 83,816                | 96,629                            | 62,672                | 65,716                |
| 11-479-479-0000-6102  | Salaries & Wages-Part Time w/ Benefi | 6,074                                | 0                     | 4,643                             | 0                     | 0                     |
| 11-479-479-0000-6151  | Group Health Insurance               | 7,155                                | 10,217                | 10,405                            | 10,615                | 11,677                |
| 11-479-479-0000-6152  | HSA Contribution                     | 3,463                                | 4,810                 | 3,125                             | 1,540                 | 1,540                 |

## USER-SELECTED BUDGET REPORT

11 Fund Health & Human Service Fund

Report Basis: Cash

479 Dept PHS Administration

| <u>Account Number</u> | <u>Account Description</u>        | 2018<br><u>Actual</u><br>Mo. 01 - 12 | 2019<br><u>Budget</u> | 2019<br><u>YTD</u><br>Mo. 01 - 11 | 2020<br><u>Budget</u> | 2021<br><u>Budget</u> |                |                |
|-----------------------|-----------------------------------|--------------------------------------|-----------------------|-----------------------------------|-----------------------|-----------------------|----------------|----------------|
| 11-479-479-0000-6153  | Family Insurance Supplement       | 9,664                                | 7,624                 | 8,484                             | 0                     | 0                     |                |                |
| 11-479-479-0000-6154  | Life Insurance                    | 95                                   | 100                   | 97                                | 69                    | 69                    |                |                |
| 11-479-479-0000-6155  | Dental Insurance-County Paid      | 135                                  | 627                   | 112                               | 0                     | 0                     |                |                |
| 11-479-479-0000-6156  | Accident Insurance-County Paid    | 42                                   | 137                   | 32                                | 0                     | 0                     |                |                |
| 11-479-479-0000-6161  | PERA                              | 7,538                                | 6,286                 | 7,593                             | 4,700                 | 4,928                 |                |                |
| 11-479-479-0000-6171  | FICA                              | 5,639                                | 5,197                 | 5,697                             | 3,886                 | 4,074                 |                |                |
| 11-479-479-0000-6173  | Workmans Compensation             | 12,264                               | 12,221                | 13,833                            | 13,535                | 13,850                |                |                |
| 11-479-479-0000-6174  | Mandatory Medicare                | 1,319                                | 1,215                 | 1,332                             | 909                   | 953                   |                |                |
| 11-479-479-0000-6201  | Telephone                         | 2,845                                | 3,000                 | 2,641                             | 3,000                 | 3,000                 |                |                |
| 11-479-479-0000-6202  | Cell Phone                        | 799                                  | 1,050                 | 710                               | 1,050                 | 1,050                 |                |                |
| 11-479-479-0000-6203  | Postage/Freight                   | 0                                    | 1,600                 | 2,917                             | 4,913                 | 4,913                 |                |                |
| 11-479-479-0000-6241  | Advertising                       | 236                                  | 0                     | 227                               | 280                   | 280                   |                |                |
| 11-479-479-0000-6243  | Association Dues/Memberships      | 1,385                                | 2,000                 | 875                               | 2,000                 | 2,000                 |                |                |
| 11-479-479-0000-6244  | Subscriptions                     | 147                                  | 0                     | 0                                 | 150                   | 150                   |                |                |
| 11-479-479-0000-6268  | Software Maintenance Contracts    | 17,072                               | 23,730                | 22,080                            | 25,202                | 25,202                |                |                |
| 11-479-479-0000-6269  | Software Enhancements             | 0                                    | 0                     | 1,750                             | 0                     | 0                     |                |                |
| 11-479-479-0000-6278  | Consultant Fees                   | 700                                  | 700                   | 858                               | 910                   | 910                   |                |                |
| 11-479-479-0000-6283  | Other Professional & Tech Fees    | 7,021                                | 8,656                 | 7,214                             | 8,836                 | 8,836                 |                |                |
| 11-479-479-0000-6302  | Copies/Copier Maintenance         | 3,921                                | 6,800                 | 4,308                             | 4,500                 | 4,500                 |                |                |
| 11-479-479-0000-6304  | Other Machinery & Equipment Maint | 685                                  | 0                     | 0                                 | 0                     | 0                     |                |                |
| 11-479-479-0000-6331  | Mileage                           | 96                                   | 70                    | 0                                 | 70                    | 70                    |                |                |
| 11-479-479-0000-6332  | Meals & Lodging                   | 1,306                                | 500                   | 897                               | 500                   | 500                   |                |                |
| 11-479-479-0000-6335  | Motor Pool Vehicle Usage          | 224                                  | 0                     | 0                                 | 0                     | 0                     |                |                |
| 11-479-479-0000-6342  | Land & Building Lease/Rent        | 75,579                               | 75,071                | 56,303                            | 75,071                | 75,071                |                |                |
| 11-479-479-0000-6351  | Insurance                         | 8,371                                | 8,371                 | 8,252                             | 9,078                 | 8,371                 |                |                |
| 11-479-479-0000-6357  | Conferences/Schools/Training      | 349                                  | 400                   | 1,496                             | 400                   | 400                   |                |                |
| 11-479-479-0000-6405  | Office Supplies                   | 1,905                                | 1,300                 | 280                               | 1,300                 | 1,300                 |                |                |
| 11-479-479-0000-6414  | Food & Beverages                  | 405                                  | 158                   | 375                               | 158                   | 158                   |                |                |
| 11-479-479-0000-6432  | Other Furniture & Equipment       | 4,712                                | 0                     | 0                                 | 0                     | 0                     |                |                |
| 11-479-479-0000-6480  | Equipment/Furniture<\$5,000       | 25,120                               | 11,200                | 12,982                            | 1,400                 | 1,400                 |                |                |
| <b>Program</b>        | <b>479</b>                        | <b>SSTS Administration</b>           | <b>Revenue</b>        | <b>20,886 -</b>                   | <b>11,200 -</b>       | <b>12,982 -</b>       | <b>0</b>       | <b>0</b>       |
|                       |                                   |                                      | <b>Expend.</b>        | <b>300,729</b>                    | <b>276,856</b>        | <b>276,147</b>        | <b>236,744</b> | <b>240,918</b> |
|                       |                                   |                                      | <b>Net</b>            | <b>279,843</b>                    | <b>265,656</b>        | <b>263,165</b>        | <b>236,744</b> | <b>240,918</b> |
| <b>Dept</b>           | <b>479</b>                        | <b>PHS Administration</b>            | <b>Revenue</b>        | <b>26,511 -</b>                   | <b>18,700 -</b>       | <b>18,607 -</b>       | <b>7,500 -</b> | <b>7,500 -</b> |
|                       |                                   |                                      | <b>Expend.</b>        | <b>360,101</b>                    | <b>343,938</b>        | <b>332,093</b>        | <b>305,663</b> | <b>309,609</b> |

ABENCK  
12/5/2019 8:30:47AM

# Goodhue County



## USER-SELECTED BUDGET REPORT

11 Fund Health & Human Service Fund  
479 Dept PHS Administration

Report Basis: Cash

|             |           | 2018               | 2019                | 2019                | 2020                | 2021                |                    |
|-------------|-----------|--------------------|---------------------|---------------------|---------------------|---------------------|--------------------|
|             |           | <u>Actual</u>      | <u>Budget</u>       | <u>YTD</u>          | <u>Budget</u>       | <u>Budget</u>       |                    |
|             |           | <u>Mo. 01 - 12</u> |                     | <u>Mo. 01 - 11</u>  |                     |                     |                    |
|             |           | <b>Net</b>         | <b>333,590</b>      | <b>325,238</b>      | <b>313,486</b>      | <b>298,163</b>      | <b>302,109</b>     |
| <b>Fund</b> | <b>11</b> | <b>Revenue</b>     | <b>17,892,637 -</b> | <b>16,942,054 -</b> | <b>14,183,827 -</b> | <b>10,027,386 -</b> | <b>9,990,826 -</b> |
|             |           | <b>Expend.</b>     | <b>16,452,269</b>   | <b>16,942,054</b>   | <b>15,668,697</b>   | <b>17,871,630</b>   | <b>18,383,335</b>  |
|             |           | <b>Net</b>         | <b>1,440,368 -</b>  | <b>0</b>            | <b>1,484,870</b>    | <b>7,844,244</b>    | <b>8,392,509</b>   |

ABENCK  
12/5/2019 8:30:47AM

# Goodhue County



## USER-SELECTED BUDGET REPORT

Report Basis: Cash

12 Fund Gc Family Services Collaborative  
430 Dept Health and Social Services

|                       |                      | 2018                                 | 2019               | 2019               | 2020      | 2021             |          |
|-----------------------|----------------------|--------------------------------------|--------------------|--------------------|-----------|------------------|----------|
|                       |                      | Actual                               | Budget             | YTD                | Budget    | Budget           |          |
| <u>Account Number</u> |                      | <u>Account Description</u>           | <u>Mo. 01 - 12</u> | <u>Mo. 01 - 11</u> |           |                  |          |
|                       | 12-430-770-0000-5330 | Gc Fsc Lcts Ma & Ive                 | 179,651 -          | 0                  | 207,947 - | 0                |          |
|                       | 12-430-770-0000-5611 | Fsc Contributions & Donations        | 0                  | 0                  | 1,000 -   | 0                |          |
|                       | 12-430-770-0000-5710 | Fsc Interest                         | 604 -              | 0                  | 343 -     | 0                |          |
|                       | 12-430-770-0000-6282 | Fsc Administrative Cost              | 8,069              | 0                  | 3,600     | 0                |          |
|                       | 12-430-770-0000-6284 | Prof & Para Prof Contracted Services | 61,103             | 0                  | 190,808   | 0                |          |
| <b>Program</b>        | <b>770</b>           | GC Family Service Collaborative      | <b>Revenue</b>     | <b>180,255 -</b>   | <b>0</b>  | <b>209,290 -</b> | <b>0</b> |
|                       |                      |                                      | <b>Expend.</b>     | <b>69,172</b>      | <b>0</b>  | <b>194,408</b>   | <b>0</b> |
|                       |                      |                                      | <b>Net</b>         | <b>111,083 -</b>   | <b>0</b>  | <b>14,882 -</b>  | <b>0</b> |
| <b>Dept</b>           | <b>430</b>           | Health and Social Services           | <b>Revenue</b>     | <b>180,255 -</b>   | <b>0</b>  | <b>209,290 -</b> | <b>0</b> |
|                       |                      |                                      | <b>Expend.</b>     | <b>69,172</b>      | <b>0</b>  | <b>194,408</b>   | <b>0</b> |
|                       |                      |                                      | <b>Net</b>         | <b>111,083 -</b>   | <b>0</b>  | <b>14,882 -</b>  | <b>0</b> |
| <b>Fund</b>           | <b>12</b>            | Gc Family Services Collaborative     | <b>Revenue</b>     | <b>180,255 -</b>   | <b>0</b>  | <b>209,290 -</b> | <b>0</b> |
|                       |                      |                                      | <b>Expend.</b>     | <b>69,172</b>      | <b>0</b>  | <b>194,408</b>   | <b>0</b> |
|                       |                      |                                      | <b>Net</b>         | <b>111,083 -</b>   | <b>0</b>  | <b>14,882 -</b>  | <b>0</b> |

ABENCK  
12/5/2019 8:30:47AM

# Goodhue County



## USER-SELECTED BUDGET REPORT

21 Fund Countywide ISTS & Well Loan Program

Report Basis: Cash

391 Dept ISTS & Well Loans

|                |                      | 2018                                | 2019           | 2019           | 2020            | 2021     |
|----------------|----------------------|-------------------------------------|----------------|----------------|-----------------|----------|
|                |                      | Actual                              | Budget         | YTD            | Budget          | Budget   |
|                |                      | Mo. 01 - 12                         |                | Mo. 01 - 11    |                 |          |
|                | 21-391-000-0000-5947 | Transfers In                        | 6,309 -        | 0              | 0               | 0        |
|                | 21-391-000-0000-5949 | Use of Fund Balance-ISTS Loan Prgm  | 0              | 4,068 -        | 0               | 4,068 -  |
|                | 21-391-000-0000-5951 | Loan Receipts-Principal             | 466 -          | 13,500 -       | 0               | 13,500 - |
|                | 21-391-000-0000-6790 | Principal Payments                  | 57,398         | 17,568         | 0               | 17,568   |
| <b>Program</b> | <b>000</b>           | Undesignated                        | <b>Revenue</b> | <b>6,775 -</b> | <b>17,568 -</b> | <b>0</b> |
|                |                      |                                     | <b>Expend.</b> | <b>57,398</b>  | <b>17,568</b>   | <b>0</b> |
|                |                      |                                     | <b>Net</b>     | <b>50,623</b>  | <b>0</b>        | <b>0</b> |
| <b>Dept</b>    | <b>391</b>           | ISTS & Well Loans                   | <b>Revenue</b> | <b>6,775 -</b> | <b>17,568 -</b> | <b>0</b> |
|                |                      |                                     | <b>Expend.</b> | <b>57,398</b>  | <b>17,568</b>   | <b>0</b> |
|                |                      |                                     | <b>Net</b>     | <b>50,623</b>  | <b>0</b>        | <b>0</b> |
| <b>Fund</b>    | <b>21</b>            | Countywide ISTS & Well Loan Program | <b>Revenue</b> | <b>6,775 -</b> | <b>17,568 -</b> | <b>0</b> |
|                |                      |                                     | <b>Expend.</b> | <b>57,398</b>  | <b>17,568</b>   | <b>0</b> |
|                |                      |                                     | <b>Net</b>     | <b>50,623</b>  | <b>0</b>        | <b>0</b> |

# Goodhue County



## USER-SELECTED BUDGET REPORT

25 Fund Economic Development Authority  
700 Dept EDA-General

Report Basis: Cash

|                            |                                      | 2018               | 2019            | 2019               | 2020            | 2021          |               |
|----------------------------|--------------------------------------|--------------------|-----------------|--------------------|-----------------|---------------|---------------|
|                            |                                      | Actual             | Budget          | YTD                | Budget          | Budget        |               |
| <u>Account Number</u>      |                                      | <u>Mo. 01 - 12</u> |                 | <u>Mo. 01 - 11</u> |                 |               |               |
| <u>Account Description</u> |                                      |                    |                 |                    |                 |               |               |
| 25-700-000-0000-5001       | Current Real & Personal Property Tax | 21,841 -           | 25,971 -        | 13,570 -           | 0               | 0             |               |
| 25-700-000-0000-5006       | Delinquent Taxes-Real & Personal     | 120 -              | 0               | 89 -               | 0               | 0             |               |
| 25-700-000-0000-5060       | Current Mobile Home Taxes            | 25 -               | 0               | 0                  | 0               | 0             |               |
| 25-700-000-0000-5064       | Delinquent Taxes-Mobile Home         | 6 -                | 0               | 3 -                | 0               | 0             |               |
| 25-700-000-0000-5207       | PILT-Wildlife Management             | 13 -               | 0               | 14 -               | 0               | 0             |               |
| 25-700-000-0000-5208       | PILT-Gross Shelter Rent              | 24 -               | 0               | 23 -               | 0               | 0             |               |
| 25-700-000-0000-5211       | Market Value Credit Aid              | 318 -              | 332 -           | 160 -              | 0               | 0             |               |
| 25-700-000-0000-5212       | Disparity Reduction Aid              | 20 -               | 0               | 10 -               | 0               | 0             |               |
| 25-700-000-0000-5480       | Application Fees                     | 2,000 -            | 0               | 0                  | 0               | 0             |               |
| 25-700-000-0000-5855       | Housing Study Reimbursements         | 0                  | 0               | 36,470 -           | 0               | 0             |               |
| 25-700-000-0000-5859       | MCIT Dividend                        | 391 -              | 619 -           | 189 -              | 190 -           | 190 -         |               |
| 25-700-000-0000-6243       | Membership Dues & Fees               | 200                | 200             | 200                | 200             | 200           |               |
| 25-700-000-0000-6278       | Consultant Fees                      | 12,638             | 8,000           | 16,813             | 8,000           | 8,000         |               |
| 25-700-000-0000-6351       | Insurance                            | 1,314              | 1,313           | 831                | 1,024           | 1,024         |               |
| 25-700-000-0000-6405       | Office Supplies                      | 140                | 0               | 0                  | 0               | 0             |               |
| 25-700-000-0000-6414       | Food & Beverages                     | 321                | 600             | 0                  | 600             | 600           |               |
| 25-700-000-0000-6850       | Outside Funding Allotments           | 8,000              | 14,309          | 14,587             | 14,809          | 14,809        |               |
| 25-700-000-0000-6897       | Micro Loans                          | 0                  | 2,500           | 0                  | 2,500           | 2,500         |               |
| <b>Program</b>             | <b>000 Undesignated</b>              | <b>Revenue</b>     | <b>24,758 -</b> | <b>26,922 -</b>    | <b>50,528 -</b> | <b>190 -</b>  | <b>190 -</b>  |
|                            |                                      | <b>Expend.</b>     | <b>22,613</b>   | <b>26,922</b>      | <b>32,431</b>   | <b>27,133</b> | <b>27,133</b> |
|                            |                                      | <b>Net</b>         | <b>2,145 -</b>  | <b>0</b>           | <b>18,097 -</b> | <b>26,943</b> | <b>26,943</b> |
| <b>Dept</b>                | <b>700 EDA-General</b>               | <b>Revenue</b>     | <b>24,758 -</b> | <b>26,922 -</b>    | <b>50,528 -</b> | <b>190 -</b>  | <b>190 -</b>  |
|                            |                                      | <b>Expend.</b>     | <b>22,613</b>   | <b>26,922</b>      | <b>32,431</b>   | <b>27,133</b> | <b>27,133</b> |
|                            |                                      | <b>Net</b>         | <b>2,145 -</b>  | <b>0</b>           | <b>18,097 -</b> | <b>26,943</b> | <b>26,943</b> |

ABENCK  
12/5/2019 8:30:47AM

# Goodhue County



## USER-SELECTED BUDGET REPORT

25 Fund Economic Development Authority

Report Basis: Cash

710 Dept EDA-MIF Loan Program (2010 Flood Relief)

|                       |   |                |  | 2018            | 2019            | 2019            | 2020            | 2021            |
|-----------------------|---|----------------|--|-----------------|-----------------|-----------------|-----------------|-----------------|
|                       |   |                |  | Actual          | Budget          | YTD             | Budget          | Budget          |
|                       |   |                |  | Mo. 01 - 12     |                 | Mo. 01 - 11     |                 |                 |
| <u>Account Number</u> | <u>Account Description</u>                          |                |  |                 |                 |                 |                 |                 |
| 25-710-000-0000-5951  | Principal Receipts (MIF Loan Program)               |                |  | 10,783 -        | 58,800 -        | 12,651 -        | 58,800 -        | 58,800 -        |
| 25-710-000-0000-6999  | Future Fund Balance-MIF Loan Progra                 |                |  | 0               | 58,800          | 0               | 58,800          | 58,800          |
| <b>Program</b>        | <b>000</b> Undesignated                             | <b>Revenue</b> |  | <b>10,783 -</b> | <b>58,800 -</b> | <b>12,651 -</b> | <b>58,800 -</b> | <b>58,800 -</b> |
|                       |   | <b>Expend.</b> |  | <b>0</b>        | <b>58,800</b>   | <b>0</b>        | <b>58,800</b>   | <b>58,800</b>   |
|                       |   | <b>Net</b>     |  | <b>10,783 -</b> | <b>0</b>        | <b>12,651 -</b> | <b>0</b>        | <b>0</b>        |
| <b>Dept</b>           | <b>710</b> EDA-MIF Loan Program (2010 Flood Relief) | <b>Revenue</b> |  | <b>10,783 -</b> | <b>58,800 -</b> | <b>12,651 -</b> | <b>58,800 -</b> | <b>58,800 -</b> |
|                       |   | <b>Expend.</b> |  | <b>0</b>        | <b>58,800</b>   | <b>0</b>        | <b>58,800</b>   | <b>58,800</b>   |
|                       |   | <b>Net</b>     |  | <b>10,783 -</b> | <b>0</b>        | <b>12,651 -</b> | <b>0</b>        | <b>0</b>        |
| <b>Fund</b>           | <b>25</b> Economic Development Authority            | <b>Revenue</b> |  | <b>35,541 -</b> | <b>85,722 -</b> | <b>63,179 -</b> | <b>58,990 -</b> | <b>58,990 -</b> |
|                       |   | <b>Expend.</b> |  | <b>22,613</b>   | <b>85,722</b>   | <b>32,431</b>   | <b>85,933</b>   | <b>85,933</b>   |
|                       |   | <b>Net</b>     |  | <b>12,928 -</b> | <b>0</b>        | <b>30,748 -</b> | <b>26,943</b>   | <b>26,943</b>   |



# Goodhue County



## USER-SELECTED BUDGET REPORT

34 Fund Capital Plan

Report Basis: Cash

001 Dept General Government Misc

| <u>Account Number</u> | <u>Account Description</u>            | 2018<br><u>Actual</u><br>Mo. 01 - 12 | 2019<br><u>Budget</u> | 2019<br><u>YTD</u><br>Mo. 01 - 11 | 2020<br><u>Budget</u> | 2021<br><u>Budget</u> |
|-----------------------|---------------------------------------|--------------------------------------|-----------------------|-----------------------------------|-----------------------|-----------------------|
| 34-001-000-0000-5001  | Current Real & Personal Property Tax  | 1,230,741 -                          | 2,212,325 -           | 1,169,904 -                       | 0                     | 0                     |
| 34-001-000-0000-5006  | Delinquent Taxes-Real & Personal      | 9,947 -                              | 0                     | 4,932 -                           | 0                     | 0                     |
| 34-001-000-0000-5060  | Current Mobile Home Taxes             | 1,408 -                              | 0                     | 0                                 | 0                     | 0                     |
| 34-001-000-0000-5064  | Delinquent Taxes-Mobile Home          | 435 -                                | 0                     | 182 -                             | 0                     | 0                     |
| 34-001-000-0000-5207  | PILT-Wildlife Management              | 758 -                                | 0                     | 1,235 -                           | 0                     | 0                     |
| 34-001-000-0000-5208  | PILT-Gross Shelter Rent               | 1,325 -                              | 0                     | 1,978 -                           | 0                     | 0                     |
| 34-001-000-0000-5209  | PILT-Rental Reimbursement             | 16 -                                 | 0                     | 8 -                               | 0                     | 0                     |
| 34-001-000-0000-5211  | Market Value Credit Aid               | 17,267 -                             | 28,310 -              | 8,660 -                           | 0                     | 0                     |
| 34-001-000-0000-5212  | Disparity Reduction Aid               | 1,107 -                              | 0                     | 554 -                             | 0                     | 0                     |
| 34-001-000-0000-5859  | Capital Reimbursements                | 7,021 -                              | 0                     | 0                                 | 0                     | 0                     |
| 34-001-000-0000-5920  | Sale of Capital Assets                | 60,748 -                             | 0                     | 45,106 -                          | 0                     | 0                     |
| 34-001-000-0000-5947  | Transfers In                          | 11,263 -                             | 8,500 -               | 0                                 | 0                     | 6,500 -               |
| 34-001-000-0000-5949  | Use of Fund Balance-Capital Plan Fund | 0                                    | 61,454 -              | 0                                 | 0                     | 0                     |
| 34-001-000-0000-5950  | Bond Proceeds-Capital Projects        | 0                                    | 570,000 -             | 0                                 | 0                     | 0                     |
| 34-001-000-0000-6375  | Commission Payments                   | 4,288                                | 0                     | 1,518                             | 0                     | 0                     |
| 34-001-000-0000-6997  | Transfers Out                         | 20,886                               | 0                     | 0                                 | 0                     | 0                     |
| 34-001-000-0000-6998  | Transfers Out - Inter Fund            | 0                                    | 11,200                | 12,982                            | 0                     | 0                     |
| <b>Program 000</b>    | <b>Undesignated</b>                   | <b>Revenue 1,342,036 -</b>           | <b>2,880,589 -</b>    | <b>1,232,559 -</b>                | <b>0</b>              | <b>6,500 -</b>        |
|                       |                                       | <b>Expend. 25,174</b>                | <b>11,200</b>         | <b>14,500</b>                     | <b>0</b>              | <b>0</b>              |
|                       |                                       | <b>Net 1,316,862 -</b>               | <b>2,869,389 -</b>    | <b>1,218,059 -</b>                | <b>0</b>              | <b>6,500 -</b>        |
| <b>Dept 001</b>       | <b>General Government Misc</b>        | <b>Revenue 1,342,036 -</b>           | <b>2,880,589 -</b>    | <b>1,232,559 -</b>                | <b>0</b>              | <b>6,500 -</b>        |
|                       |                                       | <b>Expend. 25,174</b>                | <b>11,200</b>         | <b>14,500</b>                     | <b>0</b>              | <b>0</b>              |
|                       |                                       | <b>Net 1,316,862 -</b>               | <b>2,869,389 -</b>    | <b>1,218,059 -</b>                | <b>0</b>              | <b>6,500 -</b>        |

ABENCK  
12/5/2019 8:30:47AM

# Goodhue County



## USER-SELECTED BUDGET REPORT

34 Fund Capital Plan

Report Basis: Cash

005 Dept County Board of Commissioners

| <u>Account Number</u> |            | <u>Account Description</u>         | 2018<br><u>Actual</u><br>Mo. 01 - 12 | 2019<br><u>Budget</u> | 2019<br><u>YTD</u><br>Mo. 01 - 11 | 2020<br><u>Budget</u> | 2021<br><u>Budget</u> |
|-----------------------|------------|------------------------------------|--------------------------------------|-----------------------|-----------------------------------|-----------------------|-----------------------|
| 34-005-000-0000-6432  |            | Other Equipment/Furniture <\$1,000 | 877                                  | 0                     | 0                                 | 0                     | 0                     |
| 34-005-000-0000-6480  |            | Equipment/Furniture<\$5,000        | 399                                  | 0                     | 0                                 | 0                     | 1,579                 |
| <b>Program</b>        | <b>000</b> | Undesignated                       | <b>Revenue</b>                       | <b>0</b>              | <b>0</b>                          | <b>0</b>              | <b>0</b>              |
|                       |            |                                    | <b>Expend.</b>                       | <b>1,276</b>          | <b>0</b>                          | <b>0</b>              | <b>1,579</b>          |
|                       |            |                                    | <b>Net</b>                           | <b>1,276</b>          | <b>0</b>                          | <b>0</b>              | <b>1,579</b>          |
| <b>Dept</b>           | <b>005</b> | County Board of Commissioners      | <b>Revenue</b>                       | <b>0</b>              | <b>0</b>                          | <b>0</b>              | <b>0</b>              |
|                       |            |                                    | <b>Expend.</b>                       | <b>1,276</b>          | <b>0</b>                          | <b>0</b>              | <b>1,579</b>          |
|                       |            |                                    | <b>Net</b>                           | <b>1,276</b>          | <b>0</b>                          | <b>0</b>              | <b>1,579</b>          |

ABENCK  
12/5/2019 8:30:47AM

# Goodhue County



## USER-SELECTED BUDGET REPORT

34 Fund Capital Plan  
011 Dept District Court

Report Basis: Cash

| <u>Account Number</u> |            | <u>Account Description</u>  | 2018<br><u>Actual</u><br>Mo. 01 - 12 | 2019<br><u>Budget</u> | 2019<br><u>YTD</u><br>Mo. 01 - 11 | 2020<br><u>Budget</u> | 2021<br><u>Budget</u> |
|-----------------------|------------|-----------------------------|--------------------------------------|-----------------------|-----------------------------------|-----------------------|-----------------------|
| 34-011-000-0000-6480  |            | Equipment/Furniture<\$5,000 | 0                                    | 15,000                | 0                                 | 0                     | 0                     |
| <b>Program</b>        | <b>000</b> | Undesignated                | <b>Revenue</b>                       | <b>0</b>              | <b>0</b>                          | <b>0</b>              | <b>0</b>              |
|                       |            |                             | <b>Expend.</b>                       | <b>15,000</b>         | <b>0</b>                          | <b>0</b>              | <b>0</b>              |
|                       |            |                             | <b>Net</b>                           | <b>15,000</b>         | <b>0</b>                          | <b>0</b>              | <b>0</b>              |
| <b>Dept</b>           | <b>011</b> | District Court              | <b>Revenue</b>                       | <b>0</b>              | <b>0</b>                          | <b>0</b>              | <b>0</b>              |
|                       |            |                             | <b>Expend.</b>                       | <b>15,000</b>         | <b>0</b>                          | <b>0</b>              | <b>0</b>              |
|                       |            |                             | <b>Net</b>                           | <b>15,000</b>         | <b>0</b>                          | <b>0</b>              | <b>0</b>              |

ABENCK  
12/5/2019 8:30:47AM

# Goodhue County



## USER-SELECTED BUDGET REPORT

34 Fund Capital Plan  
031 Dept Administration

Report Basis: Cash

| <u>Account Number</u> |            | <u>Account Description</u>      | 2018<br><u>Actual</u><br>Mo. 01 - 12 | 2019<br><u>Budget</u> | 2019<br><u>YTD</u><br>Mo. 01 - 11 | 2020<br><u>Budget</u> | 2021<br><u>Budget</u> |
|-----------------------|------------|---------------------------------|--------------------------------------|-----------------------|-----------------------------------|-----------------------|-----------------------|
| 34-031-000-0000-6432  |            | Furniture and Equipment <\$1000 | 250                                  | 0                     | 0                                 | 552                   | 866                   |
| 34-031-000-0000-6480  |            | Equipment/Furniture<\$5,000     | 2,115                                | 4,200                 | 2,990                             | 0                     | 1,579                 |
| <b>Program</b>        | <b>000</b> | Undesignated                    | <b>Revenue</b>                       | <b>0</b>              | <b>0</b>                          | <b>0</b>              | <b>0</b>              |
|                       |            |                                 | <b>Expend.</b>                       | <b>2,365</b>          | <b>2,990</b>                      | <b>552</b>            | <b>2,445</b>          |
|                       |            |                                 | <b>Net</b>                           | <b>2,365</b>          | <b>2,990</b>                      | <b>552</b>            | <b>2,445</b>          |
| <b>Dept</b>           | <b>031</b> | Administration                  | <b>Revenue</b>                       | <b>0</b>              | <b>0</b>                          | <b>0</b>              | <b>0</b>              |
|                       |            |                                 | <b>Expend.</b>                       | <b>2,365</b>          | <b>2,990</b>                      | <b>552</b>            | <b>2,445</b>          |
|                       |            |                                 | <b>Net</b>                           | <b>2,365</b>          | <b>2,990</b>                      | <b>552</b>            | <b>2,445</b>          |

ABENCK  
12/5/2019 8:30:47AM

# Goodhue County



## USER-SELECTED BUDGET REPORT

34 Fund Capital Plan

Report Basis: Cash

041 Dept Auditor/Treasurer

| <u>Account Number</u> |            | <u>Account Description</u>  | 2018<br><u>Actual</u><br>Mo. 01 - 12 | 2019<br><u>Budget</u> | 2019<br><u>YTD</u><br>Mo. 01 - 11 | 2020<br><u>Budget</u> | 2021<br><u>Budget</u> |
|-----------------------|------------|-----------------------------|--------------------------------------|-----------------------|-----------------------------------|-----------------------|-----------------------|
| 34-041-000-0000-6432  |            | Equipment/Furniture <\$1000 | 0                                    | 4,500                 | 0                                 | 2,550                 | 0                     |
| 34-041-000-0000-6480  |            | Equipment/Furniture<\$5,000 | 3,534                                | 0                     | 4,407                             | 0                     | 1,311                 |
| 34-041-000-0000-6669  |            | Equipment/Furniture>=5,000  | 0                                    | 0                     | 0                                 | 0                     | 8,555                 |
| <b>Program</b>        | <b>000</b> | Undesignated                | <b>Revenue</b>                       | <b>0</b>              | <b>0</b>                          | <b>0</b>              | <b>0</b>              |
|                       |            |                             | <b>Expend.</b>                       | <b>3,534</b>          | <b>4,407</b>                      | <b>2,550</b>          | <b>9,866</b>          |
|                       |            |                             | <b>Net</b>                           | <b>3,534</b>          | <b>4,407</b>                      | <b>2,550</b>          | <b>9,866</b>          |
| <b>Dept</b>           | <b>041</b> | Auditor/Treasurer           | <b>Revenue</b>                       | <b>0</b>              | <b>0</b>                          | <b>0</b>              | <b>0</b>              |
|                       |            |                             | <b>Expend.</b>                       | <b>3,534</b>          | <b>4,407</b>                      | <b>2,550</b>          | <b>9,866</b>          |
|                       |            |                             | <b>Net</b>                           | <b>3,534</b>          | <b>4,407</b>                      | <b>2,550</b>          | <b>9,866</b>          |

ABENCK  
12/5/2019 8:30:47AM

# Goodhue County



## USER-SELECTED BUDGET REPORT

34 Fund Capital Plan  
055 Dept Assessor

Report Basis: Cash

|                            |                               | 2018               | 2019         | 2019               | 2020         | 2021          |
|----------------------------|-------------------------------|--------------------|--------------|--------------------|--------------|---------------|
|                            |                               | Actual             | Budget       | YTD                | Budget       | Budget        |
| <u>Account Number</u>      |                               | <u>Mo. 01 - 12</u> |              | <u>Mo. 01 - 11</u> |              |               |
| <u>Account Description</u> |                               |                    |              |                    |              |               |
| 34-055-000-0000-6432       | Furniture & Equipment <\$1000 | 0                  | 0            | 0                  | 850          | 866           |
| 34-055-000-0000-6480       | Equipment/Furniture<\$5,000   | 1,649              | 0            | 0                  | 1,550        | 20,115        |
| <b>Program</b>             | <b>000</b> Undesignated       | <b>Revenue</b>     | <b>0</b>     | <b>0</b>           | <b>0</b>     | <b>0</b>      |
|                            |                               | <b>Expend.</b>     | <b>1,649</b> | <b>0</b>           | <b>2,400</b> | <b>20,981</b> |
|                            |                               | <b>Net</b>         | <b>1,649</b> | <b>0</b>           | <b>2,400</b> | <b>20,981</b> |
| <b>Dept</b>                | <b>055</b> Assessor           | <b>Revenue</b>     | <b>0</b>     | <b>0</b>           | <b>0</b>     | <b>0</b>      |
|                            |                               | <b>Expend.</b>     | <b>1,649</b> | <b>0</b>           | <b>2,400</b> | <b>20,981</b> |
|                            |                               | <b>Net</b>         | <b>1,649</b> | <b>0</b>           | <b>2,400</b> | <b>20,981</b> |

ABENCK  
12/5/2019 8:30:47AM

# Goodhue County



## USER-SELECTED BUDGET REPORT

34 Fund Capital Plan

Report Basis: Cash

061 Dept Human Resource

| <u>Account Number</u> |            | <u>Account Description</u>  | 2018<br><u>Actual</u><br>Mo. 01 - 12 | 2019<br><u>Budget</u> | 2019<br><u>YTD</u><br>Mo. 01 - 11 | 2020<br><u>Budget</u> | 2021<br><u>Budget</u> |
|-----------------------|------------|-----------------------------|--------------------------------------|-----------------------|-----------------------------------|-----------------------|-----------------------|
| 34-061-000-0000-6480  |            | Equipment/Furniture<\$5,000 | 6,690                                | 0                     | 0                                 | 0                     | 7,536                 |
| <b>Program</b>        | <b>000</b> | Undesignated                | <b>Revenue</b>                       | <b>0</b>              | <b>0</b>                          | <b>0</b>              | <b>0</b>              |
|                       |            |                             | <b>Expend.</b>                       | <b>6,690</b>          | <b>0</b>                          | <b>0</b>              | <b>7,536</b>          |
|                       |            |                             | <b>Net</b>                           | <b>6,690</b>          | <b>0</b>                          | <b>0</b>              | <b>7,536</b>          |
| <b>Dept</b>           | <b>061</b> | Human Resource              | <b>Revenue</b>                       | <b>0</b>              | <b>0</b>                          | <b>0</b>              | <b>0</b>              |
|                       |            |                             | <b>Expend.</b>                       | <b>6,690</b>          | <b>0</b>                          | <b>0</b>              | <b>7,536</b>          |
|                       |            |                             | <b>Net</b>                           | <b>6,690</b>          | <b>0</b>                          | <b>0</b>              | <b>7,536</b>          |

ABENCK  
12/5/2019 8:30:47AM

# Goodhue County



## USER-SELECTED BUDGET REPORT

34 Fund Capital Plan

Report Basis: Cash

063 Dept Information Technology

| <u>Account Number</u> | <u>Account Description</u>            | 2018<br><u>Actual</u><br>Mo. 01 - 12 | 2019<br><u>Budget</u> | 2019<br><u>YTD</u><br>Mo. 01 - 11 | 2020<br><u>Budget</u> | 2021<br><u>Budget</u> |
|-----------------------|---------------------------------------|--------------------------------------|-----------------------|-----------------------------------|-----------------------|-----------------------|
| 34-063-000-0000-6270  | Software Licensing                    | 2,895                                | 0                     | 0                                 | 0                     | 0                     |
| 34-063-000-0000-6278  | Consultant Fees                       | 2,338                                | 0                     | 0                                 | 0                     | 0                     |
| 34-063-000-0000-6432  | Other Furniture And Equipment <\$1000 | 3,120                                | 10,000                | 4,750                             | 2,000                 | 3,209                 |
| 34-063-000-0000-6480  | Equipment/Furniture<\$5,000           | 5,024                                | 7,100                 | 1,234                             | 10,753                | 12,935                |
| 34-063-000-0000-6646  | Building/Building Improvements        | 13,914                               | 25,000                | 0                                 | 0                     | 0                     |
| 34-063-000-0000-6669  | Equipment/Furniture>=5,000            | 6,329                                | 86,500                | 36,737                            | 268,500               | 194,432               |
| <b>Program 000</b>    | Undesignated                          | <b>Revenue 0</b>                     | <b>0</b>              | <b>0</b>                          | <b>0</b>              | <b>0</b>              |
|                       |                                       | <b>Expend. 33,620</b>                | <b>128,600</b>        | <b>42,721</b>                     | <b>281,253</b>        | <b>210,576</b>        |
|                       |                                       | <b>Net 33,620</b>                    | <b>128,600</b>        | <b>42,721</b>                     | <b>281,253</b>        | <b>210,576</b>        |
| <b>Dept 063</b>       | Information Technology                | <b>Revenue 0</b>                     | <b>0</b>              | <b>0</b>                          | <b>0</b>              | <b>0</b>              |
|                       |                                       | <b>Expend. 33,620</b>                | <b>128,600</b>        | <b>42,721</b>                     | <b>281,253</b>        | <b>210,576</b>        |
|                       |                                       | <b>Net 33,620</b>                    | <b>128,600</b>        | <b>42,721</b>                     | <b>281,253</b>        | <b>210,576</b>        |



ABENCK  
12/5/2019 8:30:47AM

# Goodhue County



## USER-SELECTED BUDGET REPORT

34 Fund Capital Plan  
071 Dept Elections

Report Basis: Cash

| <u>Account Number</u> |            | <u>Account Description</u> | 2018<br><u>Actual</u><br><u>Mo. 01 - 12</u> | 2019<br><u>Budget</u> | 2019<br><u>YTD</u><br><u>Mo. 01 - 11</u> | 2020<br><u>Budget</u> | 2021<br><u>Budget</u> |
|-----------------------|------------|----------------------------|---|-----------------------|--|-----------------------|-----------------------|
| 34-071-000-0000-6669  |            | Equipment/Furniture>=5,000 | 63,298                                      | 18,000                | 0  | 0                     | 0                     |
| <b>Program</b>        | <b>000</b> | Undesignated               | <b>Revenue</b>                              | <b>0</b>              | <b>0</b>                                 | <b>0</b>              | <b>0</b>              |
|                       |            |                            | <b>Expend.</b>                              | <b>63,298</b>         | <b>0</b>                                 | <b>0</b>              | <b>0</b>              |
|                       |            |                            | <b>Net</b>                                  | <b>63,298</b>         | <b>0</b>                                 | <b>0</b>              | <b>0</b>              |
| <b>Dept</b>           | <b>071</b> | Elections                  | <b>Revenue</b>                              | <b>0</b>              | <b>0</b>                                 | <b>0</b>              | <b>0</b>              |
|                       |            |                            | <b>Expend.</b>                              | <b>63,298</b>         | <b>0</b>                                 | <b>0</b>              | <b>0</b>              |
|                       |            |                            | <b>Net</b>                                  | <b>63,298</b>         | <b>0</b>                                 | <b>0</b>              | <b>0</b>              |

ABENCK  
12/5/2019 8:30:47AM

# Goodhue County



## USER-SELECTED BUDGET REPORT

34 Fund Capital Plan  
091 Dept Attorney

Report Basis: Cash

| <u>Account Number</u> |            | <u>Account Description</u>           | 2018<br><u>Actual</u><br>Mo. 01 - 12 | 2019<br><u>Budget</u> | 2019<br><u>YTD</u><br>Mo. 01 - 11 | 2020<br><u>Budget</u> | 2021<br><u>Budget</u> |
|-----------------------|------------|--------------------------------------|--------------------------------------|-----------------------|-----------------------------------|-----------------------|-----------------------|
| 34-091-000-0000-6432  |            | Other Equipment/Furniture <\$1000.00 | 3,775                                | 5,400                 | 3,875                             | 0                     | 917                   |
| 34-091-000-0000-6480  |            | Equipment/Furniture<\$5,000          | 1,403                                | 1,460                 | 2,946                             | 1,400                 | 19,808                |
| 34-091-000-0000-6669  |            | Equipment/Furniture>=5,000           | 0                                    | 30,000                | 0                                 | 7,000                 | 13,238                |
| <b>Program</b>        | <b>000</b> | Undesignated                         | <b>Revenue</b>                       | <b>0</b>              | <b>0</b>                          | <b>0</b>              | <b>0</b>              |
|                       |            |                                      | <b>Expend.</b>                       | <b>5,178</b>          | <b>6,821</b>                      | <b>8,400</b>          | <b>33,963</b>         |
|                       |            |                                      | <b>Net</b>                           | <b>5,178</b>          | <b>6,821</b>                      | <b>8,400</b>          | <b>33,963</b>         |
| <b>Dept</b>           | <b>091</b> | Attorney                             | <b>Revenue</b>                       | <b>0</b>              | <b>0</b>                          | <b>0</b>              | <b>0</b>              |
|                       |            |                                      | <b>Expend.</b>                       | <b>5,178</b>          | <b>6,821</b>                      | <b>8,400</b>          | <b>33,963</b>         |
|                       |            |                                      | <b>Net</b>                           | <b>5,178</b>          | <b>6,821</b>                      | <b>8,400</b>          | <b>33,963</b>         |

ABENCK  
12/5/2019 8:30:47AM

# Goodhue County



## USER-SELECTED BUDGET REPORT

34 Fund Capital Plan  
103 Dept Surveyor

Report Basis: Cash

|                       |                             | 2018                 | 2019          | 2019          | 2020          | 2021         |
|-----------------------|-----------------------------|----------------------|---------------|---------------|---------------|--------------|
|                       |                             | Actual               | Budget        | YTD           | Budget        | Budget       |
|                       |                             | Mo. 01 - 12          |               | Mo. 01 - 11   |               |              |
| <u>Account Number</u> | <u>Account Description</u>  |                      |               |               |               |              |
| 34-103-000-0000-6432  | Equipment/Furniture<\$1000  | 0                    | 1,000         | 775           | 1,700         | 0            |
| 34-103-000-0000-6480  | Equipment/Furniture<\$5,000 | 5,698                | 4,395         | 4,147         | 7,750         | 4,024        |
| 34-103-000-0000-6663  | Vehicles Purchased          | 0                    | 0             | 0             | 30,000        | 0            |
| 34-103-000-0000-6669  | Equipment/Furniture>=5,000  | 0                    | 9,000         | 8,235         | 0             | 0            |
| <b>Program 000</b>    | Undesignated                | <b>Revenue 0</b>     | <b>0</b>      | <b>0</b>      | <b>0</b>      | <b>0</b>     |
|                       |                             | <b>Expend. 5,698</b> | <b>14,395</b> | <b>13,157</b> | <b>39,450</b> | <b>4,024</b> |
|                       |                             | <b>Net 5,698</b>     | <b>14,395</b> | <b>13,157</b> | <b>39,450</b> | <b>4,024</b> |
| <b>Dept 103</b>       | Surveyor                    | <b>Revenue 0</b>     | <b>0</b>      | <b>0</b>      | <b>0</b>      | <b>0</b>     |
|                       |                             | <b>Expend. 5,698</b> | <b>14,395</b> | <b>13,157</b> | <b>39,450</b> | <b>4,024</b> |
|                       |                             | <b>Net 5,698</b>     | <b>14,395</b> | <b>13,157</b> | <b>39,450</b> | <b>4,024</b> |

# Goodhue County



## USER-SELECTED BUDGET REPORT

34 Fund Capital Plan

Report Basis: Cash

111 Dept General Government Buildings

| <u>Account Number</u> |                      | <u>Account Description</u>          | 2018<br><u>Actual</u><br>Mo. 01 - 12 | 2019<br><u>Budget</u> | 2019<br><u>YTD</u><br>Mo. 01 - 11 | 2020<br><u>Budget</u> | 2021<br><u>Budget</u> |               |
|-----------------------|----------------------|-------------------------------------|--------------------------------------|-----------------------|-----------------------------------|-----------------------|-----------------------|---------------|
|                       | 34-111-000-0000-5850 | Miscellaneous Refunds and Reimburse | 876 -                                | 0                     | 2,629 -                           | 0                     | 0                     |               |
|                       | 34-111-000-0000-5948 | Transfers In - Inter Fund           | 0                                    | 0                     | 0                                 | 375,000 -             | 0                     |               |
|                       | 34-111-000-0000-6283 | Other Professional Services         | 0                                    | 0                     | 10,646                            | 0                     | 0                     |               |
|                       | 34-111-000-0000-6305 | Building Maintenance                | 3,445                                | 8,555                 | 876                               | 0                     | 0                     |               |
|                       | 34-111-000-0000-6306 | Grounds Maintenance                 | 169,465                              | 0                     | 0                                 | 0                     | 0                     |               |
|                       | 34-111-000-0000-6432 | Equipment/Furniture <\$1000         | 15,480                               | 0                     | 0                                 | 0                     | 0                     |               |
|                       | 34-111-000-0000-6480 | Equipment/Furniture<\$5,000         | 5,389                                | 0                     | 0                                 | 12,674                | 3,768                 |               |
|                       | 34-111-000-0000-6621 | Land Purchases                      | 10,000                               | 0                     | 100                               | 0                     | 0                     |               |
|                       | 34-111-000-0000-6669 | Equipment/Furniture>=5,000          | 5,958                                | 529,000               | 221,845                           | 560,000               | 38,703                |               |
| <b>Program</b>        | <b>000</b>           | Undesignated                        | <b>Revenue</b>                       | <b>876 -</b>          | <b>0</b>                          | <b>2,629 -</b>        | <b>375,000 -</b>      | <b>0</b>      |
|                       |                      |                                     | <b>Expend.</b>                       | <b>209,737</b>        | <b>537,555</b>                    | <b>233,467</b>        | <b>572,674</b>        | <b>42,471</b> |
|                       |                      |                                     | <b>Net</b>                           | <b>208,861</b>        | <b>537,555</b>                    | <b>230,838</b>        | <b>197,674</b>        | <b>42,471</b> |
|                       | 34-111-115-0000-6669 | Equipment/Furniture>=5,000          | 510                                  | 0                     | 0                                 | 0                     | 0                     |               |
|                       | 34-111-115-0000-6997 | Transfers Out                       | 13,653                               | 0                     | 0                                 | 0                     | 0                     |               |
| <b>Program</b>        | <b>115</b>           | Buildings-Citizen's (After Remode   | <b>Revenue</b>                       | <b>0</b>              | <b>0</b>                          | <b>0</b>              | <b>0</b>              | <b>0</b>      |
|                       |                      |                                     | <b>Expend.</b>                       | <b>14,163</b>         | <b>0</b>                          | <b>0</b>              | <b>0</b>              | <b>0</b>      |
|                       |                      |                                     | <b>Net</b>                           | <b>14,163</b>         | <b>0</b>                          | <b>0</b>              | <b>0</b>              | <b>0</b>      |
|                       | 34-111-116-0000-6646 | Building/Building Improvements      | 2,208                                | 0                     | 0                                 | 0                     | 0                     |               |
| <b>Program</b>        | <b>116</b>           | Buildings-Justice Center            | <b>Revenue</b>                       | <b>0</b>              | <b>0</b>                          | <b>0</b>              | <b>0</b>              | <b>0</b>      |
|                       |                      |                                     | <b>Expend.</b>                       | <b>2,208</b>          | <b>0</b>                          | <b>0</b>              | <b>0</b>              | <b>0</b>      |
|                       |                      |                                     | <b>Net</b>                           | <b>2,208</b>          | <b>0</b>                          | <b>0</b>              | <b>0</b>              | <b>0</b>      |
| <b>Dept</b>           | <b>111</b>           | General Government Buildings        | <b>Revenue</b>                       | <b>876 -</b>          | <b>0</b>                          | <b>2,629 -</b>        | <b>375,000 -</b>      | <b>0</b>      |
|                       |                      |                                     | <b>Expend.</b>                       | <b>226,108</b>        | <b>537,555</b>                    | <b>233,467</b>        | <b>572,674</b>        | <b>42,471</b> |
|                       |                      |                                     | <b>Net</b>                           | <b>225,232</b>        | <b>537,555</b>                    | <b>230,838</b>        | <b>197,674</b>        | <b>42,471</b> |

ABENCK  
12/5/2019 8:30:47AM

# Goodhue County



## USER-SELECTED BUDGET REPORT

34 Fund Capital Plan

Report Basis: Cash

121 Dept Veterans Service

| <u>Account Number</u> |            | <u>Account Description</u>  | 2018<br><u>Actual</u><br>Mo. 01 - 12 | 2019<br><u>Budget</u> | 2019<br><u>YTD</u><br>Mo. 01 - 11 | 2020<br><u>Budget</u> | 2021<br><u>Budget</u> |
|-----------------------|------------|-----------------------------|--------------------------------------|-----------------------|-----------------------------------|-----------------------|-----------------------|
| 34-121-000-0000-6480  |            | Equipment/Furniture<\$5,000 | 898                                  | 0                     | 0                                 | 0                     | 0                     |
| <b>Program</b>        | <b>000</b> | Undesignated                | <b>Revenue</b>                       | <b>0</b>              | <b>0</b>                          | <b>0</b>              | <b>0</b>              |
|                       |            |                             | <b>Expend.</b>                       | <b>898</b>            | <b>0</b>                          | <b>0</b>              | <b>0</b>              |
|                       |            |                             | <b>Net</b>                           | <b>898</b>            | <b>0</b>                          | <b>0</b>              | <b>0</b>              |
| <b>Dept</b>           | <b>121</b> | Veterans Service            | <b>Revenue</b>                       | <b>0</b>              | <b>0</b>                          | <b>0</b>              | <b>0</b>              |
|                       |            |                             | <b>Expend.</b>                       | <b>898</b>            | <b>0</b>                          | <b>0</b>              | <b>0</b>              |
|                       |            |                             | <b>Net</b>                           | <b>898</b>            | <b>0</b>                          | <b>0</b>              | <b>0</b>              |

# Goodhue County



## USER-SELECTED BUDGET REPORT

34 Fund Capital Plan

Report Basis: Cash

127 Dept Land Use Management

| <u>Account Number</u> | <u>Account Description</u>            | 2018<br><u>Actual</u><br>Mo. 01 - 12 | 2019<br><u>Budget</u> | 2019<br><u>YTD</u><br>Mo. 01 - 11 | 2020<br><u>Budget</u> | 2021<br><u>Budget</u> |
|-----------------------|---------------------------------------|--------------------------------------|-----------------------|-----------------------------------|-----------------------|-----------------------|
| 34-127-000-0000-6480  | Equipment/Furniture <\$5000           | 7,230                                | 0                     | 3,743                             | 0                     | 0                     |
| <b>Program 000</b>    | Undesignated                          | <b>Revenue 0</b>                     | <b>0</b>              | <b>0</b>                          | <b>0</b>              | <b>0</b>              |
|                       |                                       | <b>Expend. 7,230</b>                 | <b>0</b>              | <b>3,743</b>                      | <b>0</b>              | <b>0</b>              |
|                       |                                       | <b>Net 7,230</b>                     | <b>0</b>              | <b>3,743</b>                      | <b>0</b>              | <b>0</b>              |
| 34-127-127-0000-6432  | Other Furniture and Equipment <\$1000 | 0                                    | 3,000                 | 0                                 | 1,895                 | 815                   |
| 34-127-127-0000-6480  | Equipment/Furniture<\$5,000           | 0                                    | 0                     | 0                                 | 3,100                 | 2,699                 |
| 34-127-127-0000-6663  | Vehicles Purchased                    | 27,854                               | 0                     | 0                                 | 0                     | 30,555                |
| <b>Program 127</b>    | Building Activities                   | <b>Revenue 0</b>                     | <b>0</b>              | <b>0</b>                          | <b>0</b>              | <b>0</b>              |
|                       |                                       | <b>Expend. 27,854</b>                | <b>3,000</b>          | <b>0</b>                          | <b>4,995</b>          | <b>34,069</b>         |
|                       |                                       | <b>Net 27,854</b>                    | <b>3,000</b>          | <b>0</b>                          | <b>4,995</b>          | <b>34,069</b>         |
| 34-127-129-0000-6480  | Equipment/Furniture<\$5,000           | 0                                    | 1,450                 | 0                                 | 0                     | 0                     |
| <b>Program 129</b>    | Environmental Health                  | <b>Revenue 0</b>                     | <b>0</b>              | <b>0</b>                          | <b>0</b>              | <b>0</b>              |
|                       |                                       | <b>Expend. 0</b>                     | <b>1,450</b>          | <b>0</b>                          | <b>0</b>              | <b>0</b>              |
|                       |                                       | <b>Net 0</b>                         | <b>1,450</b>          | <b>0</b>                          | <b>0</b>              | <b>0</b>              |
| <b>Dept 127</b>       | Land Use Management                   | <b>Revenue 0</b>                     | <b>0</b>              | <b>0</b>                          | <b>0</b>              | <b>0</b>              |
|                       |                                       | <b>Expend. 35,084</b>                | <b>4,450</b>          | <b>3,743</b>                      | <b>4,995</b>          | <b>34,069</b>         |
|                       |                                       | <b>Net 35,084</b>                    | <b>4,450</b>          | <b>3,743</b>                      | <b>4,995</b>          | <b>34,069</b>         |

ABENCK  
12/5/2019 8:30:47AM

# Goodhue County



## USER-SELECTED BUDGET REPORT

34 Fund Capital Plan

Report Basis: Cash

130 Dept County Vehicles-Motor Pool

Account Number      Account Description

2018  
Actual  
Mo. 01 - 12

2019  
Budget

2019  
YTD  
Mo. 01 - 11

2020  
Budget

2021  
Budget

34-130-000-0000-6663      Vehicles Purchased

23,770

38,000

50,222

25,000

103,251

**Program    000    Undesignated      Revenue      0      0      0      0      0**

**Revenue**

0

0

0

0

0

**Expend.**

**23,770**

**38,000**

**50,222**

**25,000**

**103,251**

**Net**

**23,770**

**38,000**

**50,222**

**25,000**

**103,251**

**Dept    130      County Vehicles-Motor Pool**

**Revenue**

0

0

0

0

0

**Expend.**

**23,770**

**38,000**

**50,222**

**25,000**

**103,251**

**Net**

**23,770**

**38,000**

**50,222**

**25,000**

**103,251**

ABENCK  
12/5/2019 8:30:47AM

# Goodhue County



## USER-SELECTED BUDGET REPORT

34 Fund Capital Plan  
201 Dept Sheriff

Report Basis: Cash

| <u>Account Number</u> |            | <u>Account Description</u>    | 2018<br><u>Actual</u><br>Mo. 01 - 12 | 2019<br><u>Budget</u> | 2019<br><u>YTD</u><br>Mo. 01 - 11 | 2020<br><u>Budget</u> | 2021<br><u>Budget</u> |                |
|-----------------------|------------|-------------------------------|--------------------------------------|-----------------------|-----------------------------------|-----------------------|-----------------------|----------------|
| 34-201-000-0000-5859  |            | Capital Reimbursements        | 16,707 -                             | 0                     | 7,614 -                           | 0                     | 0                     |                |
| 34-201-000-0000-5947  |            | Transfers In                  | 0                                    | 0                     | 0                                 | 9,500 -               | 0                     |                |
| 34-201-000-0000-6432  |            | Furniture & Equipment <\$1000 | 0                                    | 13,000                | 0                                 | 850                   | 9,391                 |                |
| 34-201-000-0000-6480  |            | Equipment/Furniture<\$5,000   | 43,983                               | 38,199                | 130,018                           | 8,250                 | 58,686                |                |
| 34-201-000-0000-6663  |            | Vehicles Purchased            | 242,957                              | 0                     | 256,050                           | 432,200               | 379,754               |                |
| 34-201-000-0000-6669  |            | Equipment/Furniture>=5,000    | 33,414                               | 422,600               | 31,735                            | 365,588               | 442,773               |                |
| <b>Program</b>        | <b>000</b> | Undesignated                  | <b>Revenue</b>                       | <b>16,707 -</b>       | <b>0</b>                          | <b>7,614 -</b>        | <b>9,500 -</b>        | <b>0</b>       |
|                       |            |                               | <b>Expend.</b>                       | <b>320,354</b>        | <b>473,799</b>                    | <b>417,803</b>        | <b>806,888</b>        | <b>890,604</b> |
|                       |            |                               | <b>Net</b>                           | <b>303,647</b>        | <b>473,799</b>                    | <b>410,189</b>        | <b>797,388</b>        | <b>890,604</b> |
| <b>Dept</b>           | <b>201</b> | Sheriff                       | <b>Revenue</b>                       | <b>16,707 -</b>       | <b>0</b>                          | <b>7,614 -</b>        | <b>9,500 -</b>        | <b>0</b>       |
|                       |            |                               | <b>Expend.</b>                       | <b>320,354</b>        | <b>473,799</b>                    | <b>417,803</b>        | <b>806,888</b>        | <b>890,604</b> |
|                       |            |                               | <b>Net</b>                           | <b>303,647</b>        | <b>473,799</b>                    | <b>410,189</b>        | <b>797,388</b>        | <b>890,604</b> |



ABENCK  
12/5/2019 8:30:47AM

# Goodhue County



## USER-SELECTED BUDGET REPORT

34 Fund Capital Plan

Report Basis: Cash

205 Dept Sheriff-Seasonal

| <u>Account Number</u> | <u>Account Description</u>      | 2018<br><u>Actual</u><br>Mo. 01 - 12 | 2019<br><u>Budget</u> | 2019<br><u>YTD</u><br>Mo. 01 - 11 | 2020<br><u>Budget</u> | 2021<br><u>Budget</u> |
|-----------------------|---------------------------------|--------------------------------------|-----------------------|-----------------------------------|-----------------------|-----------------------|
| 34-205-000-0000-6432  | Equipment/Furniture < \$1000.00 | 0                                    | 0                     | 5,310                             | 0                     | 0                     |
| 34-205-000-0000-6480  | Equipment/Furniture<\$5,000     | 4,673                                | 0                     | 0                                 | 0                     | 6,052                 |
| 34-205-000-0000-6663  | Vehicles Purchased              | 105,180                              | 0                     | 0                                 | 0                     | 0                     |
| 34-205-000-0000-6669  | Equipment/Furniture>=5,000      | 0                                    | 38,000                | 29,963                            | 0                     | 18,129                |
| <b>Program 000</b>    | Undesignated                    | <b>Revenue 0</b>                     | <b>0</b>              | <b>0</b>                          | <b>0</b>              | <b>0</b>              |
|                       |                                 | <b>Expend. 109,853</b>               | <b>38,000</b>         | <b>35,273</b>                     | <b>0</b>              | <b>24,181</b>         |
|                       |                                 | <b>Net 109,853</b>                   | <b>38,000</b>         | <b>35,273</b>                     | <b>0</b>              | <b>24,181</b>         |
| <b>Dept 205</b>       | Sheriff-Seasonal                | <b>Revenue 0</b>                     | <b>0</b>              | <b>0</b>                          | <b>0</b>              | <b>0</b>              |
|                       |                                 | <b>Expend. 109,853</b>               | <b>38,000</b>         | <b>35,273</b>                     | <b>0</b>              | <b>24,181</b>         |
|                       |                                 | <b>Net 109,853</b>                   | <b>38,000</b>         | <b>35,273</b>                     | <b>0</b>              | <b>24,181</b>         |

ABENCK  
12/5/2019 8:30:47AM

# Goodhue County



## USER-SELECTED BUDGET REPORT

34 Fund Capital Plan  
207 Dept Adult Detention Center

Report Basis: Cash

| <u>Account Number</u> |            | <u>Account Description</u>      | 2018<br><u>Actual</u><br>Mo. 01 - 12 | 2019<br><u>Budget</u> | 2019<br><u>YTD</u><br>Mo. 01 - 11 | 2020<br><u>Budget</u> | 2021<br><u>Budget</u> |
|-----------------------|------------|---------------------------------|--------------------------------------|-----------------------|-----------------------------------|-----------------------|-----------------------|
| 34-207-000-0000-6432  |            | Furniture and Equipment <\$1000 | 0                                    | 6,600                 | 478                               | 0                     | 6,062                 |
| 34-207-000-0000-6480  |            | Equipment/Furniture<\$5,000     | 2,693                                | 1,700                 | 5,997                             | 11,800                | 10,798                |
| 34-207-000-0000-6669  |            | Equipment/Furniture>=5,000      | 0                                    | 24,500                | 0                                 | 21,600                | 104,091               |
| <b>Program</b>        | <b>000</b> | Undesignated                    | <b>Revenue</b>                       | <b>0</b>              | <b>0</b>                          | <b>0</b>              | <b>0</b>              |
|                       |            |                                 | <b>Expend.</b>                       | <b>2,693</b>          | <b>6,475</b>                      | <b>33,400</b>         | <b>120,951</b>        |
|                       |            |                                 | <b>Net</b>                           | <b>2,693</b>          | <b>6,475</b>                      | <b>33,400</b>         | <b>120,951</b>        |
| <b>Dept</b>           | <b>207</b> | Adult Detention Center          | <b>Revenue</b>                       | <b>0</b>              | <b>0</b>                          | <b>0</b>              | <b>0</b>              |
|                       |            |                                 | <b>Expend.</b>                       | <b>2,693</b>          | <b>6,475</b>                      | <b>33,400</b>         | <b>120,951</b>        |
|                       |            |                                 | <b>Net</b>                           | <b>2,693</b>          | <b>6,475</b>                      | <b>33,400</b>         | <b>120,951</b>        |

ABENCK  
12/5/2019 8:30:47AM

# Goodhue County



## USER-SELECTED BUDGET REPORT

34 Fund Capital Plan  
255 Dept Court Services

Report Basis: Cash

| <u>Account Number</u> |            | <u>Account Description</u>  | 2018<br><u>Actual</u><br>Mo. 01 - 12 | 2019<br><u>Budget</u> | 2019<br><u>YTD</u><br>Mo. 01 - 11 | 2020<br><u>Budget</u> | 2021<br><u>Budget</u> |
|-----------------------|------------|-----------------------------|--------------------------------------|-----------------------|-----------------------------------|-----------------------|-----------------------|
| 34-255-000-0000-6480  |            | Equipment/Furniture<\$5,000 | 0                                    | 0                     | 0                                 | 3,700                 | 16,956                |
| <b>Program</b>        | <b>000</b> | Undesignated                | <b>Revenue</b>                       | <b>0</b>              | <b>0</b>                          | <b>0</b>              | <b>0</b>              |
|                       |            |                             | <b>Expend.</b>                       | <b>0</b>              | <b>0</b>                          | <b>3,700</b>          | <b>16,956</b>         |
|                       |            |                             | <b>Net</b>                           | <b>0</b>              | <b>0</b>                          | <b>3,700</b>          | <b>16,956</b>         |
| <b>Dept</b>           | <b>255</b> | Court Services              | <b>Revenue</b>                       | <b>0</b>              | <b>0</b>                          | <b>0</b>              | <b>0</b>              |
|                       |            |                             | <b>Expend.</b>                       | <b>0</b>              | <b>0</b>                          | <b>3,700</b>          | <b>16,956</b>         |
|                       |            |                             | <b>Net</b>                           | <b>0</b>              | <b>0</b>                          | <b>3,700</b>          | <b>16,956</b>         |

ABENCK  
12/5/2019 8:30:47AM

# Goodhue County



## USER-SELECTED BUDGET REPORT

34 Fund Capital Plan

Report Basis: Cash

310 Dept Highway Maintenance

| <u>Account Number</u> | <u>Account Description</u>  | 2018<br><u>Actual</u><br>Mo. 01 - 12 | 2019<br><u>Budget</u> | 2019<br><u>YTD</u><br>Mo. 01 - 11 | 2020<br><u>Budget</u> | 2021<br><u>Budget</u> |
|-----------------------|-----------------------------|--------------------------------------|-----------------------|-----------------------------------|-----------------------|-----------------------|
| 34-310-000-0000-6432  | Equipment/Furniture<\$1,000 | 0                                    | 0                     | 0                                 | 5,950                 | 866                   |
| 34-310-000-0000-6480  | Equipment/Furniture<\$5,000 | 0                                    | 0                     | 775                               | 1,100                 | 1,120                 |
| <b>Program 000</b>    | Undesignated                |                                      |                       |                                   |                       |                       |
|                       | <b>Revenue</b>              | <b>0</b>                             | <b>0</b>              | <b>0</b>                          | <b>0</b>              | <b>0</b>              |
|                       | <b>Expend.</b>              | <b>0</b>                             | <b>0</b>              | <b>775</b>                        | <b>7,050</b>          | <b>1,986</b>          |
|                       | <b>Net</b>                  | <b>0</b>                             | <b>0</b>              | <b>775</b>                        | <b>7,050</b>          | <b>1,986</b>          |
| <b>Dept 310</b>       | Highway Maintenance         |                                      |                       |                                   |                       |                       |
|                       | <b>Revenue</b>              | <b>0</b>                             | <b>0</b>              | <b>0</b>                          | <b>0</b>              | <b>0</b>              |
|                       | <b>Expend.</b>              | <b>0</b>                             | <b>0</b>              | <b>775</b>                        | <b>7,050</b>          | <b>1,986</b>          |
|                       | <b>Net</b>                  | <b>0</b>                             | <b>0</b>              | <b>775</b>                        | <b>7,050</b>          | <b>1,986</b>          |

ABENCK  
12/5/2019 8:30:47AM

# Goodhue County



## USER-SELECTED BUDGET REPORT

34 Fund Capital Plan

Report Basis: Cash

320 Dept Highway Construction

| <u>Account Number</u> |            | <u>Account Description</u>  | 2018<br><u>Actual</u><br>Mo. 01 - 12 | 2019<br><u>Budget</u> | 2019<br><u>YTD</u><br>Mo. 01 - 11 | 2020<br><u>Budget</u> | 2021<br><u>Budget</u> |
|-----------------------|------------|-----------------------------|--------------------------------------|-----------------------|-----------------------------------|-----------------------|-----------------------|
| 34-320-000-0000-6480  |            | Equipment/Furniture<\$5,000 | 4,608                                | 1,770                 | 0                                 | 1,700                 | 3,158                 |
| 34-320-000-0000-6669  |            | Equipment/Furniture>=5,000  | 0                                    | 0                     | 0                                 | 106,500               | 0                     |
| <b>Program</b>        | <b>000</b> | Undesignated                | <b>Revenue</b>                       | <b>0</b>              | <b>0</b>                          | <b>0</b>              | <b>0</b>              |
|                       |            |                             | <b>Expend.</b>                       | <b>4,608</b>          | <b>0</b>                          | <b>108,200</b>        | <b>3,158</b>          |
|                       |            |                             | <b>Net</b>                           | <b>4,608</b>          | <b>0</b>                          | <b>108,200</b>        | <b>3,158</b>          |
| <b>Dept</b>           | <b>320</b> | Highway Construction        | <b>Revenue</b>                       | <b>0</b>              | <b>0</b>                          | <b>0</b>              | <b>0</b>              |
|                       |            |                             | <b>Expend.</b>                       | <b>4,608</b>          | <b>0</b>                          | <b>108,200</b>        | <b>3,158</b>          |
|                       |            |                             | <b>Net</b>                           | <b>4,608</b>          | <b>0</b>                          | <b>108,200</b>        | <b>3,158</b>          |

ABENCK  
12/5/2019 8:30:47AM

# Goodhue County



## USER-SELECTED BUDGET REPORT

34 Fund Capital Plan  
330 Dept Highway Administration

Report Basis: Cash

| <u>Account Number</u> |            | <u>Account Description</u>  | 2018<br><u>Actual</u><br>Mo. 01 - 12 | 2019<br><u>Budget</u> | 2019<br><u>YTD</u><br>Mo. 01 - 11 | 2020<br><u>Budget</u> | 2021<br><u>Budget</u> |
|-----------------------|------------|-----------------------------|--------------------------------------|-----------------------|-----------------------------------|-----------------------|-----------------------|
| 34-330-000-0000-6432  |            | Equipment/Furniture<\$1,000 | 0                                    | 0                     | 0                                 | 0                     | 866                   |
| 34-330-000-0000-6480  |            | Equipment/Furniture<\$5,000 | 0                                    | 1,460                 | 1,708                             | 1,100                 | 1,884                 |
| <b>Program</b>        | <b>000</b> | Undesignated                | <b>Revenue</b>                       | <b>0</b>              | <b>0</b>                          | <b>0</b>              | <b>0</b>              |
|                       |            |                             | <b>Expend.</b>                       | <b>1,460</b>          | <b>1,708</b>                      | <b>1,100</b>          | <b>2,750</b>          |
|                       |            |                             | <b>Net</b>                           | <b>0</b>              | <b>1,708</b>                      | <b>1,100</b>          | <b>2,750</b>          |
| <b>Dept</b>           | <b>330</b> | Highway Administration      | <b>Revenue</b>                       | <b>0</b>              | <b>0</b>                          | <b>0</b>              | <b>0</b>              |
|                       |            |                             | <b>Expend.</b>                       | <b>1,460</b>          | <b>1,708</b>                      | <b>1,100</b>          | <b>2,750</b>          |
|                       |            |                             | <b>Net</b>                           | <b>0</b>              | <b>1,708</b>                      | <b>1,100</b>          | <b>2,750</b>          |

ABENCK  
12/5/2019 8:30:47AM

# Goodhue County



## USER-SELECTED BUDGET REPORT

34 Fund Capital Plan

Report Basis: Cash

340 Dept Equipment Maintenance

| <u>Account Number</u> |            | <u>Account Description</u>  | 2018<br><u>Actual</u><br>Mo. 01 - 12 | 2019<br><u>Budget</u> | 2019<br><u>YTD</u><br>Mo. 01 - 11 | 2020<br><u>Budget</u> | 2021<br><u>Budget</u> |
|-----------------------|------------|-----------------------------|--------------------------------------|-----------------------|-----------------------------------|-----------------------|-----------------------|
| 34-340-000-0000-6432  |            | Equipment/Furniture<\$1,000 | 0                                    | 0                     | 0                                 | 0                     | 866                   |
| 34-340-000-0000-6480  |            | Equipment/Furniture<\$5,000 | 0                                    | 0                     | 0                                 | 1,550                 | 0                     |
| 34-340-000-0000-6663  |            | Vehicles Purchased          | 316,368                              | 0                     | 285,773                           | 566,500               | 479,283               |
| 34-340-000-0000-6669  |            | Equipment/Furniture>=5,000  | 182,454                              | 470,000               | 124,761                           | 155,000               | 0                     |
| <b>Program</b>        | <b>000</b> | Undesignated                | <b>Revenue</b>                       | <b>0</b>              | <b>0</b>                          | <b>0</b>              | <b>0</b>              |
|                       |            |                             | <b>Expend.</b>                       | <b>498,822</b>        | <b>470,000</b>                    | <b>410,534</b>        | <b>480,149</b>        |
|                       |            |                             | <b>Net</b>                           | <b>498,822</b>        | <b>470,000</b>                    | <b>410,534</b>        | <b>480,149</b>        |
| <b>Dept</b>           | <b>340</b> | Equipment Maintenance       | <b>Revenue</b>                       | <b>0</b>              | <b>0</b>                          | <b>0</b>              | <b>0</b>              |
|                       |            |                             | <b>Expend.</b>                       | <b>498,822</b>        | <b>470,000</b>                    | <b>410,534</b>        | <b>480,149</b>        |
|                       |            |                             | <b>Net</b>                           | <b>498,822</b>        | <b>470,000</b>                    | <b>410,534</b>        | <b>480,149</b>        |

ABENCK  
12/5/2019 8:30:47AM

# Goodhue County



## USER-SELECTED BUDGET REPORT

34 Fund Capital Plan

Report Basis: Cash

350 Dept Shop Maintenance

| <u>Account Number</u> |            | <u>Account Description</u> | 2018<br><u>Actual</u><br>Mo. 01 - 12 | 2019<br><u>Budget</u> | 2019<br><u>YTD</u><br>Mo. 01 - 11 | 2020<br><u>Budget</u> | 2021<br><u>Budget</u> |
|-----------------------|------------|----------------------------|--------------------------------------|-----------------------|-----------------------------------|-----------------------|-----------------------|
| 34-350-000-0000-5948  |            | Transfers In - Inter Fund  | 0                                    | 0                     | 0                                 | 385,000 -             | 0                     |
| 34-350-000-0000-6305  |            | Building Maintenance       | 0                                    | 990,000               | 0                                 | 0                     | 0                     |
| 34-350-000-0000-6669  |            | Equipment/Furniture>=5,000 | 0                                    | 0                     | 920,532                           | 175,000               | 178,238               |
| <b>Program</b>        | <b>000</b> | Undesignated               | <b>Revenue</b>                       | <b>0</b>              | <b>0</b>                          | <b>385,000 -</b>      | <b>0</b>              |
|                       |            |                            | <b>Expend.</b>                       | <b>990,000</b>        | <b>920,532</b>                    | <b>175,000</b>        | <b>178,238</b>        |
|                       |            |                            | <b>Net</b>                           | <b>990,000</b>        | <b>920,532</b>                    | <b>210,000 -</b>      | <b>178,238</b>        |
| <b>Dept</b>           | <b>350</b> | Shop Maintenance           | <b>Revenue</b>                       | <b>0</b>              | <b>0</b>                          | <b>385,000 -</b>      | <b>0</b>              |
|                       |            |                            | <b>Expend.</b>                       | <b>990,000</b>        | <b>920,532</b>                    | <b>175,000</b>        | <b>178,238</b>        |
|                       |            |                            | <b>Net</b>                           | <b>990,000</b>        | <b>920,532</b>                    | <b>210,000 -</b>      | <b>178,238</b>        |



ABENCK  
12/5/2019 8:30:47AM

# Goodhue County



## USER-SELECTED BUDGET REPORT

34 Fund Capital Plan

Report Basis: Cash

398 Dept Recycling Center

| <u>Account Number</u> |            | <u>Account Description</u>  | 2018<br><u>Actual</u><br>Mo. 01 - 12 | 2019<br><u>Budget</u> | 2019<br><u>YTD</u><br>Mo. 01 - 11 | 2020<br><u>Budget</u> | 2021<br><u>Budget</u> |
|-----------------------|------------|-----------------------------|--------------------------------------|-----------------------|-----------------------------------|-----------------------|-----------------------|
| 34-398-000-0000-6480  |            | Equipment/Furniture<\$5,000 | 0                                    | 0                     | 0                                 | 1,100                 | 0                     |
| 34-398-000-0000-6663  |            | Vehicles Purchased          | 0                                    | 60,000                | 0                                 | 0                     | 13,241                |
| 34-398-000-0000-6669  |            | Equipment/Furniture>=5,000  | 40,304                               | 0                     | 19,446                            | 12,000                | 47,870                |
| <b>Program</b>        | <b>000</b> | Undesignated                | <b>Revenue</b>                       | <b>0</b>              | <b>0</b>                          | <b>0</b>              | <b>0</b>              |
|                       |            |                             | <b>Expend.</b>                       | <b>40,304</b>         | <b>19,446</b>                     | <b>13,100</b>         | <b>61,111</b>         |
|                       |            |                             | <b>Net</b>                           | <b>40,304</b>         | <b>19,446</b>                     | <b>13,100</b>         | <b>61,111</b>         |
| <b>Dept</b>           | <b>398</b> | Recycling Center            | <b>Revenue</b>                       | <b>0</b>              | <b>0</b>                          | <b>0</b>              | <b>0</b>              |
|                       |            |                             | <b>Expend.</b>                       | <b>40,304</b>         | <b>19,446</b>                     | <b>13,100</b>         | <b>61,111</b>         |
|                       |            |                             | <b>Net</b>                           | <b>40,304</b>         | <b>19,446</b>                     | <b>13,100</b>         | <b>61,111</b>         |

ABENCK  
12/5/2019 8:30:47AM

# Goodhue County



## USER-SELECTED BUDGET REPORT

34 Fund Capital Plan

Report Basis: Cash

399 Dept Household Hazardous Waste

| <u>Account Number</u> |            | <u>Account Description</u>  | 2018<br><u>Actual</u><br>Mo. 01 - 12 | 2019<br><u>Budget</u> | 2019<br><u>YTD</u><br>Mo. 01 - 11 | 2020<br><u>Budget</u> | 2021<br><u>Budget</u> |
|-----------------------|------------|-----------------------------|--------------------------------------|-----------------------|-----------------------------------|-----------------------|-----------------------|
| 34-399-000-0000-6480  |            | Furniture/Equipment <\$5000 | 0                                    | 0                     | 0                                 | 1,100                 | 0                     |
| 34-399-000-0000-6663  |            | Vehicles Purchased          | 0                                    | 0                     | 0                                 | 60,000                | 0                     |
| 34-399-000-0000-6669  |            | Furniture/Equipment <\$5000 | 49,187                               | 0                     | 0                                 | 0                     | 0                     |
| <b>Program</b>        | <b>000</b> | Undesignated                | <b>Revenue</b>                       | <b>0</b>              | <b>0</b>                          | <b>0</b>              | <b>0</b>              |
|                       |            |                             | <b>Expend.</b>                       | <b>49,187</b>         | <b>0</b>                          | <b>61,100</b>         | <b>0</b>              |
|                       |            |                             | <b>Net</b>                           | <b>49,187</b>         | <b>0</b>                          | <b>61,100</b>         | <b>0</b>              |
| <b>Dept</b>           | <b>399</b> | Household Hazardous Waste   | <b>Revenue</b>                       | <b>0</b>              | <b>0</b>                          | <b>0</b>              | <b>0</b>              |
|                       |            |                             | <b>Expend.</b>                       | <b>49,187</b>         | <b>0</b>                          | <b>61,100</b>         | <b>0</b>              |
|                       |            |                             | <b>Net</b>                           | <b>49,187</b>         | <b>0</b>                          | <b>61,100</b>         | <b>0</b>              |

ABENCK  
12/5/2019 8:30:47AM

# Goodhue County



## USER-SELECTED BUDGET REPORT

34 Fund Capital Plan

Report Basis: Cash

420 Dept Income Maintenance-Economic Assistance

| <u>Account Number</u> |            | <u>Account Description</u>             | 2018<br><u>Actual</u><br>Mo. 01 - 12 | 2019<br><u>Budget</u> | 2019<br><u>YTD</u><br>Mo. 01 - 11 | 2020<br><u>Budget</u> | 2021<br><u>Budget</u> |
|-----------------------|------------|--|--------------------------------------|-----------------------|-----------------------------------|-----------------------|-----------------------|
| 34-420-000-0000-6432  |            | Furniture/Equipment <\$1000            | 0                                    | 0                     | 0                                 | 0                     | 5,451                 |
| <b>Program</b>        | <b>000</b> | Undesignated                           | <b>Revenue</b>                       | <b>0</b>              | <b>0</b>                          | <b>0</b>              | <b>0</b>              |
|                       |            |  | <b>Expend.</b>                       | <b>0</b>              | <b>0</b>                          | <b>0</b>              | <b>5,451</b>          |
|                       |            |  | <b>Net</b>                           | <b>0</b>              | <b>0</b>                          | <b>0</b>              | <b>5,451</b>          |
| <b>Dept</b>           | <b>420</b> | Income Maintenance-Economic Assistance | <b>Revenue</b>                       | <b>0</b>              | <b>0</b>                          | <b>0</b>              | <b>0</b>              |
|                       |            |  | <b>Expend.</b>                       | <b>0</b>              | <b>0</b>                          | <b>0</b>              | <b>5,451</b>          |
|                       |            |  | <b>Net</b>                           | <b>0</b>              | <b>0</b>                          | <b>0</b>              | <b>5,451</b>          |

ABENCK  
12/5/2019 8:30:47AM

# Goodhue County



## USER-SELECTED BUDGET REPORT

34 Fund Capital Plan  
430 Dept Health and Social Services

Report Basis: Cash

| <u>Account Number</u> |            | <u>Account Description</u>  | 2018<br><u>Actual</u><br>Mo. 01 - 12 | 2019<br><u>Budget</u> | 2019<br><u>YTD</u><br>Mo. 01 - 11 | 2020<br><u>Budget</u> | 2021<br><u>Budget</u> |
|-----------------------|------------|-----------------------------|--------------------------------------|-----------------------|-----------------------------------|-----------------------|-----------------------|
| 34-430-000-0000-6480  |            | Equipment/Furniture<\$5,000 | 0                                    | 0                     | 0                                 | 2,500                 | 1,120                 |
| <b>Program</b>        | <b>000</b> | Undesignated                | <b>Revenue</b>                       | <b>0</b>              | <b>0</b>                          | <b>0</b>              | <b>0</b>              |
|                       |            |                             | <b>Expend.</b>                       | <b>0</b>              | <b>0</b>                          | <b>2,500</b>          | <b>1,120</b>          |
|                       |            |                             | <b>Net</b>                           | <b>0</b>              | <b>0</b>                          | <b>2,500</b>          | <b>1,120</b>          |
| <b>Dept</b>           | <b>430</b> | Health and Social Services  | <b>Revenue</b>                       | <b>0</b>              | <b>0</b>                          | <b>0</b>              | <b>0</b>              |
|                       |            |                             | <b>Expend.</b>                       | <b>0</b>              | <b>0</b>                          | <b>2,500</b>          | <b>1,120</b>          |
|                       |            |                             | <b>Net</b>                           | <b>0</b>              | <b>0</b>                          | <b>2,500</b>          | <b>1,120</b>          |

ABENCK  
12/5/2019 8:30:47AM

# Goodhue County



## USER-SELECTED BUDGET REPORT

34 Fund Capital Plan

Report Basis: Cash

479 Dept PHS Administration

| <u>Account Number</u> |                      | <u>Account Description</u>  | 2018<br><u>Actual</u><br>Mo. 01 - 12 | 2019<br><u>Budget</u> | 2019<br><u>YTD</u><br>Mo. 01 - 11 | 2020<br><u>Budget</u> | 2021<br><u>Budget</u> |
|-----------------------|----------------------|-----------------------------|--------------------------------------|-----------------------|-----------------------------------|-----------------------|-----------------------|
|                       | 34-479-000-0000-6432 | Furniture/Equipment <\$1000 | 0                                    | 0                     | 0                                 | 382                   | 2,629                 |
|                       | 34-479-000-0000-6480 | Equipment/Furniture<\$5,000 | 0                                    | 0                     | 0                                 | 1,550                 | 14,556                |
| <b>Program</b>        | <b>000</b>           | Undesignated                | <b>Revenue</b>                       | <b>0</b>              | <b>0</b>                          | <b>0</b>              | <b>0</b>              |
|                       |                      |                             | <b>Expend.</b>                       | <b>0</b>              | <b>0</b>                          | <b>1,932</b>          | <b>17,185</b>         |
|                       |                      |                             | <b>Net</b>                           | <b>0</b>              | <b>0</b>                          | <b>1,932</b>          | <b>17,185</b>         |
| <b>Dept</b>           | <b>479</b>           | PHS Administration          | <b>Revenue</b>                       | <b>0</b>              | <b>0</b>                          | <b>0</b>              | <b>0</b>              |
|                       |                      |                             | <b>Expend.</b>                       | <b>0</b>              | <b>0</b>                          | <b>1,932</b>          | <b>17,185</b>         |
|                       |                      |                             | <b>Net</b>                           | <b>0</b>              | <b>0</b>                          | <b>1,932</b>          | <b>17,185</b>         |

ABENCK  
12/5/2019 8:30:47AM

# Goodhue County



## USER-SELECTED BUDGET REPORT

34 Fund Capital Plan  
521 Dept County Parks

Report Basis: Cash

| <u>Account Number</u> |            | <u>Account Description</u> | 2018<br><u>Actual</u><br>Mo. 01 - 12 | 2019<br><u>Budget</u> | 2019<br><u>YTD</u><br>Mo. 01 - 11 | 2020<br><u>Budget</u> | 2021<br><u>Budget</u> |
|-----------------------|------------|----------------------------|--------------------------------------|-----------------------|-----------------------------------|-----------------------|-----------------------|
| 34-521-000-0000-6669  |            | Equipment/Furniture>=5,000 | 0                                    | 0                     | 0                                 | 0                     | 9,167                 |
| <b>Program</b>        | <b>000</b> | Undesignated               | <b>Revenue</b>                       | <b>0</b>              | <b>0</b>                          | <b>0</b>              | <b>0</b>              |
|                       |            |                            | <b>Expend.</b>                       | <b>0</b>              | <b>0</b>                          | <b>0</b>              | <b>9,167</b>          |
|                       |            |                            | <b>Net</b>                           | <b>0</b>              | <b>0</b>                          | <b>0</b>              | <b>9,167</b>          |
| <b>Dept</b>           | <b>521</b> | County Parks               | <b>Revenue</b>                       | <b>0</b>              | <b>0</b>                          | <b>0</b>              | <b>0</b>              |
|                       |            |                            | <b>Expend.</b>                       | <b>0</b>              | <b>0</b>                          | <b>0</b>              | <b>9,167</b>          |
|                       |            |                            | <b>Net</b>                           | <b>0</b>              | <b>0</b>                          | <b>0</b>              | <b>9,167</b>          |

ABENCK  
12/5/2019 8:30:47AM

# Goodhue County



## USER-SELECTED BUDGET REPORT

34 Fund Capital Plan  
601 Dept Extension

Report Basis: Cash

|                       |                               |              | 2018           | 2019               | 2019               | 2020               | 2021             |                  |
|-----------------------|-------------------------------|--------------|----------------|--------------------|--------------------|--------------------|------------------|------------------|
|                       |                               |              | Actual         | Budget             | YTD                | Budget             | Budget           |                  |
|                       |                               |              | Mo. 01 - 12    |                    | Mo. 01 - 11        |                    |                  |                  |
| <u>Account Number</u> | <u>Account Description</u>    |              |                |                    |                    |                    |                  |                  |
| 34-601-000-0000-6432  | Furniture & Equipment <\$1000 |              | 0              | 0                  | 0                  | 830                | 0                |                  |
| 34-601-000-0000-6480  | Equipment/Furniture<\$5,000   |              | 1,796          | 0                  | 0                  | 1,436              | 0                |                  |
| <b>Program</b>        | <b>000</b>                    | Undesignated | <b>Revenue</b> | <b>0</b>           | <b>0</b>           | <b>0</b>           | <b>0</b>         |                  |
|                       |                               |              | <b>Expend.</b> | <b>1,796</b>       | <b>0</b>           | <b>2,266</b>       | <b>0</b>         |                  |
|                       |                               |              | <b>Net</b>     | <b>1,796</b>       | <b>0</b>           | <b>2,266</b>       | <b>0</b>         |                  |
| <b>Dept</b>           | <b>601</b>                    | Extension    | <b>Revenue</b> | <b>0</b>           | <b>0</b>           | <b>0</b>           | <b>0</b>         |                  |
|                       |                               |              | <b>Expend.</b> | <b>1,796</b>       | <b>0</b>           | <b>2,266</b>       | <b>0</b>         |                  |
|                       |                               |              | <b>Net</b>     | <b>1,796</b>       | <b>0</b>           | <b>2,266</b>       | <b>0</b>         |                  |
| <b>Fund</b>           | <b>34</b>                     | Capital Plan | <b>Revenue</b> | <b>1,359,619 -</b> | <b>2,880,589 -</b> | <b>1,242,802 -</b> | <b>769,500 -</b> | <b>6,500 -</b>   |
|                       |                               |              | <b>Expend.</b> | <b>1,461,959</b>   | <b>2,880,589</b>   | <b>2,184,574</b>   | <b>2,876,560</b> | <b>2,283,768</b> |
|                       |                               |              | <b>Net</b>     | <b>102,340</b>     | <b>0</b>           | <b>941,772</b>     | <b>2,107,060</b> | <b>2,277,268</b> |

# Goodhue County



## USER-SELECTED BUDGET REPORT

35 Fund Debt Service Fund

Report Basis: Cash

820 Dept 2012A G.O. CIP Bonds-Highway Projects

| <u>Account Number</u> |            | <u>Account Description</u>            | 2018<br><u>Actual</u><br>Mo. 01 - 12 | 2019<br><u>Budget</u> | 2019<br><u>YTD</u><br>Mo. 01 - 11 | 2020<br><u>Budget</u> | 2021<br><u>Budget</u> |                |
|-----------------------|------------|---------------------------------------|--------------------------------------|-----------------------|-----------------------------------|-----------------------|-----------------------|----------------|
| 35-820-000-0000-5001  |            | Current Real & Personal Property Tax  | 460,348 -                            | 463,619 -             | 245,179 -                         | 0                     | 0                     |                |
| 35-820-000-0000-5006  |            | Delinquent Taxes-Real & Personal      | 2,951 -                              | 0                     | 1,762 -                           | 0                     | 0                     |                |
| 35-820-000-0000-5060  |            | Current Mobile Home Taxes             | 527 -                                | 0                     | 0                                 | 0                     | 0                     |                |
| 35-820-000-0000-5064  |            | Delinquent Taxes-Mobile Home          | 137 -                                | 0                     | 167 -                             | 0                     | 0                     |                |
| 35-820-000-0000-5207  |            | PILT-Wildlife Management              | 284 -                                | 0                     | 259 -                             | 0                     | 0                     |                |
| 35-820-000-0000-5208  |            | PILT-Gross Shelter Rent               | 496 -                                | 0                     | 414 -                             | 0                     | 0                     |                |
| 35-820-000-0000-5209  |            | PILT-30% Rental Reimbursement         | 6 -                                  | 0                     | 2 -                               | 0                     | 0                     |                |
| 35-820-000-0000-5211  |            | Market Value Credit Aid               | 6,452 -                              | 5,933 -               | 3,236 -                           | 0                     | 0                     |                |
| 35-820-000-0000-5212  |            | Disparity Reduction Aid               | 414 -                                | 0                     | 207 -                             | 0                     | 0                     |                |
| 35-820-000-0000-6783  |            | Debt Administrative Fees              | 900                                  | 0                     | 3,600                             | 917                   | 917                   |                |
| 35-820-000-0000-6790  |            | Principal Payments                    | 410,000                              | 415,000               | 415,000                           | 420,000               | 420,000               |                |
| 35-820-000-0000-6791  |            | Interest Payments                     | 34,015                               | 29,579                | 29,579                            | 24,463                | 24,463                |                |
| 35-820-000-0000-6999  |            | Future Fund Balance-2012A Hwy Bonds   | 0                                    | 24,973                | 0                                 | 0                     | 0                     |                |
| <b>Program</b>        | <b>000</b> | Undesignated                          | <b>Revenue</b>                       | <b>471,615 -</b>      | <b>469,552 -</b>                  | <b>251,226 -</b>      | <b>0</b>              | <b>0</b>       |
|                       |            |                                       | <b>Expend.</b>                       | <b>444,915</b>        | <b>469,552</b>                    | <b>448,179</b>        | <b>445,380</b>        | <b>445,380</b> |
|                       |            |                                       | <b>Net</b>                           | <b>26,700 -</b>       | <b>0</b>                          | <b>196,953</b>        | <b>445,380</b>        | <b>445,380</b> |
| <b>Dept</b>           | <b>820</b> | 2012A G.O. CIP Bonds-Highway Projects | <b>Revenue</b>                       | <b>471,615 -</b>      | <b>469,552 -</b>                  | <b>251,226 -</b>      | <b>0</b>              | <b>0</b>       |
|                       |            |                                       | <b>Expend.</b>                       | <b>444,915</b>        | <b>469,552</b>                    | <b>448,179</b>        | <b>445,380</b>        | <b>445,380</b> |
|                       |            |                                       | <b>Net</b>                           | <b>26,700 -</b>       | <b>0</b>                          | <b>196,953</b>        | <b>445,380</b>        | <b>445,380</b> |



# Goodhue County



## USER-SELECTED BUDGET REPORT

35 Fund Debt Service Fund

Report Basis: Cash

821 Dept 2014A G.O. CIP Bonds-Highway Projects

| <u>Account Number</u> |            | <u>Account Description</u>            | 2018<br><u>Actual</u><br>Mo. 01 - 12 | 2019<br><u>Budget</u> | 2019<br><u>YTD</u><br>Mo. 01 - 11 | 2020<br><u>Budget</u> | 2021<br><u>Budget</u> |                |
|-----------------------|------------|---------------------------------------|--------------------------------------|-----------------------|-----------------------------------|-----------------------|-----------------------|----------------|
| 35-821-000-0000-5001  |            | Current Real & Personal Property Tax  | 866,029 -                            | 872,243 -             | 461,341 -                         | 0                     | 0                     |                |
| 35-821-000-0000-5006  |            | Delinquent Taxes-Real & Personal      | 4,404 -                              | 0                     | 3,682 -                           | 0                     | 0                     |                |
| 35-821-000-0000-5060  |            | Current Mobile Home Taxes             | 991 -                                | 0                     | 0                                 | 0                     | 0                     |                |
| 35-821-000-0000-5064  |            | Delinquent Taxes-Mobile Home          | 205 -                                | 0                     | 0                                 | 0                     | 0                     |                |
| 35-821-000-0000-5207  |            | PILT-Wildlife Management              | 533 -                                | 0                     | 487 -                             | 0                     | 0                     |                |
| 35-821-000-0000-5208  |            | PILT-Gross Shelter Rent               | 933 -                                | 0                     | 780 -                             | 0                     | 0                     |                |
| 35-821-000-0000-5209  |            | PILT-30% Rental Reimbursement         | 12 -                                 | 0                     | 3 -                               | 0                     | 0                     |                |
| 35-821-000-0000-5211  |            | Market Value Credit Aid               | 12,178 -                             | 11,162 -              | 6,108 -                           | 0                     | 0                     |                |
| 35-821-000-0000-5212  |            | Disparity Reduction Aid               | 781 -                                | 0                     | 391 -                             | 0                     | 0                     |                |
| 35-821-000-0000-6783  |            | Debt Administrative Fees              | 900                                  | 0                     | 3,600                             | 917                   | 917                   |                |
| 35-821-000-0000-6790  |            | Principal Payments                    | 710,000                              | 725,000               | 725,000                           | 740,000               | 740,000               |                |
| 35-821-000-0000-6791  |            | Interest Payments                     | 122,938                              | 108,588               | 108,588                           | 93,938                | 93,938                |                |
| 35-821-000-0000-6999  |            | Future Fund Balance-2014A Hwy Bonds   | 0                                    | 49,817                | 0                                 | 0                     | 0                     |                |
| <b>Program</b>        | <b>000</b> | Undesignated                          | <b>Revenue</b>                       | <b>886,066 -</b>      | <b>883,405 -</b>                  | <b>472,792 -</b>      | <b>0</b>              | <b>0</b>       |
|                       |            |                                       | <b>Expend.</b>                       | <b>833,838</b>        | <b>883,405</b>                    | <b>837,188</b>        | <b>834,855</b>        | <b>834,855</b> |
|                       |            |                                       | <b>Net</b>                           | <b>52,228 -</b>       | <b>0</b>                          | <b>364,396</b>        | <b>834,855</b>        | <b>834,855</b> |
| <b>Dept</b>           | <b>821</b> | 2014A G.O. CIP Bonds-Highway Projects | <b>Revenue</b>                       | <b>886,066 -</b>      | <b>883,405 -</b>                  | <b>472,792 -</b>      | <b>0</b>              | <b>0</b>       |
|                       |            |                                       | <b>Expend.</b>                       | <b>833,838</b>        | <b>883,405</b>                    | <b>837,188</b>        | <b>834,855</b>        | <b>834,855</b> |
|                       |            |                                       | <b>Net</b>                           | <b>52,228 -</b>       | <b>0</b>                          | <b>364,396</b>        | <b>834,855</b>        | <b>834,855</b> |

# Goodhue County



## USER-SELECTED BUDGET REPORT

35 Fund Debt Service Fund

Report Basis: Cash

825 Dept 2012B Taxable G.O. Bonds (QECB)

| <u>Account Number</u> | <u>Account Description</u>             | 2018<br><u>Actual</u><br>Mo. 01 - 12 | 2019<br><u>Budget</u> | 2019<br><u>YTD</u><br>Mo. 01 - 11 | 2020<br><u>Budget</u> | 2021<br><u>Budget</u> |
|-----------------------|--|--------------------------------------|-----------------------|-----------------------------------|-----------------------|-----------------------|
| 35-825-000-0000-5001  | Current Real & Personal Property Tax   | 107,658 -                            | 108,336 -             | 57,137 -                          | 0                     | 0                     |
| 35-825-000-0000-5006  | Delinquent Taxes-Real & Personal       | 580 -                                | 0                     | 443 -                             | 0                     | 0                     |
| 35-825-000-0000-5060  | Current Mobile Home Taxes              | 123 -                                | 0                     | 0                                 | 0                     | 0                     |
| 35-825-000-0000-5064  | Delinquent Taxes-Mobile Home           | 26 -                                 | 0                     | 14 -                              | 0                     | 0                     |
| 35-825-000-0000-5207  | PILT-Wildlife Management               | 66 -                                 | 0                     | 60 -                              | 0                     | 0                     |
| 35-825-000-0000-5208  | PILT-Gross Shelter Rent                | 116 -                                | 0                     | 97 -                              | 0                     | 0                     |
| 35-825-000-0000-5209  | PILT-30% Rental Reimbursement          | 1 -                                  | 0                     | 0                                 | 0                     | 0                     |
| 35-825-000-0000-5211  | Market Value Credit Aid                | 1,499 -                              | 1,386 -               | 752 -                             | 0                     | 0                     |
| 35-825-000-0000-5212  | Disparity Reduction Aid                | 96 -                                 | 0                     | 48 -                              | 0                     | 0                     |
| 35-825-000-0000-5301  | Federal Tax Credit (QECB Bonds)        | 37,169 -                             | 39,795 -              | 37,328 -                          | 39,795 -              | 39,795 -              |
| 35-825-000-0000-6783  | Debt Administrative Fees               | 1,750                                | 0                     | 4,450                             | 1,767                 | 1,767                 |
| 35-825-000-0000-6790  | Principal Payments                     | 0                                    | 99,615                | 0                                 | 99,615                | 99,615                |
| 35-825-000-0000-6791  | Interest Payments                      | 44,678                               | 44,677                | 44,678                            | 44,677                | 44,677                |
| 35-825-000-0000-6999  | Future Fund Balance-2012B QECB Bc      | 0                                    | 5,225                 | 0                                 | 0                     | 0                     |
| <b>Program 000</b>    | <b>Undesignated</b>                    | <b>Revenue 147,334 -</b>             | <b>149,517 -</b>      | <b>95,879 -</b>                   | <b>39,795 -</b>       | <b>39,795 -</b>       |
|                       |  | <b>Expend. 46,428</b>                | <b>149,517</b>        | <b>49,128</b>                     | <b>146,059</b>        | <b>146,059</b>        |
|                       |  | <b>Net 100,906 -</b>                 | <b>0</b>              | <b>46,751 -</b>                   | <b>106,264</b>        | <b>106,264</b>        |
| <b>Dept 825</b>       | <b>2012B Taxable G.O. Bonds (QECB)</b> | <b>Revenue 147,334 -</b>             | <b>149,517 -</b>      | <b>95,879 -</b>                   | <b>39,795 -</b>       | <b>39,795 -</b>       |
|                       |  | <b>Expend. 46,428</b>                | <b>149,517</b>        | <b>49,128</b>                     | <b>146,059</b>        | <b>146,059</b>        |
|                       |  | <b>Net 100,906 -</b>                 | <b>0</b>              | <b>46,751 -</b>                   | <b>106,264</b>        | <b>106,264</b>        |

# Goodhue County



## USER-SELECTED BUDGET REPORT

35 Fund Debt Service Fund

Report Basis: Cash

830 Dept 2015A G.O. Bonds CB & Other CIP

| <u>Account Number</u> |            | <u>Account Description</u>           | 2018<br><u>Actual</u><br>Mo. 01 - 12 | 2019<br><u>Budget</u> | 2019<br><u>YTD</u><br>Mo. 01 - 11 | 2020<br><u>Budget</u> | 2021<br><u>Budget</u> |                |
|-----------------------|------------|--------------------------------------|--------------------------------------|-----------------------|-----------------------------------|-----------------------|-----------------------|----------------|
| 35-830-000-0000-5001  |            | Current Real & Personal Property Tax | 507,001 -                            | 506,341 -             | 267,794 -                         | 0                     | 0                     |                |
| 35-830-000-0000-5006  |            | Delinquent Taxes-Real & Personal     | 2,516 -                              | 0                     | 2,105 -                           | 0                     | 0                     |                |
| 35-830-000-0000-5060  |            | Current Mobile Home Taxes            | 580 -                                | 0                     | 0                                 | 0                     | 0                     |                |
| 35-830-000-0000-5064  |            | Delinquent Taxes-Mobile Home         | 105 -                                | 0                     | 64 -                              | 0                     | 0                     |                |
| 35-830-000-0000-5207  |            | PILT-Wildlife Management             | 312 -                                | 0                     | 283 -                             | 0                     | 0                     |                |
| 35-830-000-0000-5208  |            | PILT-Gross Shelter Rent              | 546 -                                | 0                     | 453 -                             | 0                     | 0                     |                |
| 35-830-000-0000-5209  |            | PILT-30% Rental Reimbursement        | 7 -                                  | 0                     | 2 -                               | 0                     | 0                     |                |
| 35-830-000-0000-5211  |            | Market Value Credit Aid              | 7,134 -                              | 6,479 -               | 3,578 -                           | 0                     | 0                     |                |
| 35-830-000-0000-5212  |            | Disparity Reduction Aid              | 458 -                                | 0                     | 229 -                             | 0                     | 0                     |                |
| 35-830-000-0000-6783  |            | Debt Administrative Fees             | 1,300                                | 0                     | 500                               | 4,017                 | 4,017                 |                |
| 35-830-000-0000-6790  |            | Principal Payments                   | 180,000                              | 185,000               | 185,000                           | 185,000               | 185,000               |                |
| 35-830-000-0000-6791  |            | Interest Payments                    | 308,900                              | 305,250               | 305,250                           | 301,550               | 301,550               |                |
| 35-830-000-0000-6999  |            | Future Fund Balance-2015A CB & Oth   | 0                                    | 22,570                | 0                                 | 0                     | 0                     |                |
| <b>Program</b>        | <b>000</b> | Undesignated                         | <b>Revenue</b>                       | <b>518,659 -</b>      | <b>512,820 -</b>                  | <b>274,508 -</b>      | <b>0</b>              | <b>0</b>       |
|                       |            |                                      | <b>Expend.</b>                       | <b>490,200</b>        | <b>512,820</b>                    | <b>490,750</b>        | <b>490,567</b>        | <b>490,567</b> |
|                       |            |                                      | <b>Net</b>                           | <b>28,459 -</b>       | <b>0</b>                          | <b>216,242</b>        | <b>490,567</b>        | <b>490,567</b> |
| <b>Dept</b>           | <b>830</b> | 2015A G.O. Bonds CB & Other CIP      | <b>Revenue</b>                       | <b>518,659 -</b>      | <b>512,820 -</b>                  | <b>274,508 -</b>      | <b>0</b>              | <b>0</b>       |
|                       |            |                                      | <b>Expend.</b>                       | <b>490,200</b>        | <b>512,820</b>                    | <b>490,750</b>        | <b>490,567</b>        | <b>490,567</b> |
|                       |            |                                      | <b>Net</b>                           | <b>28,459 -</b>       | <b>0</b>                          | <b>216,242</b>        | <b>490,567</b>        | <b>490,567</b> |

ABENCK  
12/5/2019 8:30:47AM

# Goodhue County



## USER-SELECTED BUDGET REPORT

35 Fund Debt Service Fund

Report Basis: Cash

839 Dept Welch Sewer Project

| <u>Account Number</u> |            | <u>Account Description</u>  | 2018<br><u>Actual</u><br>Mo. 01 - 12 | 2019<br><u>Budget</u> | 2019<br><u>YTD</u><br>Mo. 01 - 11 | 2020<br><u>Budget</u> | 2021<br><u>Budget</u> |          |
|-----------------------|------------|-----------------------------|--------------------------------------|-----------------------|-----------------------------------|-----------------------|-----------------------|----------|
| 35-839-000-0000-5021  |            | Current Special Assessments | 1,201 -                              | 0                     | 12,772 -                          | 0                     | 0                     |          |
| 35-839-000-0000-6251  |            | Electricity                 | 174                                  | 0                     | 0                                 | 0                     | 0                     |          |
| 35-839-000-0000-6283  |            | Other Professional Fees     | 575                                  | 0                     | 0                                 | 0                     | 0                     |          |
| 35-839-000-0000-6783  |            | Debt Administrative Fees    | 51,995                               | 0                     | 12,772                            | 0                     | 0                     |          |
| 35-839-000-0000-6790  |            | Principal Payments          | 4,094                                | 0                     | 0                                 | 0                     | 0                     |          |
| 35-839-000-0000-6791  |            | Interest Payments           | 32                                   | 0                     | 0                                 | 0                     | 0                     |          |
| <b>Program</b>        | <b>000</b> | Undesignated                | <b>Revenue</b>                       | <b>1,201 -</b>        | <b>0</b>                          | <b>12,772 -</b>       | <b>0</b>              | <b>0</b> |
|                       |            |                             | <b>Expend.</b>                       | <b>56,870</b>         | <b>0</b>                          | <b>12,772</b>         | <b>0</b>              | <b>0</b> |
|                       |            |                             | <b>Net</b>                           | <b>55,669</b>         | <b>0</b>                          | <b>0</b>              | <b>0</b>              | <b>0</b> |
| <b>Dept</b>           | <b>839</b> | Welch Sewer Project         | <b>Revenue</b>                       | <b>1,201 -</b>        | <b>0</b>                          | <b>12,772 -</b>       | <b>0</b>              | <b>0</b> |
|                       |            |                             | <b>Expend.</b>                       | <b>56,870</b>         | <b>0</b>                          | <b>12,772</b>         | <b>0</b>              | <b>0</b> |
|                       |            |                             | <b>Net</b>                           | <b>55,669</b>         | <b>0</b>                          | <b>0</b>              | <b>0</b>              | <b>0</b> |

ABENCK  
12/5/2019 8:30:47AM

# Goodhue County



## USER-SELECTED BUDGET REPORT

35 Fund Debt Service Fund

Report Basis: Cash

840 Dept 2005B Jail Building-Refunding

| <u>Account Number</u> |            | <u>Account Description</u>       | 2018<br><u>Actual</u><br>Mo. 01 - 12 | 2019<br><u>Budget</u> | 2019<br><u>YTD</u><br>Mo. 01 - 11 | 2020<br><u>Budget</u> | 2021<br><u>Budget</u> |
|-----------------------|------------|----------------------------------|--------------------------------------|-----------------------|-----------------------------------|-----------------------|-----------------------|
| 35-840-000-0000-5006  |            | Delinquent Taxes-Real & Personal | 161 -                                | 0                     | 245 -                             | 0                     | 0                     |
| 35-840-000-0000-5064  |            | Delinquent Taxes-Mobile Home     | 112 -                                | 0                     | 0                                 | 0                     | 0                     |
| 35-840-000-0000-6783  |            | Debt Administrative Fees         | 2,600                                | 0                     | 0                                 | 0                     | 0                     |
| <b>Program</b>        | <b>000</b> | Undesignated                     | <b>Revenue 273 -</b>                 | <b>0</b>              | <b>245 -</b>                      | <b>0</b>              | <b>0</b>              |
|                       |            |                                  | <b>Expend. 2,600</b>                 | <b>0</b>              | <b>0</b>                          | <b>0</b>              | <b>0</b>              |
|                       |            |                                  | <b>Net 2,327</b>                     | <b>0</b>              | <b>245 -</b>                      | <b>0</b>              | <b>0</b>              |
| <b>Dept</b>           | <b>840</b> | 2005B Jail Building-Refunding    | <b>Revenue 273 -</b>                 | <b>0</b>              | <b>245 -</b>                      | <b>0</b>              | <b>0</b>              |
|                       |            |                                  | <b>Expend. 2,600</b>                 | <b>0</b>              | <b>0</b>                          | <b>0</b>              | <b>0</b>              |
|                       |            |                                  | <b>Net 2,327</b>                     | <b>0</b>              | <b>245 -</b>                      | <b>0</b>              | <b>0</b>              |

ABENCK  
12/5/2019 8:30:47AM

# Goodhue County



## USER-SELECTED BUDGET REPORT

35 Fund Debt Service Fund  
845 Dept 2020 Landfill

Report Basis: Cash

|                       |                                      |                |  | 2018        | 2019     | 2019        | 2020           | 2021           |
|-----------------------|--------------------------------------|----------------|--|-------------|----------|-------------|----------------|----------------|
|                       |                                      |                |  | Actual      | Budget   | YTD         | Budget         | Budget         |
|                       |                                      |                |  | Mo. 01 - 12 |          | Mo. 01 - 11 |                |                |
| <u>Account Number</u> | <u>Account Description</u>           |                |  |             |          |             |                |                |
| 35-845-000-0000-6783  | Debt Administrative Fees             |                |  | 0           | 0        | 0           | 100,000        | 30,000         |
| 35-845-000-0000-6790  | Principal Payments                   |                |  | 0           | 0        | 0           | 0              | 290,000        |
| 35-845-000-0000-6791  | Interest Payments                    |                |  | 0           | 0        | 0           | 0              | 63,561         |
| 35-845-000-0000-6999  | Future Fund Balance-Landfill Closure |                |  | 0           | 0        | 0           | 80,000         | 0              |
| <b>Program 000</b>    | Undesignated                         | <b>Revenue</b> |  | <b>0</b>    | <b>0</b> | <b>0</b>    | <b>0</b>       | <b>0</b>       |
|                       |                                      | <b>Expend.</b> |  | <b>0</b>    | <b>0</b> | <b>0</b>    | <b>180,000</b> | <b>383,561</b> |
|                       |                                      | <b>Net</b>     |  | <b>0</b>    | <b>0</b> | <b>0</b>    | <b>180,000</b> | <b>383,561</b> |
| <b>Dept 845</b>       | 2020 Landfill                        | <b>Revenue</b> |  | <b>0</b>    | <b>0</b> | <b>0</b>    | <b>0</b>       | <b>0</b>       |
|                       |                                      | <b>Expend.</b> |  | <b>0</b>    | <b>0</b> | <b>0</b>    | <b>180,000</b> | <b>383,561</b> |
|                       |                                      | <b>Net</b>     |  | <b>0</b>    | <b>0</b> | <b>0</b>    | <b>180,000</b> | <b>383,561</b> |

ABENCK  
12/5/2019 8:30:47AM

# Goodhue County



## USER-SELECTED BUDGET REPORT

Report Basis: Cash

|                       |                                  |                        | 2018           | 2019               | 2019               | 2020               | 2021             |
|-----------------------|----------------------------------|------------------------|----------------|--------------------|--------------------|--------------------|------------------|
|                       |                                  |                        | Actual         | Budget             | YTD                | Budget             | Budget           |
|                       |                                  |                        | Mo. 01 - 12    |                    | Mo. 01 - 11        |                    |                  |
| <u>Account Number</u> | <u>Account Description</u>       |                        |                |                    |                    |                    |                  |
| 35-899-000-0000-5949  | Use of Fund Balance-Deb Residual |                        | 0              | 0                  | 0                  | 375,000 -          | 375,000 -        |
| 35-899-000-0000-6998  | Transfers Out - Inter Fund       |                        | 0              | 0                  | 0                  | 375,000            | 375,000          |
| <b>Program</b>        | <b>000</b>                       | Undesignated           | <b>Revenue</b> | <b>0</b>           | <b>0</b>           | <b>375,000 -</b>   | <b>375,000 -</b> |
|                       |                                  |                        | <b>Expend.</b> | <b>0</b>           | <b>0</b>           | <b>375,000</b>     | <b>375,000</b>   |
|                       |                                  |                        | <b>Net</b>     | <b>0</b>           | <b>0</b>           | <b>0</b>           | <b>0</b>         |
| <b>Dept</b>           | <b>899</b>                       | Debt Residual Balances | <b>Revenue</b> | <b>0</b>           | <b>0</b>           | <b>375,000 -</b>   | <b>375,000 -</b> |
|                       |                                  |                        | <b>Expend.</b> | <b>0</b>           | <b>0</b>           | <b>375,000</b>     | <b>375,000</b>   |
|                       |                                  |                        | <b>Net</b>     | <b>0</b>           | <b>0</b>           | <b>0</b>           | <b>0</b>         |
| <b>Fund</b>           | <b>35</b>                        | Debt Service Fund      | <b>Revenue</b> | <b>2,025,148 -</b> | <b>2,015,294 -</b> | <b>1,107,422 -</b> | <b>414,795 -</b> |
|                       |                                  |                        | <b>Expend.</b> | <b>1,874,851</b>   | <b>2,015,294</b>   | <b>1,838,017</b>   | <b>2,471,861</b> |
|                       |                                  |                        | <b>Net</b>     | <b>150,297 -</b>   | <b>0</b>           | <b>730,595</b>     | <b>2,260,627</b> |

# Goodhue County



## USER-SELECTED BUDGET REPORT

61 Fund Waste Management Facilities

Report Basis: Cash

390 Dept Waste Management Administrative

| <u>Account Number</u> | <u>Account Description</u>           | 2018<br><u>Actual</u><br>Mo. 01 - 12 | 2019<br><u>Budget</u> | 2019<br><u>YTD</u><br>Mo. 01 - 11 | 2020<br><u>Budget</u> | 2021<br><u>Budget</u> |
|-----------------------|--------------------------------------|--------------------------------------|-----------------------|-----------------------------------|-----------------------|-----------------------|
| 61-390-000-0000-5001  | Current Real & Personal Property Tax | 366,990 -                            | 392,988 -             | 207,767 -                         | 0                     | 0                     |
| 61-390-000-0000-5006  | Delinquent Taxes-Real & Personal     | 1,893 -                              | 0                     | 1,563 -                           | 0                     | 0                     |
| 61-390-000-0000-5060  | Current Mobile Home Taxes            | 420 -                                | 0                     | 0                                 | 0                     | 0                     |
| 61-390-000-0000-5064  | Delinquent Taxes-Mobile Home         | 105 -                                | 0                     | 46 -                              | 0                     | 0                     |
| 61-390-000-0000-5207  | PILT-Wildlife Management             | 226 -                                | 0                     | 219 -                             | 0                     | 0                     |
| 61-390-000-0000-5208  | PILT-Gross Shelter Rent              | 395 -                                | 0                     | 351 -                             | 0                     | 0                     |
| 61-390-000-0000-5209  | PILT-30% Rental Reimbursement        | 5 -                                  | 0                     | 1 -                               | 0                     | 0                     |
| 61-390-000-0000-5211  | Market Value Credit Aid              | 5,135 -                              | 5,029 -               | 2,575 -                           | 0                     | 0                     |
| 61-390-000-0000-5212  | Disparity Reduction Aid              | 329 -                                | 0                     | 165 -                             | 0                     | 0                     |
| 61-390-000-0000-6332  | Swac Committee Expenses              | 0                                    | 58                    | 0                                 | 58                    | 58                    |
| <b>Program 000</b>    | Undesignated                         |                                      |                       |                                   |                       |                       |
|                       | <b>Revenue</b>                       | <b>375,498 -</b>                     | <b>398,017 -</b>      | <b>212,687 -</b>                  | <b>0</b>              | <b>0</b>              |
|                       | <b>Expend.</b>                       | <b>0</b>                             | <b>58</b>             | <b>0</b>                          | <b>58</b>             | <b>58</b>             |
|                       | <b>Net</b>                           | <b>375,498 -</b>                     | <b>397,959 -</b>      | <b>212,687 -</b>                  | <b>58</b>             | <b>58</b>             |
| <b>Dept 390</b>       | Waste Management Administrative      |                                      |                       |                                   |                       |                       |
|                       | <b>Revenue</b>                       | <b>375,498 -</b>                     | <b>398,017 -</b>      | <b>212,687 -</b>                  | <b>0</b>              | <b>0</b>              |
|                       | <b>Expend.</b>                       | <b>0</b>                             | <b>58</b>             | <b>0</b>                          | <b>58</b>             | <b>58</b>             |
|                       | <b>Net</b>                           | <b>375,498 -</b>                     | <b>397,959 -</b>      | <b>212,687 -</b>                  | <b>58</b>             | <b>58</b>             |



# Goodhue County



## USER-SELECTED BUDGET REPORT

61 Fund Waste Management Facilities  
392 Dept Solid Waste Management

Report Basis: Cash

|                            |                                   | 2018               | 2019          | 2019               | 2020          | 2021          |
|----------------------------|-----------------------------------|--------------------|---------------|--------------------|---------------|---------------|
|                            |                                   | Actual             | Budget        | YTD                | Budget        | Budget        |
| <u>Account Number</u>      |                                   | <u>Mo. 01 - 12</u> |               | <u>Mo. 01 - 11</u> |               |               |
| <u>Account Description</u> |                                   |                    |               |                    |               |               |
| 61-392-000-0000-5947       | Transfers In                      | 376 -              | 0             | 0                  | 0             | 0             |
| 61-392-000-0000-5948       | Transfers In - Inter Fund         | 0                  | 200 -         | 0                  | 500 -         | 500 -         |
| 61-392-000-0000-6101       | Salaries & Wages - Permanent      | 42,777             | 39,731        | 39,603             | 36,666        | 36,666        |
| 61-392-000-0000-6104       | Salaries & Wages - Overtime       | 4,404              | 0             | 2,939              | 2,500         | 2,500         |
| 61-392-000-0000-6152       | HSA Contribution                  | 1,890              | 1,620         | 1,745              | 1,680         | 1,680         |
| 61-392-000-0000-6153       | Family Insurance Supplement       | 12,111             | 12,254        | 13,105             | 12,732        | 14,005        |
| 61-392-000-0000-6154       | Life Insurance                    | 44                 | 37            | 40                 | 37            | 37            |
| 61-392-000-0000-6161       | PERA                              | 3,539              | 2,980         | 3,191              | 2,750         | 2,750         |
| 61-392-000-0000-6171       | FICA                              | 2,558              | 2,463         | 2,211              | 2,273         | 2,273         |
| 61-392-000-0000-6173       | Workmans Compensation             | 2,699              | 104           | 101                | 99            | 104           |
| 61-392-000-0000-6174       | Mandatory Medicare                | 598                | 576           | 517                | 532           | 532           |
| 61-392-000-0000-6357       | Conferences/Schools/Workshops     | 400                | 500           | 410                | 500           | 500           |
| 61-392-000-0000-6417       | Safety Materials                  | 120                | 150           | 83                 | 150           | 150           |
| 61-392-000-0000-6480       | Equipment/Furniture<\$5,000       | 0                  | 200           | 0                  | 200           | 200           |
| <b>Program</b>             | <b>000</b> Undesignated           | <b>Revenue</b>     | <b>376 -</b>  | <b>200 -</b>       | <b>0</b>      | <b>500 -</b>  |
|                            |                                   | <b>Expend.</b>     | <b>71,140</b> | <b>60,615</b>      | <b>63,945</b> | <b>60,119</b> |
|                            |                                   | <b>Net</b>         | <b>70,764</b> | <b>60,415</b>      | <b>63,945</b> | <b>59,619</b> |
| <b>Dept</b>                | <b>392</b> Solid Waste Management | <b>Revenue</b>     | <b>376 -</b>  | <b>200 -</b>       | <b>0</b>      | <b>500 -</b>  |
|                            |                                   | <b>Expend.</b>     | <b>71,140</b> | <b>60,615</b>      | <b>63,945</b> | <b>60,119</b> |
|                            |                                   | <b>Net</b>         | <b>70,764</b> | <b>60,415</b>      | <b>63,945</b> | <b>60,897</b> |

# Goodhue County



## USER-SELECTED BUDGET REPORT

61 Fund Waste Management Facilities

Report Basis: Cash

397 Dept Landfill

| <u>Account Number</u> | <u>Account Description</u>        | 2018<br><u>Actual</u><br>Mo. 01 - 12 | 2019<br><u>Budget</u> | 2019<br><u>YTD</u><br>Mo. 01 - 11 | 2020<br><u>Budget</u> | 2021<br><u>Budget</u> |
|-----------------------|-----------------------------------|--------------------------------------|-----------------------|-----------------------------------|-----------------------|-----------------------|
| 61-397-000-0000-5150  | Solid Waste Collector Licenses    | 5,301 -                              | 5,000 -               | 5,201 -                           | 5,000 -               | 5,000 -               |
| 61-397-000-0000-5480  | Landfill Fees                     | 59,599 -                             | 45,000 -              | 63,018 -                          | 45,000 -              | 45,000 -              |
| 61-397-000-0000-5710  | Interest                          | 330 -                                | 330 -                 | 0                                 | 330 -                 | 330 -                 |
| 61-397-000-0000-5936  | Sale Of Scrap Metal               | 4,735 -                              | 3,000 -               | 3,131 -                           | 3,000 -               | 3,000 -               |
| 61-397-000-0000-6241  | Advertising                       | 392                                  | 1,000                 | 1,037                             | 1,000                 | 1,000                 |
| 61-397-000-0000-6245  | State/Registration/License/Permit | 415                                  | 430                   | 400                               | 430                   | 430                   |
| 61-397-000-0000-6258  | Electronics Disposal              | 12,042                               | 8,000                 | 8,880                             | 8,000                 | 8,000                 |
| 61-397-000-0000-6283  | Water Monitoring/Well Permits     | 52,721                               | 75,000                | 56,160                            | 75,000                | 75,000                |
| 61-397-000-0000-6306  | Landfill Site Maint               | 13                                   | 5,000                 | 3,641                             | 5,000                 | 5,000                 |
| 61-397-000-0000-6342  | Land Lease                        | 6,600                                | 6,600                 | 6,600                             | 6,600                 | 6,600                 |
| 61-397-000-0000-6343  | Machinery & Equipment Rental      | 12,995                               | 10,000                | 17,200                            | 10,000                | 13,000                |
| 61-397-000-0000-6349  | Contract Operations               | 37,240                               | 39,000                | 35,000                            | 39,000                | 39,000                |
| 61-397-000-0000-6351  | Insurance                         | 6,214                                | 6,295                 | 3,253                             | 6,827                 | 6,295                 |
| 61-397-000-0000-6357  | Conferences/Schools               | 240                                  | 480                   | 30                                | 480                   | 480                   |
| 61-397-000-0000-6401  | Printing Services                 | 900                                  | 350                   | 340                               | 350                   | 350                   |
| 61-397-000-0000-6508  | Misc Site Supplies & Materials    | 0                                    | 0                     | 124                               | 0                     | 0                     |
| 61-397-000-0000-6835  | Closure Expenses-Letter Of Credit | 14,925                               | 16,000                | 21,375                            | 21,375                | 21,375                |
| 61-397-000-0000-6839  | Misc Disposal                     | 31,217                               | 19,000                | 32,487                            | 19,000                | 19,000                |
| 61-397-000-0000-6840  | Tire Disposal                     | 1,914                                | 4,000                 | 1,725                             | 4,000                 | 4,000                 |
| 61-397-000-0000-6841  | Appliance Disposal                | 1,574                                | 2,000                 | 2,064                             | 2,000                 | 2,000                 |
| <b>Program 000</b>    | Undesignated                      | <b>Revenue 69,965 -</b>              | <b>53,330 -</b>       | <b>71,350 -</b>                   | <b>53,330 -</b>       | <b>53,330 -</b>       |
|                       |                                   | <b>Expend. 179,402</b>               | <b>193,155</b>        | <b>190,316</b>                    | <b>199,062</b>        | <b>201,530</b>        |
|                       |                                   | <b>Net 109,437</b>                   | <b>139,825</b>        | <b>118,966</b>                    | <b>145,732</b>        | <b>148,200</b>        |
| 61-397-191-0000-5950  | Bond Proceeds                     | 0                                    | 0                     | 0                                 | 3,000,000 -           | 0                     |
| 61-397-191-0000-6259  | Landfill Closure                  | 0                                    | 0                     | 0                                 | 3,000,000             | 0                     |
| <b>Program 191</b>    | Landfill Closure                  | <b>Revenue 0</b>                     | <b>0</b>              | <b>0</b>                          | <b>3,000,000 -</b>    | <b>0</b>              |
|                       |                                   | <b>Expend. 0</b>                     | <b>0</b>              | <b>0</b>                          | <b>3,000,000</b>      | <b>0</b>              |
|                       |                                   | <b>Net 0</b>                         | <b>0</b>              | <b>0</b>                          | <b>0</b>              | <b>0</b>              |
| <b>Dept 397</b>       | Landfill                          | <b>Revenue 69,965 -</b>              | <b>53,330 -</b>       | <b>71,350 -</b>                   | <b>3,053,330 -</b>    | <b>53,330 -</b>       |
|                       |                                   | <b>Expend. 179,402</b>               | <b>193,155</b>        | <b>190,316</b>                    | <b>3,199,062</b>      | <b>201,530</b>        |
|                       |                                   | <b>Net 109,437</b>                   | <b>139,825</b>        | <b>118,966</b>                    | <b>145,732</b>        | <b>148,200</b>        |

## USER-SELECTED BUDGET REPORT

61 Fund Waste Management Facilities  
398 Dept Recycling Center

Report Basis: Cash

| <u>Account Number</u> | <u>Account Description</u>            | 2018<br><u>Actual</u><br>Mo. 01 - 12 | 2019<br><u>Budget</u> | 2019<br><u>YTD</u><br>Mo. 01 - 11 | 2020<br><u>Budget</u> | 2021<br><u>Budget</u> |
|-----------------------|---------------------------------------|--------------------------------------|-----------------------|-----------------------------------|-----------------------|-----------------------|
| 61-398-000-0000-5480  | Other Charges For Services            | 250 -                                | 0                     | 300 -                             | 0                     | 0                     |
| 61-398-000-0000-5810  | Rental Income-Recycling Center        | 6,277 -                              | 6,100 -               | 5,676 -                           | 6,100 -               | 6,100 -               |
| 61-398-000-0000-5936  | Sale Of Recycled Aluminum & Tin       | 35,909 -                             | 19,000 -              | 7,552 -                           | 13,000 -              | 13,000 -              |
| 61-398-000-0000-5937  | Sale Of Recycled Glass                | 7,016 -                              | 7,000 -               | 5,895 -                           | 7,000 -               | 7,000 -               |
| 61-398-000-0000-5938  | Sale Of Recycled Plastics             | 20,532 -                             | 10,000 -              | 9,113 -                           | 10,000 -              | 10,000 -              |
| 61-398-000-0000-5940  | Sale Of Recycled Newspaper & Cardb    | 69,759 -                             | 85,000 -              | 38,029 -                          | 50,000 -              | 50,000 -              |
| 61-398-000-0000-5942  | Sale Of Miscellaneous Recyclable      | 4,706 -                              | 5,400 -               | 4,902 -                           | 5,400 -               | 5,400 -               |
| 61-398-000-0000-6101  | Salaries & Wages - Permanent          | 211,343                              | 197,617               | 197,599                           | 197,358               | 207,593               |
| 61-398-000-0000-6103  | Salaries & Wages-Part Time w/o Bene   | 11,304                               | 0                     | 9,671                             | 0                     | 0                     |
| 61-398-000-0000-6104  | Salaries & Wages - Overtime           | 6,500                                | 6,000                 | 8,335                             | 6,000                 | 6,000                 |
| 61-398-000-0000-6151  | Group Health Insurance                | 23,612                               | 25,078                | 25,542                            | 16,405                | 18,046                |
| 61-398-000-0000-6152  | HSA Contribution                      | 2,700                                | 3,645                 | 2,492                             | 5,180                 | 5,180                 |
| 61-398-000-0000-6153  | Family Insurance Supplement           | 0                                    | 0                     | 0                                 | 21,219                | 23,341                |
| 61-398-000-0000-6154  | Life Insurance                        | 250                                  | 231                   | 229                               | 231                   | 231                   |
| 61-398-000-0000-6161  | PERA                                  | 16,317                               | 15,271                | 15,425                            | 15,252                | 16,020                |
| 61-398-000-0000-6171  | FICA                                  | 13,906                               | 12,624                | 13,029                            | 12,608                | 13,243                |
| 61-398-000-0000-6173  | Workmans Compensation                 | 428                                  | 2,421                 | 3,523                             | 4,268                 | 2,421                 |
| 61-398-000-0000-6174  | Mandatory Medicare                    | 3,252                                | 2,952                 | 3,047                             | 2,949                 | 3,097                 |
| 61-398-000-0000-6209  | Internet                              | 1,802                                | 1,700                 | 1,657                             | 1,700                 | 1,700                 |
| 61-398-000-0000-6241  | Advertising                           | 104                                  | 0                     | 635                               | 0                     | 0                     |
| 61-398-000-0000-6253  | Water & Sewer                         | 1,674                                | 2,200                 | 1,432                             | 2,200                 | 2,200                 |
| 61-398-000-0000-6283  | Other Professional Fees               | 260                                  | 200                   | 11,618                            | 200                   | 200                   |
| 61-398-000-0000-6291  | Employee Drug & Alcohol Testing       | 0                                    | 120                   | 0                                 | 120                   | 120                   |
| 61-398-000-0000-6303  | Vehicle Maintenance                   | 1,400                                | 500                   | 0                                 | 500                   | 500                   |
| 61-398-000-0000-6304  | Other Machinery & Equipment Maint     | 624                                  | 1,000                 | 1,066                             | 1,000                 | 1,000                 |
| 61-398-000-0000-6305  | Building Maintenance                  | 13,997                               | 11,000                | 2,907                             | 11,000                | 11,000                |
| 61-398-000-0000-6306  | Grounds Maintenance                   | 507                                  | 1,600                 | 772                               | 1,600                 | 1,600                 |
| 61-398-000-0000-6307  | Uniform Maintenance                   | 1,742                                | 1,800                 | 2,944                             | 3,400                 | 3,400                 |
| 61-398-000-0000-6309  | Other-Vehicle or Boat License & Title | 128                                  | 0                     | 0                                 | 128                   | 128                   |
| 61-398-000-0000-6343  | Machinery & Equipment Rental          | 365                                  | 0                     | 0                                 | 0                     | 0                     |
| 61-398-000-0000-6351  | Insurance                             | 1,175                                | 1,176                 | 4,449                             | 1,275                 | 1,176                 |
| 61-398-000-0000-6357  | Conferences/Schools                   | 330                                  | 1,200                 | 395                               | 1,200                 | 1,200                 |
| 61-398-000-0000-6402  | Paper/Toner/Inkjet Cartridges         | 0                                    | 50                    | 0                                 | 50                    | 50                    |
| 61-398-000-0000-6405  | Office Supplies                       | 26                                   | 100                   | 44                                | 100                   | 100                   |
| 61-398-000-0000-6411  | Bldg/Grounds Supplies & Materials     | 1,533                                | 2,500                 | 1,575                             | 2,500                 | 2,500                 |
| 61-398-000-0000-6414  | Food & Beverages                      | 65                                   | 0                     | 80                                | 0                     | 0                     |

## USER-SELECTED BUDGET REPORT

61 Fund Waste Management Facilities  
398 Dept Recycling Center

Report Basis: Cash

| <u>Account Number</u> | <u>Account Description</u>          | 2018<br><u>Actual</u><br>Mo. 01 - 12 | 2019<br><u>Budget</u> | 2019<br><u>YTD</u><br>Mo. 01 - 11 | 2020<br><u>Budget</u> | 2021<br><u>Budget</u> |
|-----------------------|-------------------------------------|--------------------------------------|-----------------------|-----------------------------------|-----------------------|-----------------------|
| 61-398-000-0000-6417  | Safety Materials                    | 420                                  | 900                   | 569                               | 900                   | 900                   |
| 61-398-000-0000-6418  | Processing Supplies                 | 3,452                                | 0                     | 4,077                             | 3,300                 | 3,300                 |
| 61-398-000-0000-6420  | Other General Supplies              | 455                                  | 1,200                 | 1,727                             | 1,200                 | 1,200                 |
| 61-398-000-0000-6432  | Other Furniture & Equipment         | 0                                    | 2,000                 | 725                               | 2,000                 | 2,000                 |
| 61-398-000-0000-6480  | Equipment/Furniture<\$5,000         | 3,092                                | 0                     | 213                               | 0                     | 0                     |
| 61-398-000-0000-6561  | Motor Oil & Lubricants              | 960                                  | 900                   | 366                               | 900                   | 900                   |
| 61-398-000-0000-6562  | Truck & Pick Up Parts               | 2,204                                | 0                     | 1,757                             | 0                     | 0                     |
| 61-398-000-0000-6563  | Equipment Repair Parts              | 602                                  | 1,500                 | 2,126                             | 1,500                 | 1,500                 |
| 61-398-000-0000-6565  | Diesel Fuel                         | 16,826                               | 0                     | 11,405                            | 0                     | 0                     |
| 61-398-000-0000-6566  | Propane                             | 77 -                                 | 0                     | 78 -                              | 0                     | 0                     |
| 61-398-000-0000-6567  | Gasoline (Unleaded)                 | 592                                  | 500                   | 418                               | 500                   | 500                   |
| 61-398-000-0000-6569  | Small Tools & Equipment             | 43                                   | 1,000                 | 194                               | 1,000                 | 1,000                 |
| 61-398-000-0000-6575  | Tires                               | 4,343                                | 0                     | 3,899                             | 0                     | 0                     |
| <b>Program 000</b>    | Undesignated                        | <b>Revenue 144,449 -</b>             | <b>132,500 -</b>      | <b>71,467 -</b>                   | <b>91,500 -</b>       | <b>91,500 -</b>       |
|                       |                                     | <b>Expend. 348,256</b>               | <b>298,985</b>        | <b>335,864</b>                    | <b>319,743</b>        | <b>333,346</b>        |
|                       |                                     | <b>Net 203,807</b>                   | <b>166,485</b>        | <b>264,397</b>                    | <b>228,243</b>        | <b>241,846</b>        |
| 61-398-192-0000-5274  | MN Dept of Environmental Asst-SCOR  | 92,412 -                             | 91,812 -              | 92,643 -                          | 91,812 -              | 91,812 -              |
| 61-398-192-0000-6101  | Salaries & Wages-Permanent          | 0                                    | 20,336                | 0                                 | 20,898                | 21,422                |
| 61-398-192-0000-6103  | Salaries & Wages-Part Time w/o Bene | 0                                    | 7,800                 | 0                                 | 7,800                 | 7,800                 |
| 61-398-192-0000-6151  | Group Health Insurance              | 0                                    | 2,786                 | 0                                 | 2,895                 | 3,185                 |
| 61-398-192-0000-6152  | HSA Contribution                    | 0                                    | 405                   | 0                                 | 420                   | 420                   |
| 61-398-192-0000-6154  | Life Insurance                      | 0                                    | 19                    | 0                                 | 19                    | 19                    |
| 61-398-192-0000-6161  | PERA                                | 0                                    | 1,525                 | 0                                 | 1,563                 | 1,607                 |
| 61-398-192-0000-6171  | FICA                                | 0                                    | 1,744                 | 0                                 | 1,779                 | 1,812                 |
| 61-398-192-0000-6174  | Mandatory Medicare                  | 0                                    | 408                   | 0                                 | 416                   | 424                   |
| 61-398-192-0000-6205  | Freight                             | 511                                  | 0                     | 0                                 | 0                     | 0                     |
| 61-398-192-0000-6251  | Electric                            | 10,714                               | 9,900                 | 8,863                             | 9,900                 | 9,900                 |
| 61-398-192-0000-6252  | Natural Gas                         | 9,644                                | 9,000                 | 7,470                             | 9,000                 | 9,000                 |
| 61-398-192-0000-6418  | Processing Supplies                 | 0                                    | 3,216                 | 0                                 | 3,216                 | 3,216                 |
| 61-398-192-0000-6480  | Equipment/Furniture<\$5,000         | 0                                    | 0                     | 3,350                             | 0                     | 0                     |
| 61-398-192-0000-6562  | Truck & Pick Up Parts               | 0                                    | 2,400                 | 0                                 | 2,400                 | 2,400                 |
| 61-398-192-0000-6565  | Diesel Fuel                         | 0                                    | 12,000                | 0                                 | 12,000                | 12,000                |
| 61-398-192-0000-6566  | Propane (Lp)                        | 4,613                                | 4,400                 | 4,468                             | 4,400                 | 4,400                 |
| 61-398-192-0000-6575  | Tires                               | 0                                    | 2,000                 | 0                                 | 2,000                 | 2,000                 |
| 61-398-192-0000-6839  | Misc Disposal Costs                 | 11,749                               | 11,500                | 9,057                             | 11,500                | 11,500                |

ABENCK  
12/5/2019 8:30:47AM

# Goodhue County



## USER-SELECTED BUDGET REPORT

61 Fund Waste Management Facilities  
398 Dept Recycling Center

Report Basis: Cash

|   |                             | 2018                     | 2019             | 2019             | 2020             | 2021             |
|---|-----------------------------|--------------------------|------------------|------------------|------------------|------------------|
|   |                             | Actual                   | Budget           | YTD              | Budget           | Budget           |
|   |                             | Mo. 01 - 12              |                  | Mo. 01 - 11      |                  |                  |
| 61-398-192-0000-6841 Appliance Disposal |                             | 0                        | 2,373            | 0                | 2,373            | 2,373            |
| <b>Program</b>                          | <b>192 SCORE</b>            | <b>Revenue 92,412 -</b>  | <b>91,812 -</b>  | <b>92,643 -</b>  | <b>91,812 -</b>  | <b>91,812 -</b>  |
|   |                             | <b>Expend. 37,231</b>    | <b>91,812</b>    | <b>33,208</b>    | <b>92,579</b>    | <b>93,478</b>    |
|   |                             | <b>Net 55,181 -</b>      | <b>0</b>         | <b>59,435 -</b>  | <b>767</b>       | <b>1,666</b>     |
| <b>Dept</b>                             | <b>398 Recycling Center</b> | <b>Revenue 236,861 -</b> | <b>224,312 -</b> | <b>164,110 -</b> | <b>183,312 -</b> | <b>183,312 -</b> |
|   |                             | <b>Expend. 385,487</b>   | <b>390,797</b>   | <b>369,072</b>   | <b>412,322</b>   | <b>426,824</b>   |
|   |                             | <b>Net 148,626</b>       | <b>166,485</b>   | <b>204,962</b>   | <b>229,010</b>   | <b>243,512</b>   |

## USER-SELECTED BUDGET REPORT

61 Fund Waste Management Facilities  
399 Dept Household Hazardous Waste

Report Basis: Cash

| <u>Account Number</u> | <u>Account Description</u>            | 2018<br><u>Actual</u><br>Mo. 01 - 12 | 2019<br><u>Budget</u> | 2019<br><u>YTD</u><br>Mo. 01 - 11 | 2020<br><u>Budget</u> | 2021<br><u>Budget</u> |                 |
|-----------------------|---------------------------------------|--------------------------------------|-----------------------|-----------------------------------|-----------------------|-----------------------|-----------------|
| 61-399-000-0000-5272  | MN Dept of Pollution Control Olmsted  | 4,183 -                              | 6,200 -               | 0                                 | 6,200 -               | 6,200 -               |                 |
| 61-399-000-0000-5480  | Other Charges-Bulb Disposal           | 3,380 -                              | 4,700 -               | 4,402 -                           | 4,700 -               | 4,700 -               |                 |
| 61-399-000-0000-5852  | Cost Reimbursements                   | 57,541 -                             | 4,500 -               | 12,842 -                          | 24,000 -              | 24,000 -              |                 |
| 61-399-000-0000-5859  | HHW Salvage Revenue                   | 0                                    | 0                     | 1,201 -                           | 0                     | 0                     |                 |
| 61-399-000-0000-6101  | Salaries & Wages - Permanent          | 18,333                               | 26,487                | 16,973                            | 24,444                | 24,444                |                 |
| 61-399-000-0000-6104  | Salaries & Wages - Overtime           | 1,887                                | 0                     | 1,260                             | 2,000                 | 2,000                 |                 |
| 61-399-000-0000-6152  | HSA Contribution                      | 810                                  | 1,080                 | 747                               | 1,120                 | 1,120                 |                 |
| 61-399-000-0000-6153  | Family Insurance Supplement           | 5,190                                | 8,169                 | 5,616                             | 8,488                 | 9,336                 |                 |
| 61-399-000-0000-6154  | Life Insurance                        | 19                                   | 25                    | 17                                | 25                    | 25                    |                 |
| 61-399-000-0000-6161  | PERA                                  | 1,516                                | 1,987                 | 1,367                             | 1,833                 | 1,833                 |                 |
| 61-399-000-0000-6171  | FICA                                  | 1,096                                | 1,642                 | 948                               | 1,516                 | 1,516                 |                 |
| 61-399-000-0000-6173  | Workmans Compensation                 | 12                                   | 64                    | 13                                | 135                   | 64                    |                 |
| 61-399-000-0000-6174  | Mandatory Medicare                    | 256                                  | 384                   | 222                               | 354                   | 354                   |                 |
| 61-399-000-0000-6203  | Postage                               | 686                                  | 700                   | 775                               | 700                   | 700                   |                 |
| 61-399-000-0000-6241  | Advertising                           | 2,407                                | 3,700                 | 3,441                             | 3,700                 | 3,700                 |                 |
| 61-399-000-0000-6291  | Employee Drug & Alcohol Testing       | 181                                  | 50                    | 0                                 | 50                    | 50                    |                 |
| 61-399-000-0000-6309  | Other-Vehicle or Boat License & Title | 32                                   | 0                     | 0                                 | 32                    | 32                    |                 |
| 61-399-000-0000-6351  | Insurance                             | 89                                   | 1,046                 | 92                                | 1,134                 | 1,046                 |                 |
| 61-399-000-0000-6357  | Conferences/Schools                   | 0                                    | 200                   | 0                                 | 200                   | 200                   |                 |
| 61-399-000-0000-6405  | Office Supplies                       | 171                                  | 250                   | 249                               | 250                   | 250                   |                 |
| 61-399-000-0000-6417  | Safety Materials                      | 0                                    | 50                    | 125                               | 150                   | 150                   |                 |
| 61-399-000-0000-6418  | Processing Supplies                   | 3,243                                | 300                   | 3,177                             | 2,300                 | 2,300                 |                 |
| 61-399-000-0000-6562  | Truck & Pick Up Parts                 | 0                                    | 500                   | 0                                 | 500                   | 500                   |                 |
| 61-399-000-0000-6563  | Heavy & Misc Equipment Repair Parts   | 76                                   | 0                     | 0                                 | 0                     | 0                     |                 |
| 61-399-000-0000-6565  | Diesel Fuel                           | 0                                    | 0                     | 119                               | 0                     | 0                     |                 |
| 61-399-000-0000-6567  | Gasoline (Unleaded)                   | 0                                    | 0                     | 26                                | 0                     | 0                     |                 |
| 61-399-000-0000-6838  | Hazardous Waste Disposal              | 686 -                                | 0                     | 151 -                             | 0                     | 0                     |                 |
| <b>Program 000</b>    | <b>Undesignated</b>                   | <b>Revenue</b>                       | <b>65,104 -</b>       | <b>15,400 -</b>                   | <b>18,445 -</b>       | <b>34,900 -</b>       | <b>34,900 -</b> |
|                       |                                       | <b>Expend.</b>                       | <b>35,318</b>         | <b>46,634</b>                     | <b>35,016</b>         | <b>48,931</b>         | <b>49,620</b>   |
|                       |                                       | <b>Net</b>                           | <b>29,786 -</b>       | <b>31,234</b>                     | <b>16,571</b>         | <b>14,031</b>         | <b>14,720</b>   |
| 61-399-192-0000-5274  | MN Dept of Environmental Asst-SCOR    | 39,605 -                             | 39,348 -              | 39,704 -                          | 39,348 -              | 39,348 -              |                 |
| 61-399-192-0000-6103  | Salaries & Wages-Part Time w/o Bene   | 6,133                                | 7,800                 | 12,389                            | 7,800                 | 7,800                 |                 |
| 61-399-192-0000-6104  | Salaries & Wages - Overtime           | 617                                  | 0                     | 322                               | 0                     | 0                     |                 |
| 61-399-192-0000-6171  | FICA                                  | 418                                  | 484                   | 788                               | 484                   | 484                   |                 |
| 61-399-192-0000-6174  | Mandatory Medicare                    | 98                                   | 113                   | 184                               | 113                   | 113                   |                 |

# Goodhue County



## USER-SELECTED BUDGET REPORT

61 Fund Waste Management Facilities  
399 Dept Household Hazardous Waste

Report Basis: Cash

|                       |                                    | 2018                        | 2019                | 2019                | 2020                | 2021                |
|-----------------------|------------------------------------|-----------------------------|---------------------|---------------------|---------------------|---------------------|
|                       |                                    | Actual                      | Budget              | YTD                 | Budget              | Budget              |
|                       |                                    | Mo. 01 - 12                 |                     | Mo. 01 - 11         |                     |                     |
| <u>Account Number</u> | <u>Account Description</u>         |                             |                     |                     |                     |                     |
| 61-399-192-0000-6241  | Advertising                        | 816                         | 191                 | 1,265               | 191                 | 191                 |
| 61-399-192-0000-6418  | Collection Supplies                | 0                           | 2,200               | 757                 | 2,200               | 2,200               |
| 61-399-192-0000-6480  | Equipment/Furniture<\$5,000        | 0                           | 0                   | 0                   | 3,500               | 3,500               |
| 61-399-192-0000-6565  | Diesel Fuel                        | 0                           | 1,000               | 0                   | 1,000               | 1,000               |
| 61-399-192-0000-6838  | Hazardous Waste Disposal           | 38,521                      | 22,910              | 38,084              | 39,000              | 39,000              |
| 61-399-192-0000-6839  | Residual Disposal                  | 3,811                       | 4,650               | 3,800               | 4,650               | 4,650               |
| <b>Program 192</b>    | <b>SCORE</b>                       | <b>Revenue 39,605 -</b>     | <b>39,348 -</b>     | <b>39,704 -</b>     | <b>39,348 -</b>     | <b>39,348 -</b>     |
|                       |                                    | <b>Expend. 50,414</b>       | <b>39,348</b>       | <b>57,589</b>       | <b>58,938</b>       | <b>58,938</b>       |
|                       |                                    | <b>Net 10,809</b>           | <b>0</b>            | <b>17,885</b>       | <b>19,590</b>       | <b>19,590</b>       |
| <b>Dept 399</b>       | <b>Household Hazardous Waste</b>   | <b>Revenue 104,709 -</b>    | <b>54,748 -</b>     | <b>58,149 -</b>     | <b>74,248 -</b>     | <b>74,248 -</b>     |
|                       |                                    | <b>Expend. 85,732</b>       | <b>85,982</b>       | <b>92,605</b>       | <b>107,869</b>      | <b>108,558</b>      |
|                       |                                    | <b>Net 18,977 -</b>         | <b>31,234</b>       | <b>34,456</b>       | <b>33,621</b>       | <b>34,310</b>       |
| <b>Fund 61</b>        | <b>Waste Management Facilities</b> | <b>Revenue 787,409 -</b>    | <b>730,607 -</b>    | <b>506,296 -</b>    | <b>3,311,390 -</b>  | <b>311,390 -</b>    |
|                       |                                    | <b>Expend. 721,761</b>      | <b>730,607</b>      | <b>715,938</b>      | <b>3,779,430</b>    | <b>798,367</b>      |
|                       |                                    | <b>Net 65,648 -</b>         | <b>0</b>            | <b>209,642</b>      | <b>468,040</b>      | <b>486,977</b>      |
| <b>Final Totals</b>   |                                    | <b>Revenue 62,871,187 -</b> | <b>66,993,132 -</b> | <b>48,422,553 -</b> | <b>44,402,957 -</b> | <b>36,613,844 -</b> |
|                       |                                    | <b>Expend. 59,679,268</b>   | <b>66,993,132</b>   | <b>57,625,952</b>   | <b>81,278,990</b>   | <b>76,351,383</b>   |
|                       |                                    | <b>Net 3,191,919 -</b>      | <b>0</b>            | <b>9,203,399</b>    | <b>36,876,033</b>   | <b>39,737,539</b>   |