



GOODHUE COUNTY MINNESOTA

TO EFFECTIVELY PROMOTE THE SAFETY, HEALTH, AND WELL-BEING OF OUR RESIDENTS

COMMITTEE OF THE WHOLE AGENDA
COUNTY BOARD ROOM
GOVERNMENT CENTER
RED WING, MN

JULY 21, 2020
10:30 A.M.

Virtual Meeting Notice

“Due to concerns surrounding the spread of COVID-19, it has been determined that in-person meetings or meetings conducted under Minn. Stat. 13D.02 a are not practical or prudent. Therefore, meetings that are governed by the Open Meeting Law will temporarily be conducted by telephone or other electronic means pursuant to Minn. Stat. 13D.021.”

“The Goodhue County Board of Commissioners will be conducting a Committee of the Whole Meeting pursuant to this section on July 7, 2020 at 10:30 a.m. in the County Board Room. The County Administrator and/or County Attorney will be present at the meeting location. All County Commissioners attending will appear by telephone or other electronic means. The public may monitor the meeting from a remote site by logging into <https://global.gotomeeting.com/join/644761997> or calling [1 877 568 4106](tel:18775684106) any time during the meeting.” Access Code: **644-761-997**

1. 2019 Financial Statement Audit

Documents:

[2019 Audit - Exit Presentation.pdf](#)



Goodhue County Finance & Taxpayer Services

509 W 5th St.
Red Wing, MN 55066

Phone (651) 385-3040
Fax (651) 267-4878
Office Hours: 8:00 am – 4:30 pm M-F
www.co.goodhue.mn.us

July 7, 2020

TO: Board of Commissioners – Committee of the Whole

FROM: Kelly Bolin, Finance Controller
Brian Anderson, Finance Director

RE: 2019 Financial Statements & Audit Results

PURPOSE

To formally present and discuss the financial results as presented in the Comprehensive Annual Financial Report and the audit of the results and information contained in that report. Doug Host, who is a Principal with CliftonLarsonAllen, will lead this presentation. The Finance Controller and Finance Director will also be available for questions.

BACKGROUND & DISCUSSION

On May 22, 2020, the County's auditors (CliftonLarsonAllen) issued their audit opinion for Goodhue County's financial statements for the year ended December 31, 2019. This opinion was *unmodified*, meaning that the financial statements and related notes and schedules were prepared in conformity with applicable accounting rules. The auditor's opinion does **not** offer judgment as to the financial health of the County.

The 2019 audited financial statements can be found on the County's website:
<https://www.co.goodhue.mn.us/894/Financial-Statements>

CliftonLarsonAllen also issued several other reports and communications, as required by professional accounting and auditing standards:

Report on Compliance and Internal Control over Federal Programs – This report has three distinct parts, one specific to federal programs (grants) and two related to overall financial activity in the County.

- **Federal Program Compliance:** Presentation of a schedule of expenditures of federal awards and an accompanying opinion that, based on testing performed, all expenditures are allowable and in compliance with applicable federal regulations for the County's major federal programs. The 2019 report opinion shows that the schedule of expenditures is fairly stated and that all compliance requirements were met for each major program.

GOODHUE COUNTY BOARD OF COMMISSIONERS

LINDA FLANDERS
1st District
1121 W. 4th Street
Red Wing, MN 55066

BRAD ANDERSON
2nd District
10679 375TH St. Way
Cannon Falls, MN 55009

BARNEY NESSETH
3rd District
41595 County 8 Blvd.
Zumbrota, MN 55992

JASON MAJERUS
4th District
39111 County 2 Blvd.
Goodhue, MN 55027

PAUL DROTOS
5th District
1825 Twin Bluff Road
Red Wing, MN 55066

- **Internal Control:** Discussion of auditor testing of internal controls as part of the federal compliance audit planning process and notes any material control weaknesses identified as part of that testing process. Only one weakness was noted for 2019, relating to segregation of duties around cash collections in a smaller county department. Management is determining if duties can be segregated if cost-beneficial, or if other appropriate measures can be implemented. Note: this report only notes if controls are working as intended; it does not address the overall effectiveness of internal controls, nor does it include a formal opinion on that effectiveness.
- **Report on Minnesota Legal Compliance:** Describes scope of compliance testing conducting as a regular part of the financial statement audit and information on any instances of noncompliance. This report for 2019 states that based on their testing, nothing came to the attention of the auditors that indicated the County did not comply with any state statutes or other regulations.

The auditors also issued a separate required communication addressed to the Board of Commissioners that discusses any significant audit findings, implementation of new significant accounting principles and other significant accounting estimates and financial statement elements, as well as any other issues that arose during the audit process. The 2019 letter states that there were no difficulties encountered during the audit, nor were there any material misstatements that were not corrected or otherwise addressed by management.

Financial Results Overview

The County's overall financial position as of December 31, 2019 remains stable as compared to December 31, 2018. The County received \$3.4M of new revenues under a new local option sales tax during 2019; these funds are being held for a large road construction project. Other ongoing revenues increased slightly over the past year, and the County remains focused on controlling expenditures and paying down debt. Available fund balances (categories other than Nonspendable and Restricted) are all at or above levels prescribed in the County's fund balance policy. Unassigned fund balance in the general fund at the end of 2019 was 52.3% of total 2020 budgeted general fund expenditures and transfers out.

Comprehensive Annual Financial Report

For the 2019 audit, the County prepared its second Comprehensive Annual Financial Report (CAFR). In addition to the normal audited financial statements, this report contains additional descriptive and non-financial information to help readers better assess the financial health and results of operations of the County. Both management and the auditors have performed a review of the CAFR for compliance with the Government Finance Officers Association (GFOA) Certificate of Achievement for Excellence in Financial Reporting Program. The County believes the 2019 CAFR meets the requirements for the program and has formally submitted the 2019 CAFR for award consideration. Participation in this program and receipt of the program award demonstrates to external stakeholders that the County is committed to sound management of its finances and operations and adheres to high standards of financial reporting and can give the County several economic advantages, including lower interest rates on debt issuances and better overall bond ratings.

ACTION REQUESTED

Formal approval is not required. Information is being presented for review and inquiry purposes only. A summary of this report and discussion will be brought before the board for formal review and approval at the July 21, 2020 meeting.

Goodhue County, Minnesota

WEALTH ADVISORY | OUTSOURCING | AUDIT, TAX, AND CONSULTING

Investment advisory services are offered through CliftonLarsonAllen Wealth Advisors, LLC, an SEC-registered investment advisor

Audit Presentation
Exit Conference
Year Ending December 31, 2019



Create Opportunities
We promise to know you and help you.

Agenda

- Required Communications
- Internal Control Communications
- Single Audit Communications
- Minnesota Legal Compliance Communications
- Financial Results
- Key Issues/Summary



Required Communications

- See separate letter to governance in accordance with Statements on Auditing Standards



Internal Control Communications

Material Weaknesses – deficiencies in internal control such that there is a reasonable possibility that a **material misstatement** would not be prevented or detected and corrected on a timely basis

- **Segregation of Duties – County Departments**



Internal Control Communications (Continued)

Significant Deficiencies - deficiencies in internal control that are **less severe than material weaknesses**, yet important enough to **merit attention by those charged with governance**

- None noted in 2019 audit



Federal Single Audit Communications

Current Year Significant Deficiencies and Compliance:

- **Medical Assistance: None noted in 2019 audit**

Prior Year Significant Deficiencies and Compliance Resolved in 2019:

- **Medical Assistance: Internal Review of Casefiles**
- **Medical Assistance: Eligibility Documentation over Assets**
- **Medical Assistance: Procurement, Suspension, and Debarment**



Minnesota Legal Compliance Communications

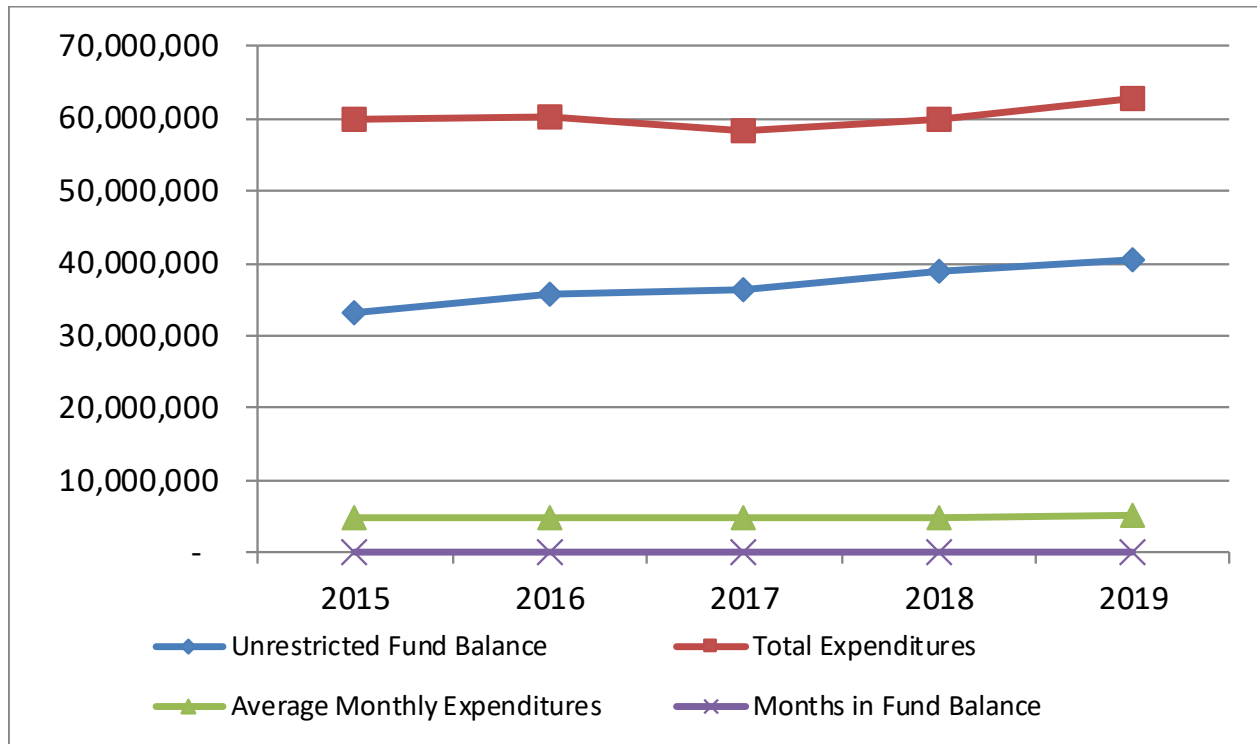
Auditors performed numerous audit procedures testing the County's compliance with applicable Minnesota Statutes, including the completion of a 25 page checklist of statutory requirements

- **No noncompliance noted in 2019 audit**



Financial Results

Months Expenditures in Fund Balance – All Governmental Funds

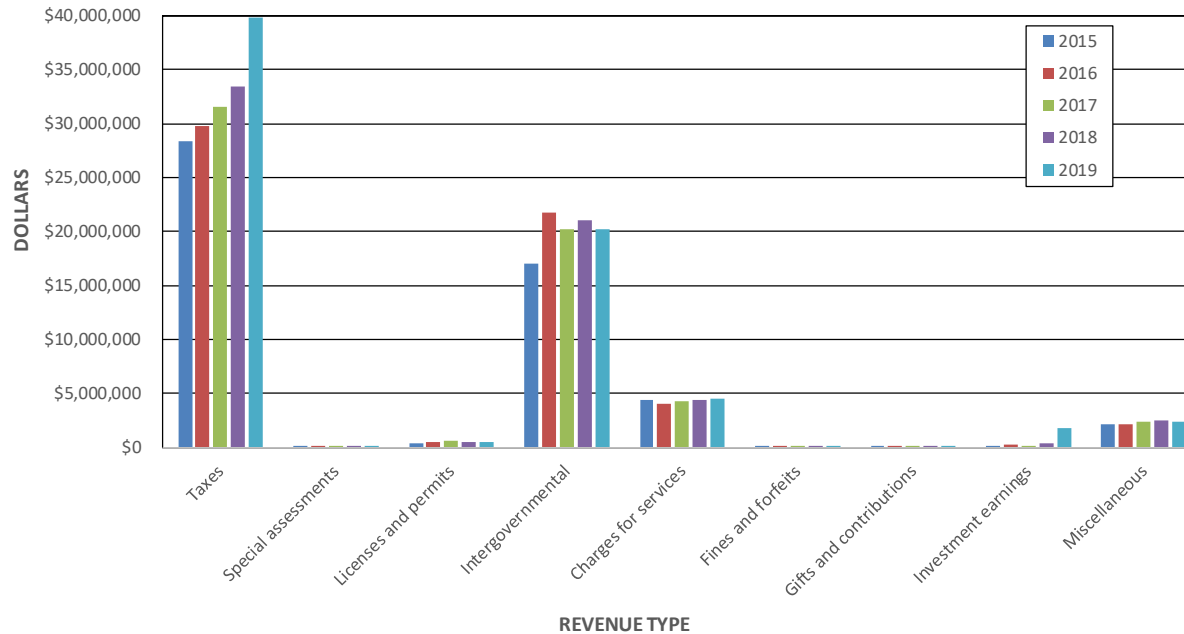


	Unrestricted Fund Balance	Total Expenditures	Average Monthly Expenditures	Months in Fund Balance
2015	33,292,003	59,982,134	4,998,511	6.66
2016	35,712,762	60,275,929	5,022,994	7.11
2017	36,289,523	58,355,980	4,862,998	7.46
2018	38,762,393	59,972,205	4,997,684	7.76
2019	42,543,830	62,713,355	5,226,113	8.14



Financial Results

Revenues – Governmental Funds

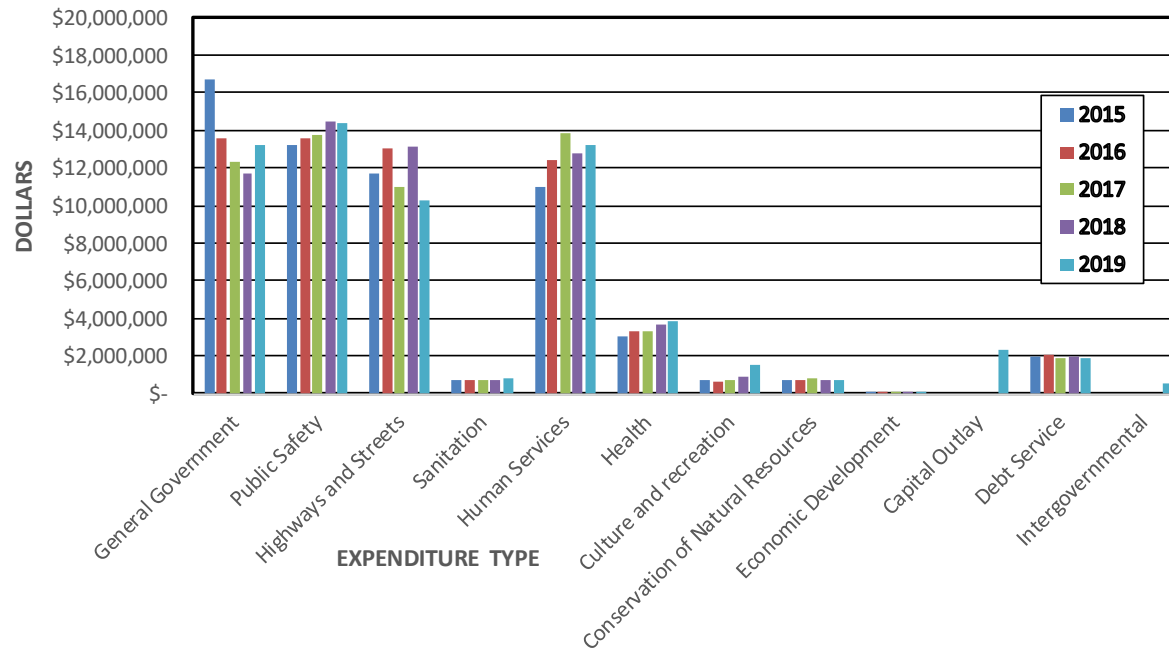


	2015	2016	2017	2018	2019
Taxes	\$ 28,411,586	\$ 29,826,638	\$ 31,598,430	\$ 33,425,562	\$ 39,793,011
Special assessments	18,134	19,038	7,180	4,940	16,272
Licenses and permits	414,210	477,089	585,254	520,900	518,659
Intergovernmental	17,064,862	21,786,115	20,239,525	20,994,662	20,218,245
Charges for services	4,337,012	4,076,830	4,325,860	4,374,816	4,506,020
Fines and forfeits	15,927	12,512	12,177	13,010	11,594
Gifts and contributions	33,251	89,924	113,720	39,478	42,192
Investment earnings	178,686	236,131	162,950	373,773	1,797,613
Miscellaneous	2,150,153	2,168,038	2,373,739	2,491,716	2,356,618
Total	\$ 52,623,821	\$ 58,692,315	\$ 59,418,835	\$ 62,238,857	\$ 69,260,224



Financial Results

Expenditures – Governmental Funds

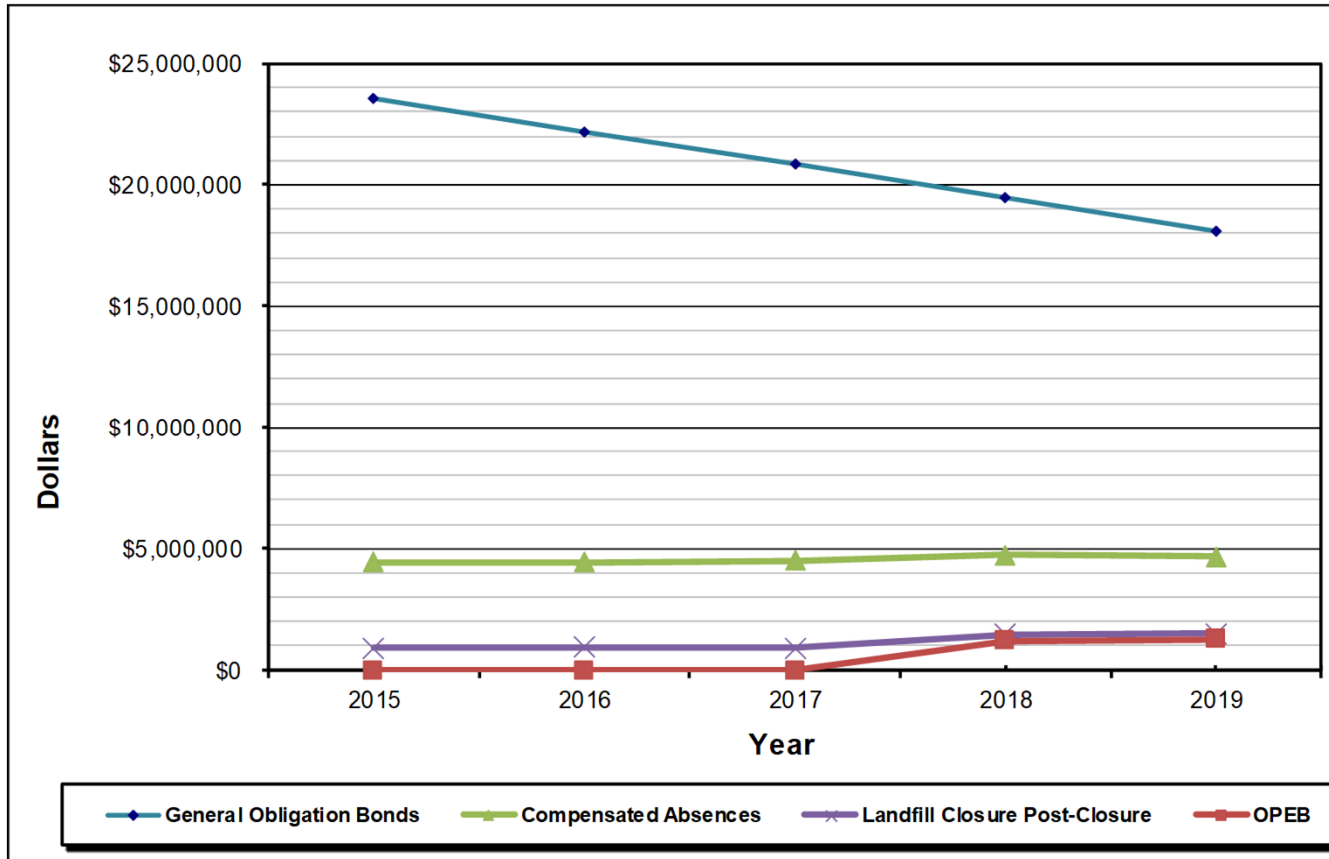


	2015	2016	2017	2018	2019
General Government	\$ 16,729,313	\$ 13,625,210	\$ 12,365,318	\$ 11,708,827	\$ 13,251,609
Public Safety	13,250,058	13,620,842	13,771,308	14,440,466	14,346,461
Highways and Streets	11,234,340	12,615,176	10,547,023	12,597,468	10,297,770
Sanitation	689,903	735,911	688,106	721,532	775,618
Human Services	11,028,616	12,445,627	13,858,373	12,746,523	13,206,125
Health	3,061,863	3,322,008	3,279,038	3,661,415	3,872,135
Culture and recreation	754,507	640,200	741,026	864,826	1,497,983
Conservation of Natural Resources	736,978	711,804	770,632	719,155	678,434
Economic Development	58,793	27,672	28,365	37,736	62,997
Capital Outlay	-	-	-	-	2,345,949
Debt Service	1,991,117	2,068,755	1,842,614	1,931,556	1,839,817
Intergovernmental	446,646	462,724	464,177	542,701	538,457
Total	\$ 59,982,134	\$ 60,275,929	\$ 58,355,980	\$ 59,972,205	\$ 62,713,355



Financial Results

Total Debt Related Liabilities – Governmental Activities



	2015	2016	2017	2018	2019
General Obligation Bonds	\$ 23,577,723	\$ 22,165,634	\$20,830,811	\$19,440,158	\$18,085,997
Compensated Absences	4,456,419	4,448,349	4,510,781	4,741,636	4,654,867
Landfill Closure Post-Closure	933,142	945,371	922,808	1,463,781	1,521,712
OPEB	-	-	-	1,228,676	1,285,242



Key Issues/Summary

- Financial Stability
 - Governmental Funds had an overall increase in Fund Balance of about \$6.6 million
 - ◇ About 8.1 months expenditures in Unrestricted Fund Balance
 - ◇ COVID-19
 - ◇ Increasing
 - ◇ Local option sales tax revenues of \$3.4M (these dollars held for 2021 construction project)
 - GASB 84 implemented during 2019
 - ◇ Resulted in a restatement of January 1, 2019 net position and fund balance
 - Net Position restated to \$150,686,668
 - Fund Balance in Health and Human Services restated to \$7,668,698



Thank you to all for allowing us to serve you!

Contact Information:

Doug Host, CPA

218-825-2948

doug.host@claconnect.com





GOODHUE COUNTY
RED WING, MINNESOTA

COMPREHENSIVE ANNUAL FINANCIAL REPORT

YEAR ENDED DECEMBER 31, 2019





COMPREHENSIVE ANNUAL FINANCIAL REPORT OF GOODHUE COUNTY, MINNESOTA

YEAR ENDED DECEMBER 31, 2019
ISSUED MAY 22, 2020

PREPARED BY:
FINANCE AND TAXPAYER SERVICES DEPARTMENT
BRIAN J. ANDERSON, DIRECTOR
KELLY J. BOLIN, FINANCE CONTROLLER

509 WEST 5TH STREET
RED WING, MN 55066
PHONE: (651) 385-3040
FAX: (651) 267-4878

**GOODHUE COUNTY
RED WING, MINNESOTA
TABLE OF CONTENTS
YEAR ENDED DECEMBER 31, 2019**

INTRODUCTORY

LETTER OF TRANSMITTAL	i
CURRENT ORGANIZATIONAL CHART	vii
ELECTED AND APPOINTED OFFICIALS	1

FINANCIAL SECTION

INDEPENDENT AUDITORS' REPORT	2
MANAGEMENT'S DISCUSSION AND ANALYSIS	5

BASIC FINANCIAL STATEMENTS

GOVERNMENT-WIDE FINANCIAL STATEMENTS

STATEMENT OF NET POSITION - GOVERNMENTAL ACTIVITIES	22
STATEMENT OF ACTIVITIES - GOVERNMENTAL ACTIVITIES	24

FUND FINANCIAL STATEMENTS

GOVERNMENTAL FUNDS

BALANCE SHEET	25
RECONCILIATION OF GOVERNMENTAL FUNDS BALANCE SHEET TO THE STATEMENT OF NET POSITION – GOVERNMENTAL ACTIVITIES	27
STATEMENT OF REVENUES, EXPENDITURES, AND CHANGES IN FUND BALANCES	30
RECONCILIATION OF THE STATEMENT OF REVENUES, EXPENDITURES, AND CHANGES IN FUND BALANCES OF GOVERNMENTAL FUNDS TO THE STATEMENT OF ACTIVITIES – GOVERNMENTAL ACTIVITIES	30

FIDUCIARY FUNDS

STATEMENT OF FIDUCIARY NET POSITION	31
STATEMENT OF CHANGES IN FIDUCIARY NET POSITION	32

NOTES TO THE FINANCIAL STATEMENTS	33
--	-----------

REQUIRED SUPPLEMENTARY INFORMATION

BUDGETARY COMPARISON SCHEDULES

GENERAL FUND	94
ROAD AND BRIDGE SPECIAL REVENUE FUND	96

**GOODHUE COUNTY
RED WING, MINNESOTA
TABLE OF CONTENTS (CONTINUED)
YEAR ENDED DECEMBER 31, 2019**

FINANCIAL SECTION (CONTINUED)

REQUIRED SUPPLEMENTARY INFORMATION (CONTINUED)

BUDGETARY COMPARISON SCHEDULES (CONTINUED)

HEALTH AND HUMAN SERVICES SPECIAL REVENUE FUND 97

ECONOMIC DEVELOPMENT AUTHORITY SPECIAL REVENUE FUND 98

PERA GENERAL EMPLOYEES RETIREMENT PLAN

SCHEDULE OF THE COUNTY'S PROPORTIONATE SHARE OF THE NET PENSION LIABILITY 99

SCHEDULE OF CONTRIBUTIONS 99

PERA PUBLIC EMPLOYEES POLICE AND FIRE PLAN

SCHEDULE OF THE COUNTY'S PROPORTIONATE SHARE OF THE NET PENSION LIABILITY 100

SCHEDULE OF CONTRIBUTIONS 100

PERA PUBLIC EMPLOYEES CORRECTIONAL PLAN

SCHEDULE OF THE COUNTY'S PROPORTIONATE SHARE OF THE NET PENSION LIABILITY 101

SCHEDULE OF CONTRIBUTIONS 101

SCHEDULE OF CHANGES IN TOTAL OPEB LIABILITY, RELATED RATIOS AND NOTES 102

NOTES TO THE REQUIRED SUPPLEMENTARY INFORMATION 103

SUPPLEMENTARY INFORMATION

MAJOR FUND

BUDGETARY COMPARISON SCHEDULE – DEBT SERVICE FUND 111

NONMAJOR GOVERNMENTAL FUND

BUDGETARY COMPARISON SCHEDULE – WASTE MANAGEMENT SPECIAL REVENUE FUND 113

CUSTODIAL FUNDS

CUSTODIAL FUND INDEX 114

COMBINING STATEMENT OF FIDUCIARY NET POSITION 115

COMBINING STATEMENT OF CHANGES IN FIDUCIARY NET POSITION 116

**GOODHUE COUNTY
RED WING, MINNESOTA
TABLE OF CONTENTS (CONTINUED)
YEAR ENDED DECEMBER 31, 2019**

FINANCIAL SECTION (CONTINUED)

OTHER SCHEDULES

SCHEDULE OF INTERGOVERNMENTAL REVENUE	117
SCHEDULE OF EXPENDITURES OF FEDERAL AWARDS	119
NOTES TO THE SCHEDULE OF EXPENDITURES OF FEDERAL AWARDS	121

OTHER INFORMATION SECTION

TAX CAPACITY, TAX RATES, LEVIES, AND PERCENTAGE OF COLLECTIONS	123
---	------------

STATISTICAL SECTION (UNAUDITED)

STATISTICAL SECTION INDEX	125
NET POSITION BY COMPONENT	126
CHANGES IN NET POSITION	127
FUND BALANCES OF GOVERNMENTAL FUNDS	129
CHANGES IN FUND BALANCES OF GOVERNMENTAL FUNDS	130
TAX CAPACITY BY CLASSIFICATION, ESTIMATED MARKET VALUE AND TAXABLE MARKET VALUE	132
PROPERTY TAX RATES - DIRECT AND OVERLAPPING GOVERNMENTS	133
TEN LARGEST TAXPAYERS	134
PROPERTY TAX LEVIES AND COLLECTIONS	135
RATIOS OF OUTSTANDING DEBT TO PERSONAL INCOME AND DEBT PER CAPITA	136
RATIOS OF NET BONDED DEBT TO ESTIMATED MARKET VALUE AND NET BONDED DEBT PER CAPITA	137
DIRECT AND OVERLAPPING DEBT	138
LEGAL DEBT MARGIN	139
DEMOGRAPHIC AND ECONOMIC INFORMATION	140
MAJOR EMPLOYMENT INDUSTRIES IN GOODHUE COUNTY	141
FULL-TIME EQUIVALENT EMPLOYEES BY DEPARTMENT	142
OPERATING INDICATORS BY FUNCTION	143
CAPITAL ASSET AND INFRASTRUCTURE STATISTICS BY FUNCTION	144

INTRODUCTORY SECTION



May 22, 2020

To: The Citizens of Goodhue County
The Goodhue County Board of Commissioners

Subject: 2019 Comprehensive Annual Financial Report

This Comprehensive Annual Financial Report (CAFR) of Goodhue County is hereby submitted for the fiscal year ended December 31, 2019. This report has been prepared in accordance with accounting principles generally accepted in the United States of America. The purpose of this report is to provide the citizens of Goodhue County and other interested parties with useful and reliable information about the County's financial position and operations.

Responsibility for the accuracy of the data and the completeness and fairness of the report presentation, including all disclosures, rests with the County. To the best of our knowledge and belief, the enclosed data is accurate in all material respects and is reported in a manner designed to present fairly the financial position and results of operations of the various County funds.

This report consists of management's representations concerning the County's finances. Consequently, management assumes full responsibility for the completeness and reliability of all information presented in this report. To provide a reasonable basis for making these representations, the county has established a comprehensive internal control structure that is designed to protect the County's assets from loss, theft or misuse and to compile sufficient reliable information for the preparation of the County's financial statements in accordance with Generally Accepted Accounting Principles (GAAP). Because the cost of internal controls should not exceed their benefits, internal controls are designed to provide reasonable, rather than absolute, assurance that the financial statements will be free from material misstatement. Evaluation of these costs and benefits requires estimates and judgement of management. We believe that the County's internal accounting controls adequately safeguard assets and provide reasonable assurance that this financial report is complete and reliable in all material respects.

Minnesota state statutes require an annual independent audit by an independent firm of licensed public accountants or the Office of the State Auditor, performed in accordance with United States Generally Accepted Auditing Standards (GAAS). CliftonLarsonAllen, LLP (CLA) conducted the County's audit for 2019. The goal of this independent audit was to provide reasonable assurance that the financial statements are free from material misstatement. Based upon the audit, CLA concluded there was a reasonable basis for issuing an unmodified ("clean") opinion for the County's financial statements.

GAAP requires that management provide a narrative introduction, overview and analysis to accompany the basic financial statements in the form of Management's Discussion and Analysis (MD&A). This letter of transmittal is designed to complement the MD&A and should be read in conjunction with it. Goodhue County's MD&A can be found immediately following the report of the independent auditors.

Profile of Goodhue County

Goodhue County was created in 1853 from portions of Wabasha County. Located just outside the Twin Cities metropolitan area, the County has an area of 780 square miles and includes 21 townships and 10 full and fractional municipalities. The largest municipality and county seat of Red Wing is located on the Mississippi River.

The County operates under an elected five-member County Board of Commissioners, with each member representing a specific district in the County. Board members are elected on a non-partisan basis and serve 4-year staggered terms. The County Sheriff and County Attorney are also elected officials serving in administrative capacities.

The Board's responsibilities include passing ordinances, adopting the budget and appointing the County Administrator. The County Administrator is responsible for carrying out the policies and ordinances of the Board, appointing heads of various departments and overseeing the day-to-day operations of the government.

The legally separate Economic Development Authority (EDA) is included in the County's financial statements as a blended component unit. The EDA was created in 1995 to carry out the economic and industrial development and redevelopment within the county and to act on behalf of the County's interest in continued job development. EDA's board consists of the County Board of Commissioners and two members from other county-based economic development organizations.

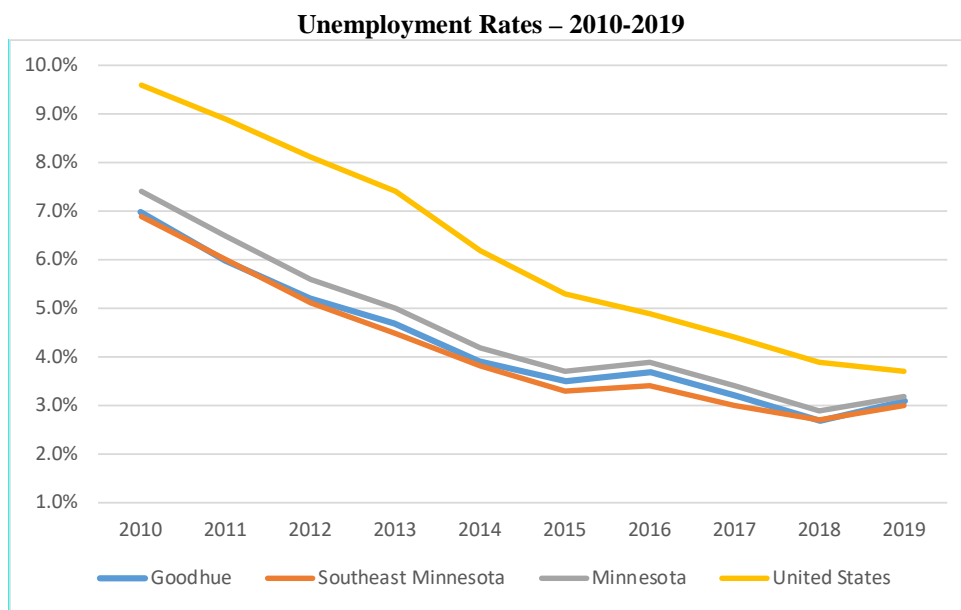
Goodhue County provides a full range of services, including public safety (sheriff's department and county detention center), court and probation services, tax assessment and collection, infrastructure (roads and bridges) maintenance and construction, public records management, land use and zoning and health and human services.

Budgetary Controls

The annual budget serves as the foundation for the County's financial planning and control. The level of budgetary control is at the department level. The County Administrator, along with the Finance Director and individual Department Heads, develop a detailed annual budget on a bi-annual basis. Each year, at least one budget workshop is held, with the County Board and all department heads and select other staff attending. The preliminary levy is set by the Board in September. A public hearing is held at the first Board meeting in December and the final levy is adopted at the second December meeting. Any changes to the adopted budget, including the carryforward of previously appropriated funds to the next year, require approval by the County Board.

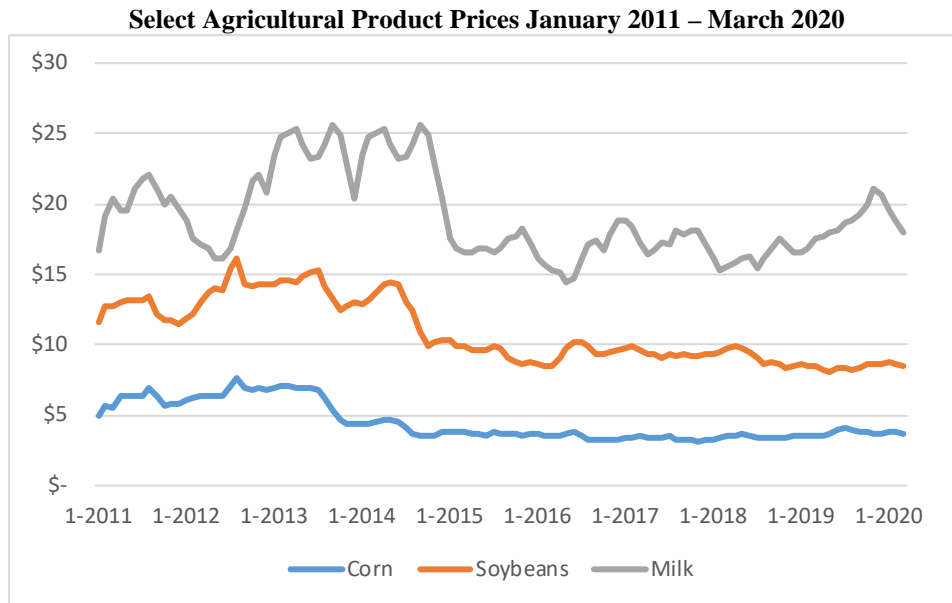
Local Economy/Outlook

Goodhue County is located within one hour of the three largest cities in Minnesota: Minneapolis, St. Paul, and Rochester. County residents work primarily within the southeastern Minnesota region, either in the County or neighboring Dakota and Olmsted Counties. The projected job growth rate in Dakota County is 4.9% for the next 10 years and Olmsted County is home to the Mayo Clinic which is the focus of a major Destination Medical Center economic and development initiative. While unemployment rose slightly in 2019, levels in Goodhue County and the southeast region have continued to trend down and are at slightly lower levels than nation-wide.



The cost of living in Goodhue County for an average family is 5.9% lower than Minnesota state-wide, 13.2% lower than Dakota County and slightly higher than nearby Olmsted County by 2.2%. The County's population remains stable, growing .5% from 2010 to 2018.

While the County seat of Red Wing maintains a viable commercial district and is a tourist destination, particularly during the summer months, Goodhue County also contains significant rural and agricultural interests. While the taxable market value of agricultural land in the County decreased slightly for the tax payable year 2020 (by 2.8%), total value is over 41% higher than in 2010, and has increased 3.2% since 2016. Prices for hogs have decreased significantly since 2011, but have started to level out in recent years, decreasing by only 5.3% since 2016. As shown in the following graph, prices for corn and soybeans have remained stable for the past few years and milk prices, while more volatile, are currently slightly higher than in the recent past.



Long-term financial planning

Financial Policies - The County has formally adopted various financial policies to ensure sound financial management of government assets and continuity of operations. These policies provide direction for the County Board and staff in areas such as purchasing, capital planning, management of fixed assets, fund balance and debt management. The most important of these policies, as adopted by the Board on June 4, 2019, is the Fund Balance policy.

The newly revised fund balance policy sets a minimum level of unassigned fund balance in the general operating fund of 35% of the following year’s operating expense budget. The purpose of this balance is to provide working capital for the first part of the next fiscal year, as well as to provide funds to avoid service disruptions during times of temporary revenue shortfalls. This policy also sets thresholds for other fund balances for certain known future events as well as a contingency fund balance (10% of the next year’s operating expense budget) for significant unplanned emergency situations.

Capital Planning – In addition to an infrastructure construction and maintenance plan, the County has developed a long-term (20 year) capital plan for replacement of its other capital, technology and public safety assets. This plan is reviewed in detail with department heads, updated annually during the budget development process and approved by the County Board. The goal of this plan is to ensure sound management of the County’s assets and economize the impact of replacements on the County’s budget by projecting for level replacement amounts in each year’s budget.

Major Initiatives and Accomplishments

Local Option Sales Tax (LOST) – To help address aging infrastructure and annual construction and maintenance funding shortfalls, on July 24, 2018, the Board approved a new local sales tax to fund county-wide transportation projects. As of January 1, 2019, this new tax of .5% is applicable to all retail sales and uses in the County. The revenues can be used only for specific transportation projects which were presented in a public hearing prior to Board approval of the new tax. Receipts of \$3.4 million far exceeded the initial Department of Revenue estimates of \$2.0 million for 2019. Based on this activity, the County increased its estimates for 2020 to \$2.9 million. This tax will remain in place until revenues raised are sufficient to cover all approved projects, or December 31, 2027, whichever occurs first.

Treatment Court – In early 2019, the County established an Adult Treatment Court program. Treatment courts present treatment-based alternatives to prison for substance addictions and have proven public safety benefits through reduced recidivism and financial benefits through reduced overall incarceration time. The intensive program involves extensive interaction between the participants and judges, counsel, treatment specialists, law enforcement and the treatment court coordinator, and makes use of frequent drug testing and treatment services and incentives to encourage successful completion of the program. Start-up and operating costs for the first four years of the program are being funded by a \$499,469 federal grant and a small amount of local tax dollars. Goodhue County’s Adult Treatment Court is the 62nd operational program in the state of Minnesota.

Local/Regional Partnerships – The County continues to partner with various local and regional governments, agencies and other organizations on housing issues in the County:

- Southeastern Minnesota Multi-County Housing & Redevelopment Authority (SEMMCHRA): SEMMCHRA’s mission is to enhance and strengthen communities through advocacy, collaboration and promotion of self-reliance, housing and community development. One member of Goodhue County’s Board sits on the SEMMCHRA board. Since 2017, the Goodhue County Board has approved annual \$100,000 levies to set up a Goodhue County Trust Fund. These funds, along with similar funds provided by other government agencies, will be used to address some of the needs addressed in the recently completed housing study, particularly work-force affordable housing and other multi-family housing developments. The County also specified part of its levy to address the increasing demand for emergency housing vouchers.
- Housing Study: The County participated in a county-wide housing study with 10 cities in the County that was completed in March 2020. The most pressing concern identified is the need for additional affordable housing, including both rental and owned units, as well as “move-up” units to allow for needed turnover in start-up units to meet demand. Overall demand is expected to increase as populations from nearby Rochester seek more affordable housing options. Area employers noted that the lack of affordable options, in particular rental and start-up units were a hindrance to recruiting and hiring quality employees. The study also showed that additional senior housing units of various types will likely be needed due to expected increases in older populations. County management and the County Board will be reviewing these study results and working with local partners to determine how this study will affect the county going forward.

Critical Concerns

Even though the County is in stable financial condition and has adequate reserves to mitigate the immediate and short- to mid-term effects of the COVID-19 situation, the longer-term effects of the pandemic are not known at this time. Management is actively monitoring the situation as it is possible that certain major funding sources may not be available at the same current levels:

- Property tax revenues make up approximately 50% of each annual budget's resources. During the last major recession in 2008, property tax revenues dropped 30% in one year, and did not fully recover to prior levels until 2018. Because property valuations in Minnesota are based heavily on home sales, any effect on that activity could have a longer-range effect on property tax revenues.
- Construction dollars for state-aid highway road and bridge projects are funded primarily by gas taxes. The County received allocations of \$6.8 and \$7.3 million for 2019 and 2020, respectively. With the stay-at-home orders and business closures severely limiting travel state-wide, it is anticipated that there could be a significant decline in the available amount of these construction funds.
- Local Option Sales Tax (LOST) receipts were \$3.4 million in the first year of the tax in 2019. The County was anticipating \$2.9 million for each of 2020 and 2021. Because these funds are not received until two months after an applicable sale is made, the County has not yet seen any decrease in these revenues; however, it is expected there will be a decline at least in the short term due to the mandated business closures. These funds are being held for use on a major construction project in 2021; if there are significant longer-term declines, the County would need to consider alternative sources of funding.

Awards/acknowledgements

We believe that this Current Annual Financial report (CAFR) meets the Government Finance Officers Association's (GFOA) Certificate of Achievement for Excellence in Financial Reporting requirements and are hereby submitting it to the GFOA for the first time to determine its eligibility for the certificate.

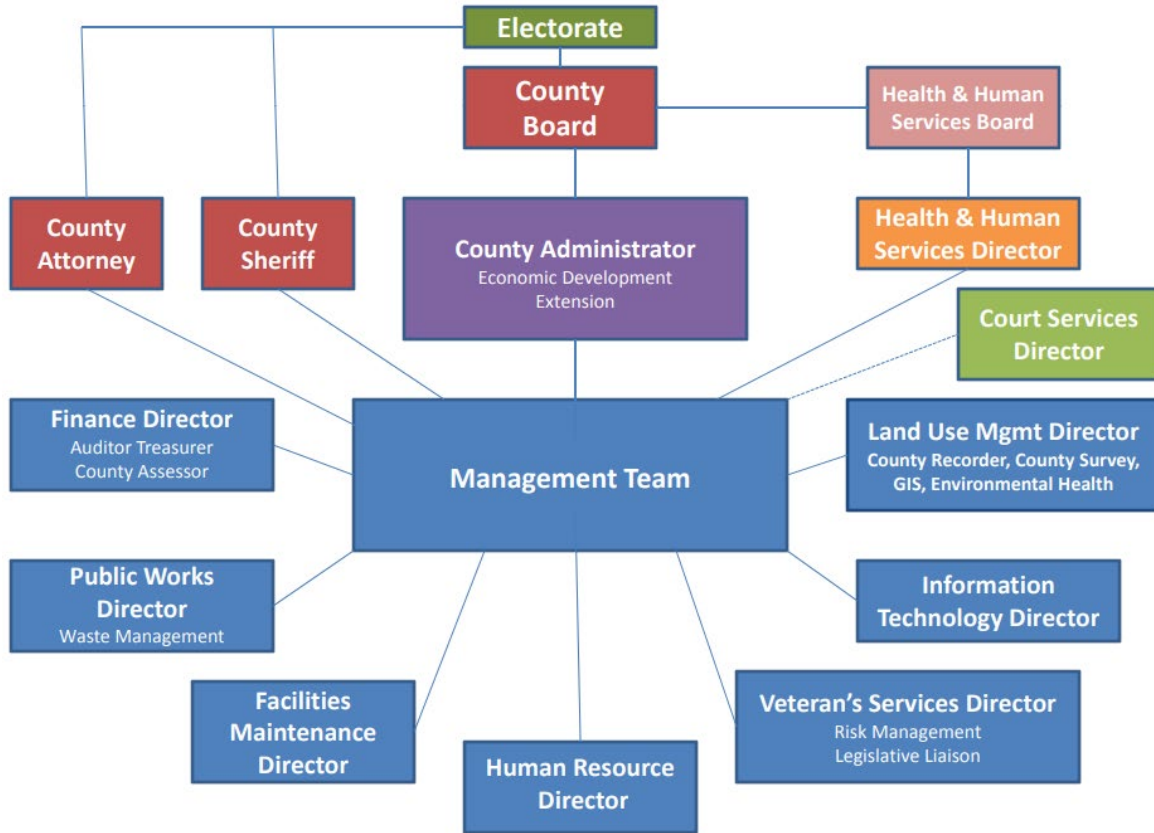
The timely preparation of this report could not have been accomplished without the professional and dedicated hard work of the entire Finance and Taxpayer Services department. We would also like to thank the County Board of Commissioners for their support its interest and support in planning and conducting the financial activities of Goodhue County in a responsible manner; the County's strong financial position is a direct result of that involvement.

Respectfully submitted,

Scott O. Arneson
County Administrator

Brian J. Anderson
Auditor/Treasurer

2019 Goodhue County Organizational Chart



**GOODHUE COUNTY
RED WING, MINNESOTA
ELECTED AND APPOINTED OFFICIALS
2019**

			<u>Term Expires</u>
Elected Officers			
Commissioners			
Chair	Brad Anderson	District 2	January 2023
Vice Chair	Paul Drotos	District 5	January 2021
Board Member	Jason Majerus	District 4	January 2023
Board Member	Barney Nesseth	District 3	January 2021
Board Member	Linda Flanders	District 1	January 2021
Attorney	Stephen F. O'Keefe		January 2023
County Sheriff	Marty Kelly		January 2023
Appointed Officials			
Administrator	Scott Arneson		Indefinite
Court Services	Mark Jaeger		Indefinite
Facilities Maintenance	Rick Seyffer		Indefinite
Finance Director	Brian Anderson		Indefinite
Human Resources	Melissa Cushing		Indefinite
Health and Human Services	Nina Arneson		Indefinite
Information Technology	John Smith		Indefinite
Land Use Management/Recorder	Lisa Hanni		Indefinite
Public Works	Greg Isakson		Indefinite
Veterans Service Officer	Nathan Pelz		July 2023



INDEPENDENT AUDITORS' REPORT

Board of County Commissioners
Goodhue County
Red Wing, Minnesota

Report on the Financial Statements

We have audited the accompanying financial statements of the governmental activities, each major fund, and the aggregate remaining fund information of Goodhue County (the County), Minnesota, as of and for the year ended December 31, 2019, and the related notes to the financial statements, which collectively comprise the County's basic financial statements as listed in the table of contents.

Management's Responsibility for the Financial Statements

Management is responsible for the preparation and fair presentation of these financial statements in accordance with accounting principles generally accepted in the United States of America; this includes the design, implementation, and maintenance of internal control relevant to the preparation and fair presentation of financial statements that are free from material misstatement, whether due to fraud or error.

Auditors' Responsibility

Our responsibility is to express opinions on these financial statements based on our audit. We conducted our audit in accordance with auditing standards generally accepted in the United States of America and the standards applicable to financial statement audits contained in *Government Auditing Standards*, issued by the Comptroller General of the United States. Those standards require that we plan and perform the audit to obtain reasonable assurance about whether the financial statements are free of material misstatement.

An audit involves performing procedures to obtain audit evidence about the amounts and disclosures in the financial statements. The procedures selected depend on the auditors' judgment, including the assessment of the risks of material misstatement of the financial statements, whether due to fraud or error. In making those risk assessments, the auditor considers internal control relevant to the County's preparation and fair presentation of the financial statements in order to design audit procedures that are appropriate in the circumstances, but not for the purpose of expressing an opinion on the effectiveness of the County's internal control. Accordingly, we express no such opinion. An audit also includes evaluating the appropriateness of accounting policies used and the reasonableness of significant accounting estimates made by management, as well as evaluating the overall presentation of the financial statements.

We believe that the audit evidence we have obtained is sufficient and appropriate to provide a basis for our audit opinions.

Opinions

In our opinion, the financial statements referred to above present fairly, in all material respects, the respective financial position of the governmental activities, each major fund, and the aggregate remaining fund information of Goodhue County, as of December 31, 2019, and the respective changes in financial position for the year then ended in conformity with accounting principles generally accepted in the United States of America.

Emphasis of Matter Regarding Change in Accounting Principle

During the year ended December 31, 2019, the County adopted the provisions of Governmental Accounting Standards Board Statement (GASB) No. 84, *Fiduciary Activities*. As a result of the implementation of this standard, the County reported a restatement for a change in accounting principle (see Note 8). Our auditors' opinion was not modified with respect to the restatement.

Other Matters

Required Supplementary Information

Accounting principles generally accepted in the United States of America require that the management's discussion and analysis, the schedules of the County's proportionate share of the net pension liability, the schedules of County contributions, the budgetary comparison information, the schedule of changes in the county's total OPEB liability, related ratios and notes, and the notes to the required supplementary information, as listed in the table of contents, be presented to supplement the basic financial statements. Such information, although not a part of the basic financial statements, is required by the Governmental Accounting Standards Board, who considers it to be an essential part of financial reporting for placing the basic financial statements in an appropriate operational, economic, or historical context. We have applied certain limited procedures to the required supplementary information in accordance with auditing standards generally accepted in the United States of America, which consisted of inquiries of management about the methods of preparing the information and comparing the information for consistency with management's responses to our inquiries, the basic financial statements, and other knowledge we obtained during our audit of the basic financial statements. We do not express an opinion or provide any assurance on the information because the limited procedures do not provide us with sufficient evidence to express an opinion or provide any assurance.

Supplementary Information

Our audit was conducted for the purpose of forming opinions on the financial statements that collectively comprise Goodhue County's basic financial statements. The supplementary information consisting of the combining financial statements, budgetary comparison schedule – debt service fund and waste management fund, and the schedule of intergovernmental revenues, as listed in the table of contents, are presented for purposes of additional analysis and are not a required part of the basic financial statements. The schedule of expenditures of federal awards, as required by Title 2 U.S. *Code of Federal Regulations* Part 200, *Uniform Administrative Requirements, Cost Principles, and Audit Requirements for Federal Awards*, is also presented for purposes of additional analysis and is not a required part of the basic financial statements.


The supplementary information and the schedule of expenditures of federal awards are the responsibility of management and were derived from and relate directly to the underlying accounting and other records used to prepare the financial statements. Such information has been subjected to the auditing procedures applied in the audit of the basic financial statements and certain additional procedures, including comparing and reconciling such information directly to the underlying accounting and other records used to prepare the financial statements or to the basic financial statements themselves, and other additional procedures in accordance with auditing standards generally accepted in the United States of America. In our opinion, the supplementary information and schedule of expenditures of federal awards are fairly stated, in all material respects, in relation to the basic financial statements taken as a whole.

Other Information

Our audit was conducted for the purpose of forming opinions on the financial statements that collectively comprise Goodhue County's basic financial statements. The Introductory Section, Tax Capacity, Tax Rates, Levies, and Percentage of Collections, and Statistical Section are presented for additional analysis and are not a required part of the basic financial statements. Such information has not been subjected to the auditing procedures applied in the audit of the basic financial statements and, accordingly, we do not express an opinion or provide any assurance on it.

Other Reporting Required by *Government Auditing Standards*

In accordance with *Government Auditing Standards*, we have also issued our report dated May 22, 2020, on our consideration of the County's internal control over financial reporting and our tests of its compliance with certain provisions of laws, regulations, contracts, and grant agreements and other matters. The purpose of that report is solely to describe the scope of our testing of internal control over financial reporting and compliance and the results of that testing, and not to provide an opinion on the effectiveness of the County's internal control over financial reporting or on compliance. That report is an integral part of an audit performed in accordance with *Government Auditing Standards* and should be considered in assessing the results of our audit.



CliftonLarsonAllen LLP

Brainerd, Minnesota
May 22, 2020

MANAGEMENT'S DISCUSSION AND ANALYSIS

**GOODHUE COUNTY
RED WING, MINNESOTA
MANAGEMENTS DISCUSSION AND ANALYSIS
DECEMBER 31, 2019**

Goodhue County offers readers this narrative overview and analysis of the financial activities for the County for the fiscal year ended December 31, 2019. This narrative focuses on current year financial activities and changes in financial position as well as significant known financial and economic issues affecting the County. We encourage readers to consider the information presented here in conjunction with the letter of transmittal and the notes to the financial statements.

HIGHLIGHTS

- The County's assets and deferred outflows of resources exceeded its liabilities and deferred inflows by \$155,923,193 on a government-wide basis as of December 31, 2019. Of this amount, \$20,208,752 may be used to meet the County's ongoing obligations to its citizens and creditors.
- The County's total net position increased by \$5,709,119, or 3.8% (\$5,236,525, or 3.5% as restated) over the previous year.
- As of the close of the current fiscal year, the County's governmental funds reported combined ending fund balances of \$49,232,211, an increase of \$7,009,636, or 16.6% (\$6,537,042, or 15.3% as restated) as compared to the prior year. Of this total, \$14,619,539 (29.7%) is unassigned and is available for use at the County's discretion. The remaining \$34,612,672 is restricted in some manner as shown in the fund balance section of the balance sheet and as described in Note 3.E.
- Increases were reported in all funds except the Waste Management special revenue fund. The largest increases were in the Road and Bridge fund (\$4,187,163, 47.4%) and Health and Human Services fund (\$2,042,778, 28.4%; \$1,570,184, 20.5% as restated). The increase in the Road and Bridge fund was due in large part to the new local option sales tax of .5% in 2019 for funding of transportation projects. The increase in the Health and Human Services fund was due primarily to increased grant funding for outside services along with sound fiscal management of related expenditures.
- At the end of 2019, the unassigned fund balance of the general fund was \$14,619,539, or 52.3% of budgeted general fund expenditures and transfers out for the subsequent fiscal year.

**GOODHUE COUNTY
RED WING, MINNESOTA
MANAGEMENTS DISCUSSION AND ANALYSIS
DECEMBER 31, 2019**

OVERVIEW OF THE FINANCIAL STATEMENTS

This discussion and analysis is intended to serve as an introduction to Goodhue County’s basic financial statements, which are comprised of four components: 1) government-wide financial statements, 2) individual fund financial statements, 3) fiduciary fund financial statements, and 4) notes to the financial statements. Readers should review this section in conjunction with the letter of transmittal at the beginning of this report and the basic financial statements and notes immediately following.

The following table summarizes the major features of, and differences between, the County’s three basic financial statements:

	Government-Wide Statements	Governmental Funds	Fiduciary Funds
Scope	All county funds (in total), except fiduciary	All county funds (shown by fund), except fiduciary	Activities for which the County is an agent for others' resources
Financial Statements	Statement of Net Position Statement of Activities	Balance Sheet Statements of Revenues, Expenditures and Changes in Fund Balances	Statement of Fiduciary Net Position Statement of Changes in Fiduciary Net Position
Accounting Basis	Full Accrual	Modified Accrual	Full Accrual
Measurement Focus	Economic Resources	Current financial resources	Economic Resources
Assets, Liabilities, Deferred Inflows/Outflows	All Assets, Liabilities, Inflows and Outflows	Only items due or to be used in the coming year or soon thereafter	All Assets, Liabilities, Inflows and Outflows
Resource Flows	All revenues earned, all expenses incurred	Revenues earned and expenditures incurred only for which cash was received/paid during the year or shortly after the end of the year	All revenues earned, all expenses incurred

Government-Wide Financial Statements

The government-wide financial statements are designed to provide the reader with a broad overview of the County’s financial activities and position in a manner similar to a private-sector business. The Statement of Net Position includes all assets and deferred outflows, less liabilities and deferred inflows, with the difference reported as net position. This statement combines the short-term resources and obligations shown in the individual fund statements with capital assets, other long-term assets and long-term obligations. Over time, the increases and decreases in net position as shown on the statement of net position, when assessed along with other nonfinancial factors such as changes in tax base and condition of infrastructure, can be a useful indicator of whether the County’s financial situation is getting better or worse.

**GOODHUE COUNTY
RED WING, MINNESOTA
MANAGEMENTS DISCUSSION AND ANALYSIS
DECEMBER 31, 2019**

The Statement of Activities presents information showing how the County's net position changed during the most recent fiscal year. This statement focuses on the costs of various government activities, and shows program revenues (revenues generated as a direct result of each program, such as user fees or grants) separately from general revenues that are not tied to any specific program, such as property taxes. This presentation helps the reader assess the net cost of each government activity and shows the extent to which the government relies on property tax revenues to support its operations.

All changes in net position are reported as soon as the underlying event giving rise to the change occurs. Revenues are recorded when earned and expenses are recorded when incurred, regardless of the timing of the related cash flows. This means that some revenues and expenses are reported in this statement in the current year that will result in cash flows in future years. Examples include uncollected taxes, accounts payable and earned but unused vacation (compensated absences).

Fund Financial Statements

A fund is a group of related accounts that is used to maintain control over the resources that have been segregated for specific activities or objectives. The County, like other state and local governments, uses fund accounting to ensure and demonstrate compliance with finance-related legal requirements. All of Goodhue County's funds can be divided into two categories: governmental funds and fiduciary funds.

Governmental Funds

The County maintains five major (General, Road and Bridge, Health and Human Services, Economic Development Authority and Debt Service) and one non-major (Waste Management) individual governmental funds. Governmental funds are used to account for most of the County's basic services; these are essentially the same functions reported as Governmental Activities in the government-wide financial statements. However, unlike the government-wide financial statements, governmental fund financial statements focus on near-term inflows and outflows of spendable resources and on balances of those resources that are available for spending at the end of the fiscal year. This information is helpful in evaluating the amount of resources available in the near future to finance the County's ongoing services and programs.

Because the focus of governmental funds is narrower than that of the government-wide financial statements, it is useful to compare the information presented for governmental funds with similar information presented for governmental activities in the government-wide financial statements. By doing so, readers may be better able to understand the long-term impact of the government's near-term financing decisions. To facilitate this comparison, reconciliations are provided for both the governmental fund balance sheet and the governmental fund statement of revenues, expenditures and changes in fund balances.

**GOODHUE COUNTY
RED WING, MINNESOTA
MANAGEMENTS DISCUSSION AND ANALYSIS
DECEMBER 31, 2019**

Fiduciary Funds

Fiduciary funds are used to account for resources held for the benefit of parties outside the government. Fiduciary funds are **not** reported in the government-wide financial statements because the resources of these funds are not available to support the County's own programs. The County maintains two types of fiduciary funds: one private-purpose trust fund and several custodial funds. The private-purpose trust fund is used to account for collection and distribution of social security funds with the County acting as a representative payee for individuals. Separate custodial funds are used to account for property tax revenues for other jurisdictions, charges and fee revenues for other state and local governments, funds deposited by or on behalf of detention center inmates to be used for payment for discretionary services or mandated fees, processing of financial judgments in civil court cases and recoveries of medical assistance overpayments.

Notes to the Financial Statements

The notes provide additional information that is essential to a full understanding of the data provided in the government-wide and fund financial statements. The notes can be found starting on page 33 of this report.

Other Information

In addition to the basic financial statements and accompanying notes, this report includes other supplemental information. *Required Supplementary Information* includes information on the County's net pension and other post-employment benefits (OPEB) liabilities, as well as budgetary comparison statements for all funds except Debt Service and Waste Management. *Other Supplementary Information* consists of custodial fund combining statements, budgetary comparisons for the Debt Service and Waste Management funds and schedules related to intergovernmental revenues and federal grant funds and expenditures. The *Statistical Section* presents summary financial and other information, including taxpayer, rate and collection information, outstanding debt history and operating (non-financial) data to help the reader further understand the financial information presented in the basic statements and notes.

Government-Wide Financial Analysis

As noted earlier, net position changes over time may serve as one useful indicator of the County's financial health. As of December 31, 2019, the asset and deferred outflows of the County exceeded its liabilities and deferred inflows by \$155,923,193. The following table provides a condensed comparative version of the government-wide statement of net position.

**GOODHUE COUNTY
RED WING, MINNESOTA
MANAGEMENTS DISCUSSION AND ANALYSIS
DECEMBER 31, 2019**

**Table 1
Net Position**

	Governmental Activities		
	2019	2018	\$ Change
Assets			
Current and other assets	\$ 65,252,955	\$ 55,369,843	\$ 9,883,112
Capital assets (net)	142,203,410	146,545,088	(4,341,678)
Total Assets	\$ 207,456,365	\$ 201,914,931	\$ 5,541,434
Deferred Outflows of resources	\$ 4,869,456	\$ 8,796,954	\$ (3,927,498)
Liabilities			
Long-term liabilities outstanding	\$ 42,326,723	\$ 43,659,236	\$ (1,332,513)
Other liabilities	4,076,492	3,045,653	1,030,839
Total Liabilities	\$ 46,403,215	\$ 46,704,889	\$ (301,674)
Deferred Inflows of Resources	\$ 9,999,413	\$ 13,792,922	\$ (3,793,509)
Net Position			
Invested in capital assets, net of debt	\$ 124,111,284	\$ 126,807,665	\$ (2,696,381)
Restricted	11,603,157	9,603,586	1,999,571
Unrestricted	20,208,752	13,802,823	6,405,929
Total Net Position	\$ 155,923,193	\$ 150,214,074	\$ 5,709,119

* Certain amounts in 2018 have been reclassified for comparative purposes to conform to the 2019 presentation.

The largest portion of Goodhue County's net position, \$124,111,284, or 79.6%, reflects its investment in capital assets (land, buildings, equipment, vehicles, road/bridge infrastructure) less any related debt still outstanding that was used to acquire those items. Goodhue County uses these assets to provide services to its citizens; consequently, these assets are not available for future spending.

An additional \$11,603,157, or 7.4% of the County's net position represents resources subject to external restrictions on how they may be used. The remaining balance of \$20,208,752, or 13.0%, is unrestricted and may be used to meet the County's ongoing obligations to its citizens and creditors as determined by County management and Board of Commissioners.

Overall net position increased \$5,709,119 (\$5,236,525 as restated) over 2018. Investment in capital assets decreased by \$2.7 million (2.1%) due primarily to depreciation expense on all capital items. Restricted net position increased by \$2.0 million, or 20.8% (\$1.5 million, or 15.2% as restated) due primarily to timing of recording of state funds for construction and completion of related construction projects. Unrestricted net position increased by \$6.4 million (46.4%). \$3.4 million of this increase was due to the new local option sales tax; property tax revenues also increased by \$2.9 million due to valuation and tax rate increases of 5.2% and 5.8%, respectively.

**GOODHUE COUNTY
RED WING, MINNESOTA
MANAGEMENTS DISCUSSION AND ANALYSIS
DECEMBER 31, 2019**

Statement of Activities

Governmental activities increased the County's net position by \$5,709,119 (\$5,236,525 as restated) in the current fiscal year. The following table is a condensed version of the statement of activities, showing changes in net position.

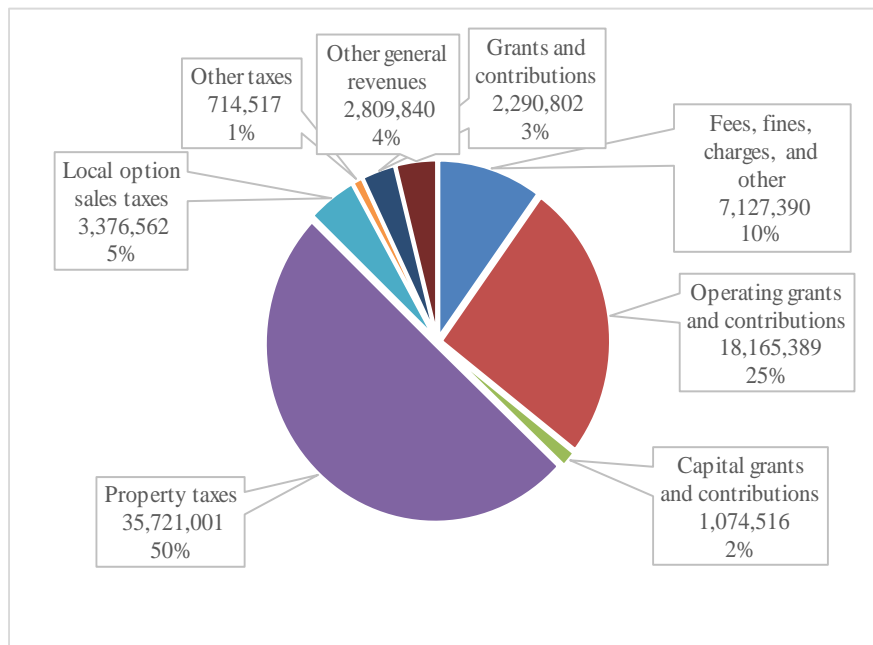
**Table 2
Changes in Net Position**

	Governmental Activities			
	2019	2018	\$ Change	% Change
Revenues				
Program Revenues				
Fees, fines, charges, and other	\$ 7,127,390	\$ 7,270,257	\$ (142,867)	-2.0%
Operating grants and contributions	18,165,389	18,031,747	133,642	0.7%
Capital grants and contributions	1,074,516	1,350,171	(275,655)	-20.4%
General Revenues				
Property taxes	35,721,001	32,742,941	2,978,060	9.1%
Local option sales taxes	3,376,562	-	3,376,562	100.0%
Other taxes	714,517	631,378	83,139	13.2%
Grants and contributions	2,290,802	2,530,927	(240,125)	-9.5%
Other general revenues	2,809,840	1,284,289	1,525,551	118.8%
Total Revenues	\$ 71,280,017	\$ 63,841,710	\$ 7,438,307	11.7%
Program Expenses				
General government	\$ 14,035,828	\$ 11,183,567	\$ 2,852,261	25.5%
Public safety	15,605,175	14,548,058	1,057,117	7.3%
Highways and streets	15,466,141	11,410,425	4,055,716	35.5%
Sanitation	901,715	1,339,641	(437,926)	-32.7%
Human services	13,367,608	12,592,187	775,421	6.2%
Health	3,950,154	3,699,283	250,871	6.8%
Culture and recreation	1,501,690	806,522	695,168	86.2%
Conservation of natural resources	676,100	722,000	(45,900)	-6.4%
Economic development	62,997	37,736	25,261	66.9%
Interest	476,084	531,756	(55,672)	-10.5%
Total Program Expenses	\$ 66,043,492	\$ 56,871,175	\$ 9,172,317	16.1%
Increase (Decrease) in Net Position	\$ 5,236,525	\$ 6,970,535	\$ (1,734,010)	-24.9%
Net Position- January 1	150,214,074	144,372,608	5,841,466	4.0%
Restatement	472,594	(1,129,069)	1,601,663	100.0%
Net Position- January 1 - Restated	150,686,668	143,243,539	7,443,129	5.2%
Net Position - December 31	\$ 155,923,193	\$ 150,214,074	\$ 5,709,119	3.8%

**GOODHUE COUNTY
RED WING, MINNESOTA
MANAGEMENTS DISCUSSION AND ANALYSIS
DECEMBER 31, 2019**

Overall, County governmental revenues increased \$7.44 million, or 11.7%. Program revenues remained consistent from the prior year, with a decrease of only \$284,880, or 1%. General revenues, which consist mainly of property tax and other tax revenues, increased \$7.72 million (20.8%). Receipts for the new local option sales tax totaled \$3.4 million; in addition, property tax revenues increased \$3.0 million, or 9.1%, due to property valuation increases and tax rate increases averaging 5.8%. Other general revenues increased \$1.5 million (118.8%) due to increased investment earnings.

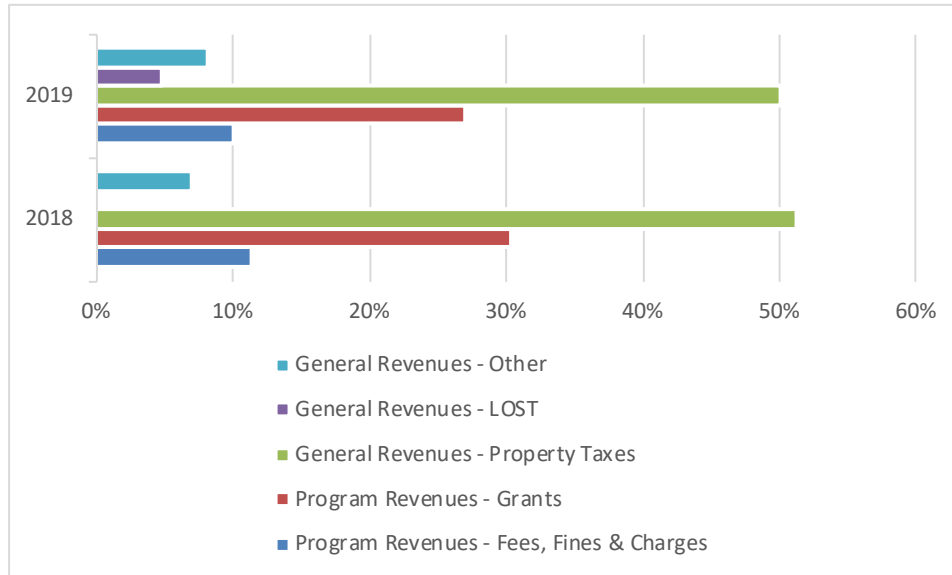
**Governmental Activities
Revenues by Source**



Per Table 2, the cost of all governmental activities in 2019 was \$66,043,492, an increase of \$9,172,317, or 16.1%, when compared to 2018. However, also as shown in the Table 2 and the following chart, not all of these expenses are paid with County property taxes.

**GOODHUE COUNTY
RED WING, MINNESOTA
MANAGEMENTS DISCUSSION AND ANALYSIS
DECEMBER 31, 2019**

**Governmental Activities
Revenues by Source
Summary Fiscal Year Comparison**



Those who directly benefited from the programs and services paid \$7,127,390, or 10.8% of the cost. Direct users are charged for things such as building permit fees, recording fees, law library use fees and inmate boarding fees. The County also receives funds for shared use of its law enforcement facility and information technology and land use staff. Another \$19,239,905, or 29.1% was covered by other governments and organizations that subsidized either a specific program or general operations with operating or capital grants and contributions. Some examples of grants received are State Road and Bridge Construction, State Police Aid, Probation Officer Salary Reimbursements, WIC, and other Health and Human Services program grants. During 2019, The County also received a \$668,767 capital grant from the State of Minnesota which was passed through to the Cannon Valley Trail Association, for reconstruction of a trail bridge. The remaining costs of governmental activities were financed with general revenues of \$44,912,722, \$35,721,001 of which was property tax revenues, and \$3,376,562 was for local option sales taxes. For the year ended December 31, 2019, general revenues increased, while program-specific revenues decreased slightly; thus general revenues covered a greater portion of the cost of governmental activities as compared to 2018.

**GOODHUE COUNTY
RED WING, MINNESOTA
MANAGEMENTS DISCUSSION AND ANALYSIS
DECEMBER 31, 2019**

Table 3 presents the cost of each of the County’s five largest program areas, as well as each program area’s net cost (total cost less program-specific revenues). The net cost represents the amount funded by taxpayers and other general revenue sources, including general grants and contributions, investment earnings and other miscellaneous revenues.

**Table 3
Governmental Activities
Costs of Services**

	Total Cost of Services		
	2019	2018	\$ Change
Public safety	\$ 15,605,175	\$ 14,548,058	\$ 1,057,117
Highway and streets	15,466,141	11,410,425	4,055,716
General government	14,035,828	11,183,567	2,852,261
Human services	13,367,608	12,592,187	775,421
Health	3,950,154	3,699,283	250,871
All others	3,618,586	3,437,655	180,931
Totals	\$ 66,043,492	\$ 56,871,175	\$ 9,172,317
	Net Cost of Services		
	2019	2018	\$ Change
Public safety	\$ 12,440,883	\$ 11,480,481	\$ 960,402
Highway and streets	7,371,108	1,884,136	5,486,972
General government	11,416,914	8,554,394	2,862,520
Human services	5,531,405	5,156,245	375,160
Health	584,432	401,197	183,235
All others	2,331,455	2,742,547	(411,092)
Totals	\$ 39,676,197	\$ 30,219,000	\$ 9,457,197

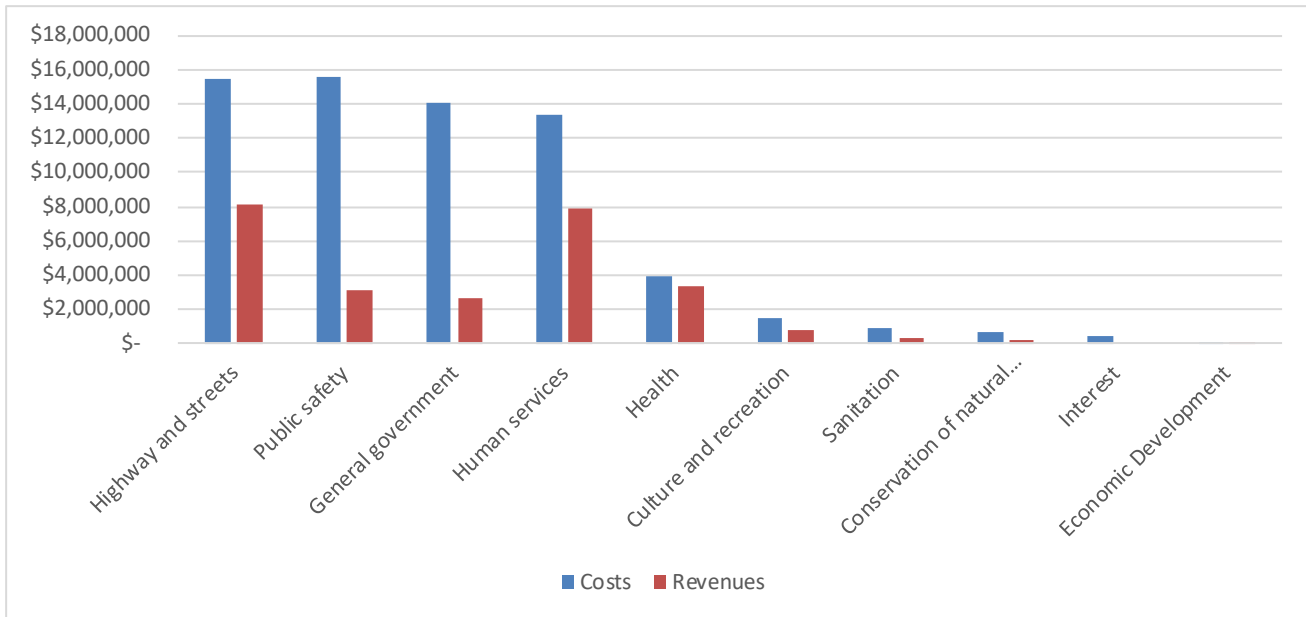
Total program expenses increased \$9.2 million, or 16.1%. This increase is due mainly to a \$1.9 million capital contribution to the South Country Health Alliance (SCHA) in 2019, timing of road and bridge construction projects and regular salary and benefit increases.

The net cost of services increased \$9.5 million, or 31.3%, compared to the previous year. Net costs increased in all program areas except for sanitation and culture and recreation and interest. The most significant increase was in highways and streets - \$5.5 million, or 291.2%. This increase was due primarily to the timing of construction project expenses and receipt of related funding. The net cost of general government also increased \$2.9 million, or 33.5% due primarily to the \$1.9 million SCHA capital contribution, an increase in vacation termination payouts and regular salary and benefit increases.

**GOODHUE COUNTY
RED WING, MINNESOTA
MANAGEMENTS DISCUSSION AND ANALYSIS
DECEMBER 31, 2019**

The following chart compares, for each program activity, the costs incurred and the program revenues received. The difference between the cost column and the program revenue column represents the net cost for each program, as displayed for the County’s largest programs in Table 3, and is the portion of a program’s costs that are paid for with property tax and other general revenues.

Governmental Activities Costs and Program Revenues



Fund Level Financial Analysis

As noted earlier, Goodhue County uses fund accounting to ensure and demonstrate compliance with finance-related legal requirements. Some funds are required to be established by state law and by bond covenants. As recommended by Minnesota County Financial Accounting & Reporting Standards (COFARS), the County strives to maintain the minimum number of funds to meet our legal and operating requirements. For purposes of analysis, certain amounts in the 2018 financial statements have been reclassified for comparative purposes to conform to the presentation in the 2019 statements.

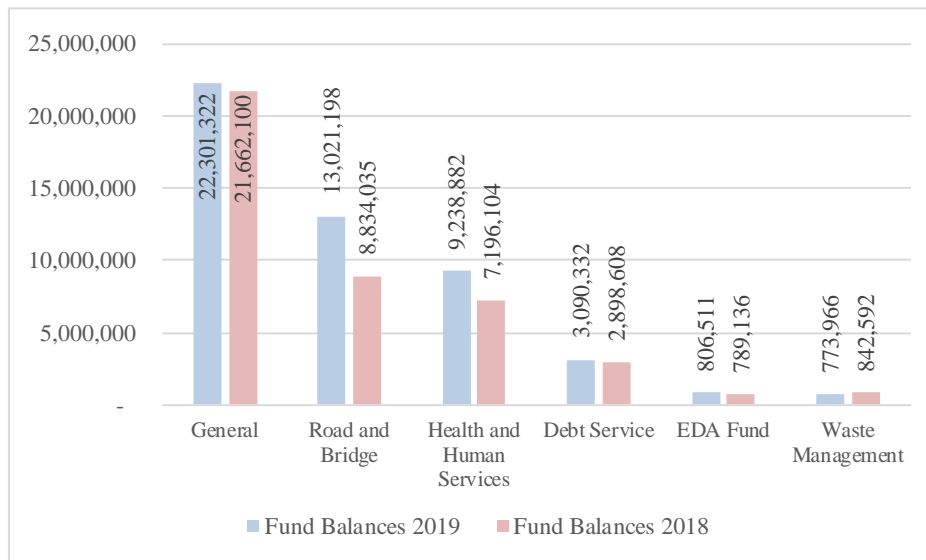
Governmental funds

The focus of the County’s governmental funds is to provide information on the near-term inflows, outflows and balances of spendable resources. Such information is useful in assessing the County’s financing requirements. In particular, unassigned fund balance may serve as a useful measure of the County’s net resources available for spending at the end of the fiscal year. Unlike the government-wide statements, the government fund statements take into account timing of cash flows when reporting revenues. See pages 27 and 30 for reconciliations of government funds to governmental activities (government-wide).

**GOODHUE COUNTY
RED WING, MINNESOTA
MANAGEMENTS DISCUSSION AND ANALYSIS
DECEMBER 31, 2019**

On December 31, 2019, the County’s governmental funds reported combined ending fund balances of \$49,232,211, an increase of \$7,009,636 from the previous year. This change is due primarily to increases in the road and bridge and health and human services funds. \$14,619,539, or 29.7%, is unassigned fund balance in the general fund and can be used as determined appropriate by the County. The remaining amount of fund balance is restricted, committed or assigned in some manner due to internal or external constraints on use of the resources (\$33,871,918, 68.8%) and can only be used for specific purposes, or is not spendable due to the nature of the underlying assets (\$740,754, 1.5%).

**Governmental Funds
Fund Balances**



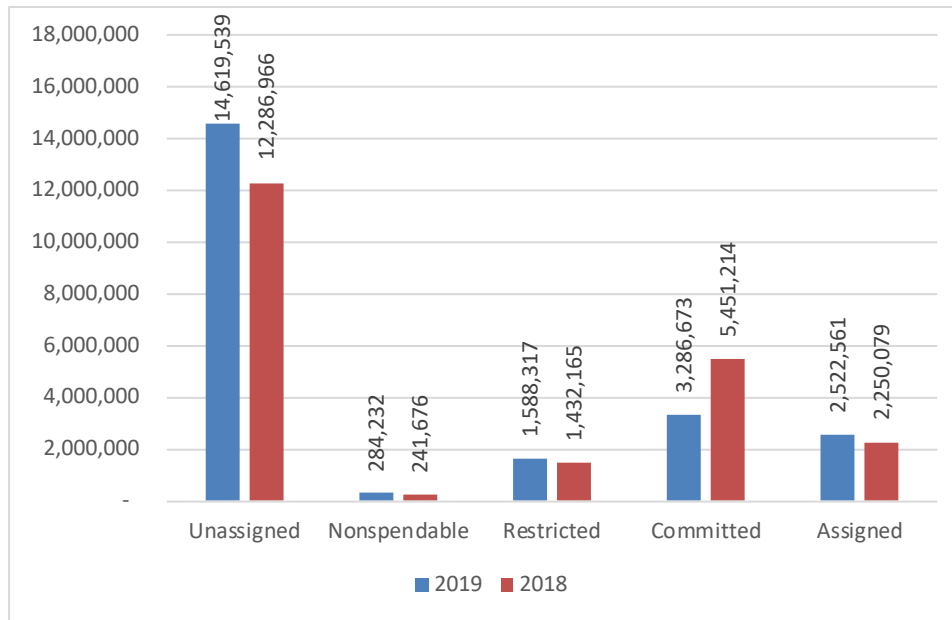
The General Fund is the primary operating fund of the County government. The majority of the County’s general operations and traditional services are reported here. The total fund balance in the general fund increased by \$639,222, or 3.0%. This increase is due to sound financial controls over the County’s planned operations.

Expenditures increased \$4.4 million, or 15.8% from the prior year. General government expenditures increased \$2.4 million, due primarily to the large SCHA capital contribution; culture and recreation expenditures were \$691,916 higher due to a pass-through grant for bridge construction on the Cannon Valley Trail; and capital outlay expenditures increased \$1.0 million due primarily to roof and HVAC replacement projects at the main public works facility that were completed in 2019.

**GOODHUE COUNTY
RED WING, MINNESOTA
MANAGEMENTS DISCUSSION AND ANALYSIS
DECEMBER 31, 2019**

Revenues increased over the prior year by \$4,011,960, or 14.0%. Tax revenues increased by \$2,542,817 (13.1%) due to tax rate increases and market value increases averaging 5.8% and 5.2%, respectively. Investment earnings were \$1,423,155, or 381.1%, higher due to favorable market conditions, including higher interest rates and increases in market values.

**General Fund
Fund Balances**



Of the total \$22,301,322 fund balance in the general fund, \$14,619,539, or 65.6% is unassigned and can be used to fund general County operations. \$1,588,317, or 7.1% is restricted by outside governmental or other agency authority and \$5,809,234, or 26.0% is restricted by County management or the County Board of Commissioners. The majority of the internal restrictions for this fund balance relate to contingency funds for emergencies and funds held for known future but infrequent obligations.

Unassigned fund balance increased \$2,332,573, or 19.0%. The majority of this change relates to the release of internal fund balance commitment of \$1.94 million for a capital call from the South Country Health Alliance (SCHA). The remainder of the decrease in the committed fund balance is due to an increase in vacation termination payouts and environmental ordinance funds spent on a major cleanup of a nuisance property in the County.

The Road and Bridge Special Revenue Fund accounts for construction, improvements and maintenance of the County’s infrastructure (roads, bridges, etc.) The fund balance of \$13,021,198 as of the end of 2019 represents an increase of \$4,187,163, or 47.4% from 2018. \$3.4 million of this increase is due to receipts of the new local option sales tax proceeds; the remainder is due primarily to the timing of spending for planned road and bridge projects.

**GOODHUE COUNTY
RED WING, MINNESOTA
MANAGEMENTS DISCUSSION AND ANALYSIS
DECEMBER 31, 2019**

The Health and Human Services Special Revenue Fund is used to account for expenditures for public assistance, social services and other public health programs that are supported by resources of the federal and state governments, along with local taxpayer dollars. The fund balance of \$9,238,882 as of the end of 2019 is \$2,042,778, or 28.4% (\$1,570,184, or 20.5% as restated) higher than the end of 2018. This increase is due to higher than expected state and federal grant revenues for provision of increased levels of child, mental and other health services.

The Economic Development Authority Special Revenue Fund is used to account for various economic activities, primarily loans to provide assistance with expenditures related to a 2010 flood event. All original loan proceeds were distributed as of June 2013. Repayments from this specific loan program are deposited into a revolving loan program within this fund to be used for other economic development purposes. The fund balance of \$806,511 at the end of 2019 represents a slight increase of \$17,375, or 2.2% over the prior year.

The Debt Service Fund accounts for resources designated for repayment of principal and interest on bonds. The majority of these funds are derived from property tax revenues. The fund balance of \$3,090,332 at the end of 2019 represents an increase of \$191,724, or 6.6% over the 2018 ending balance. Of this balance, \$2,492,640 will be used to fund principal and interest payments due in February of 2020; the remaining \$597,692 represents resources held in a sinking fund for the 2012B QECCB bonds, for which total principal payment of \$1,295,000 is due in 2027.

The Waste Management Fund is used to account for recycling and waste disposal activities, including management of the County's closed landfill. The fund balance as of December 31, 2019 was \$773,966, a decrease of \$68,626, or 8.1% over 2018. The decrease is due to a decline in revenues for sale of recycled materials related to both a decrease in prices and overall demand for the materials. Of this amount, \$220,369 is restricted for use for landfill operations.

Fiduciary funds are used to account for resources held for the benefit of parties outside the County. These resources are not available to support the County's own programs, thus they are not included in the government-wide or government fund financial statements. Any County activity related to these funds has been recorded in the County's governmental funds. Goodhue County has six fiduciary funds. The Social Welfare Fund is a private-purpose trust fund; the other five are custodial funds: (1) Taxes and Penalties Fund, (2) State Licenses, Fees and Other Taxes Fund, (3) Medical Assistance Recoveries Fund, (4) Civil Process Fund, and (5) Inmate Canteen and Services Fund. Separate (summary) fiduciary financial statements can be found starting on page 31 and combining statements can be found in the Supplementary Information section, starting on page 115.

General Fund Budgetary Highlights

The County budget is prepared annually on a modified accrual basis and is adopted by Board resolution in December of each preceding year. The difference between the original and final amended expenditure budgets was \$73,954. Adjustments of \$61,454 were carryover of prior year capital projects and \$12,500 was for an operating grant in the Veterans' service office.

**GOODHUE COUNTY
RED WING, MINNESOTA
MANAGEMENTS DISCUSSION AND ANALYSIS
DECEMBER 31, 2019**

For the year ended December 31, 2019, actual general fund expenditures were \$973,658, or 3.1% greater than budget. General government expenditures were \$1,492,341 more than budget due to the \$1.94 million capital contribution to SCHA; this was offset by savings related to personnel turnover and temporary vacancies. Public safety expenditures were \$563,581 less than budget due to personnel savings due to increased turnover frequency and increased duration of unfilled detention deputy positions. Revenues were over budget by \$1,641,408, or 5.3%, due to increased investment income.

CAPITAL ASSETS AND DEBT ADMINISTRATION

Capital Assets

The County's investment in capital assets (net of accumulated depreciation) as of December 31, 2019, amounts to \$142,203,410. This investment includes land, roads and bridges, buildings, vehicles and other equipment. See Table 4 below and Note 3.A.3 on pages 54-55 for additional information on capital assets.

**Table 4
Capital Assets at Year-End
(Net of Depreciation)**

	Governmental Activities		
	2019	2018	\$ Change
Land	\$ 9,426,296	\$ 9,488,268	\$ (61,972)
Construction in progress	17,122	94,572	(77,450)
Buildings and land improvements	26,537,769	26,555,085	(17,316)
Machinery, vehicles, furniture, and equipment	10,541,013	10,747,123	(206,110)
Infrastructure	95,681,210	99,660,040	(3,978,830)
Totals	<u>\$ 142,203,410</u>	<u>\$ 146,545,088</u>	<u>\$ (4,341,678)</u>

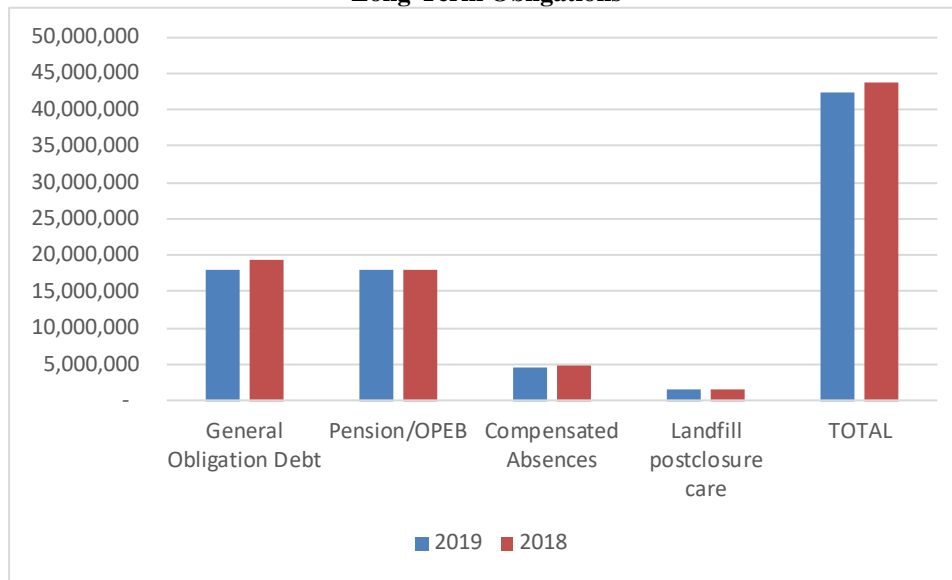
Total capital assets decreased \$4,341,678, or 3.0% from 2018. This decrease is due to the normal depreciation expense for all categories of \$6,707,975 offset by increases of \$1.03 million in buildings as a result of completion of a new roof and heating/air conditioning project at the main public works facility and \$1.29 million in equipment due to large purchases for public safety and highways and streets.

**GOODHUE COUNTY
RED WING, MINNESOTA
MANAGEMENTS DISCUSSION AND ANALYSIS
DECEMBER 31, 2019**

Debt and Other Long-Term Obligations

At December 31, 2019, the County’s total long-term obligations were \$42,326,723, a \$1,332,513 (3.1%) decrease over the balance at December 31, 2018. This decrease was due primarily to regularly scheduled principal payment on general obligation debt; no new debt was issued in 2019. See Table 5 below and Note 3.C.2 for details.

**Table 5
Long-Term Obligations**



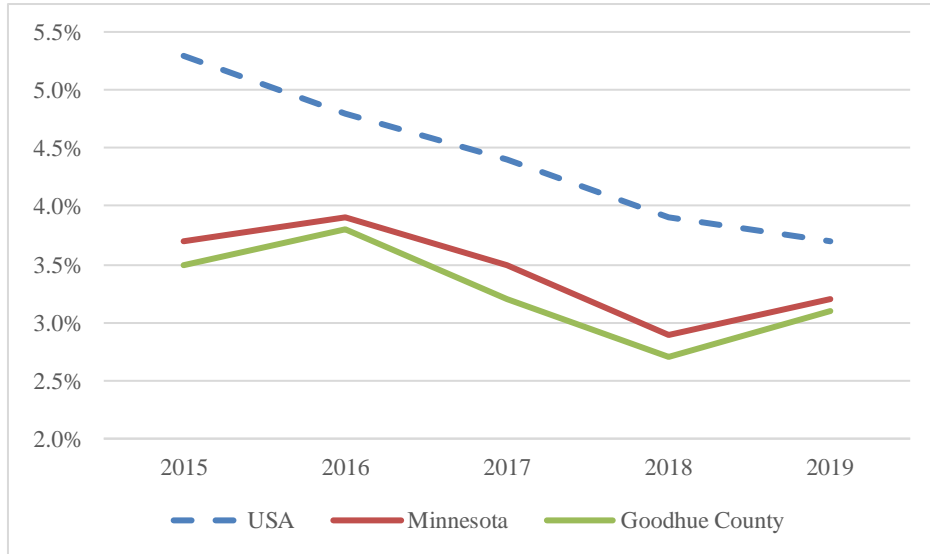
ECONOMIC FACTORS AND NEXT YEAR’S BUDGETS AND RATES

Unemployment

The 12-month averages for unemployment in 2019 for the U.S., Minnesota and Goodhue County were 3.7%, 3.2%, and 3.1%, respectively. This compares to 3.9%, 2.9%, and 2.7% for 2018. After trending downward for several years, rates increased slightly for Minnesota and Goodhue County in 2019. We believe the County will continue to remain below the national average and we are not aware of any significant pending workforce reductions in the area.

**GOODHUE COUNTY
RED WING, MINNESOTA
MANAGEMENTS DISCUSSION AND ANALYSIS
DECEMBER 31, 2019**

**Table 6
Unemployment Rates - 5-Year Trend**



Property Values & Taxes

The taxable market value of all property in the County increased 1.3% from 2019 to 2020. Residential property increased 3.8% and utility properties increased 5.3%. Estimated market value, which is the primary driver for taxable market value is determined by analysis of recent sales history and future price trends of similar properties. The State Board of Assessors mandates that the overall level of assessment for each property classification be between 90-105% of estimated market value. The assessed value of utility properties is calculated by the state of Minnesota. Xcel Energy properties represent the majority of the utility properties in the County. For 2020, the final estimated market value of these properties made up 11.7% of the County’s total estimated market value for all properties, as compared to 11.5% for 2019. The tax rates also remained consistent, at 46.502% for 2020, as compared to 46.661% for 2019.

Local Option Sales Tax

On July 24, 2018, the County Board approved a ½ percent local option sales tax, effective January 1, 2019, through December 31, 2027. These revenues will be used for specific County transportation projects beginning in 2021, including a large interchange project on U.S. Highway 52. Collections for the first year of this tax were significantly greater than the initial estimated and budgeted amount - \$3.4 million collected as compared to \$2.0 million budgeted.

Personnel Costs

These expenses represent 44% of the County’s 2020 budget. Personnel costs in the 2020 budget increased \$1.08 million from 2019 due to insurance coverage changes (single compared to family coverage) and staffing changes, along with a healthcare renewal rate increase of 3.9% and a cost-of-living wage increase of 3.0%. We expect health care insurance rates to continue to trend upward, and for at least the near future, wage costs to decrease slightly due to staffing retirements.

**GOODHUE COUNTY
RED WING, MINNESOTA
MANAGEMENTS DISCUSSION AND ANALYSIS
DECEMBER 31, 2019**

State Financial Position

The County's elected and appointed officials considered many factors when setting the tax and fee rates for the 2020 budget. In addition to property tax and service fee revenues, the County relies on several state revenue sources, including state-paid aids, credits and grants. If the state of Minnesota were to significantly change the state payment funding formula, it could have a major impact on the County's following year's budget. County personnel continually monitor state legislation in order to be prepared for any changes that may occur. As of the date of this report, there is no indication that any material changes have been made; however, as a result of the ongoing COVID-19 pandemic, the state has significantly revised its budget projections for the current biennium from a \$1.5 billion surplus to a \$2.4 billion deficit.

Budgeting Approach

The County prepares its budget using a two-year cycle. After a thorough review by County management and staff, a preliminary budget is presented to the Board in August for discussion and review. As required in the state of Minnesota, the Board approves the draft budget and establishes a preliminary levy in September. In December, after all requested special levies have been approved by the Department of Revenue, the Board finalizes the budget, setting the final levy and approving all amounts within the state-mandated levy limits, if applicable. The County strives to maintain a balanced, yet effective budget, to use resources in the most responsible and efficient manner while most effectively promoting the health, safety and well-being of our residents.

COVID-19

The COVID-19 pandemic and the related national and local emergencies declared in March 2020 have caused significant recent volatility in economic conditions and increased unemployment rates. The overall lasting impact of the pandemic on long-term property values, state gas tax revenues, local sales tax revenues, unemployment rates and investment interest rates is unknown. The County has not yet experienced any detrimental effects related to the pandemic and is actively monitoring activities and reviewing the 2020 budget plan. On May 5, 2020, the Board approved a property tax penalty abatement program whereby penalties for late payment of first half taxes can be reduced by 50% upon application and approval of the County Auditor/Treasurer.

REQUESTS FOR INFORMATION

This financial report is designed to provide our citizens, taxpayers, customers, investors, and creditors with a general overview of Goodhue County's finances. If you have any questions about this report or need additional information, please contact Finance & Taxpayer Services, Goodhue County Government Center, 509 W. 5th Street, Red Wing, Minnesota 55066, or at (651) 385-3040.

BASIC FINANCIAL STATEMENTS

GOVERNMENT-WIDE FINANCIAL STATEMENTS

**GOODHUE COUNTY
RED WING, MINNESOTA
STATEMENT OF NET POSITION
GOVERNMENTAL ACTIVITIES
DECEMBER 31, 2019**

Assets

Cash and pooled investments	\$	48,887,452
Petty cash and change funds		2,350
Taxes receivable		
Delinquent		400,002
Current		13,933
Accounts receivable		388,664
Accrued interest receivable		148,016
Loans receivable		842,809
Due from other governments		9,343,299
Inventories		420,302
Prepaid items		320,452
Restricted assets		
Cash and pooled investments		220,369
Investment in joint venture		4,265,307
Capital assets		
Non-depreciable		9,443,418
Depreciable - net of accumulated depreciation		132,759,992
		<u>207,456,365</u>
Total Assets	\$	<u>207,456,365</u>

Deferred Outflows of Resources

Deferred pension outflows	\$	4,778,522
Deferred OPEB outflows		90,934
		<u>4,869,456</u>
Total Deferred Outflows of Resources	\$	<u>4,869,456</u>

Liabilities

Accounts payable	\$	1,679,717
Salaries payable		1,499,012
Contracts payable		271,646
Due to other governments		401,485
Accrued interest payable		198,586
Customer deposits		26,046
Long-term liabilities		
Due within one year		3,300,045
Due in more than one year		20,962,531
Net pension liability		16,778,905
OPEB liability		1,285,242
		<u>46,403,215</u>
Total Liabilities	\$	<u>46,403,215</u>

**GOODHUE COUNTY
RED WING, MINNESOTA
STATEMENT OF NET POSITION (CONTINUED)
GOVERNMENTAL ACTIVITIES
DECEMBER 31, 2019**

Deferred Inflows of Resources

Taxes received for future periods	\$	44,357
Deferred pension inflows		9,921,825
Deferred OPEB inflows		33,231
		33,231
Total Deferred Inflows of Resources	\$	9,999,413

Net Position

Net investment in capital assets	\$	124,111,284
Restricted for		
General government		743,579
Public safety		359,103
Highways and streets		5,826,797
Human services		501,646
Conservation of natural resources		228,751
Economic development		546,963
Debt service		2,919,065
Landfill postclosure		220,369
Gravel pit postclosure		256,884
Unrestricted		20,208,752
		20,208,752
Total Net Position	\$	155,923,193

**GOODHUE COUNTY
RED WING, MINNESOTA
STATEMENT OF ACTIVITIES
FOR THE YEAR ENDED DECEMBER 31, 2019**

	<u>Program Revenues</u>			<u>Net (Expense) Revenue and Changes in Net Position</u>	
	<u>Expenses</u>	<u>Fees, Charges, Fines, and Other</u>	<u>Operating Grants and Contributions</u>		<u>Capital Grants and Contributions</u>
Functions/Programs					
Primary government					
Governmental activities					
General government	\$ 14,035,828	\$ 2,252,714	\$ 366,200	\$ -	\$ (11,416,914)
Public safety	15,605,175	1,858,873	1,305,419	-	(12,440,883)
Highways and streets	15,466,141	238,051	7,451,233	405,749	(7,371,108)
Sanitation	901,715	155,775	136,396	-	(609,544)
Human services	13,367,608	1,404,682	6,431,521	-	(5,531,405)
Health	3,950,154	1,086,345	2,279,377	-	(584,432)
Culture and recreation	1,501,690	-	144,191	668,767	(688,732)
Conservation of natural resources	676,100	117,718	51,052	-	(507,330)
Economic development	62,997	13,232	-	-	(49,765)
Interest	476,084	-	-	-	(476,084)
Total Governmental Activities	<u>\$ 66,043,492</u>	<u>\$ 7,127,390</u>	<u>\$ 18,165,389</u>	<u>\$ 1,074,516</u>	<u>\$ (39,676,197)</u>
General Revenues					
Property taxes				\$ 35,721,001	
Local option sales taxes				3,376,562	
Gravel taxes				84,465	
Mortgage registry and deed tax				61,868	
Solar production tax				43,941	
Wheelage tax				524,243	
Payments in lieu of tax				275,705	
Grants and contributions not restricted to specific programs				2,290,802	
Unrestricted investment earnings				1,796,320	
Miscellaneous				632,955	
Gain on sale of capital assets				104,860	
Total general revenues				<u>\$ 44,912,722</u>	
Change in net position				<u>\$ 5,236,525</u>	
Net Position - Beginning, prior to restatement				150,214,074	
Restatement - GASB 84				472,594	
Net Position - Beginning, restated				<u>150,686,668</u>	
Net Position - Ending				<u>\$ 155,923,193</u>	

FUND FINANCIAL STATEMENTS

GOVERNMENTAL FUNDS

**GOODHUE COUNTY
RED WING, MINNESOTA
BALANCE SHEET – GOVERNMENTAL FUNDS
DECEMBER 31, 2019**

	General	Road and Bridge
Assets		
Cash and pooled investments	\$ 23,279,327	\$ 12,605,571
Petty cash and change funds	1,675	50
Taxes receivable - Delinquent	245,476	46,022
Special assessments - Current	-	-
Accounts receivable	63,463	16,182
Accrued interest receivable	148,016	-
Due from other funds	5,248	2,322
Due from other governments	1,323,830	6,541,854
Prepaid items	284,232	3,673
Inventories	-	420,302
Loans receivable	-	-
Restricted assets	-	-
Cash and pooled investments	-	-
Total Assets	\$ 25,351,267	\$ 19,635,976
Liabilities, Deferred Inflows of Resources, and Fund Balances		
Liabilities		
Accounts payable	\$ 1,033,467	\$ 90,244
Salaries payable	904,939	118,216
Contracts payable	-	271,646
Due to other funds	1,203	-
Due to other governments	13,902	248,370
Customer deposits	26,046	-
Total Liabilities	\$ 1,979,557	\$ 728,476
Deferred Inflows of Resources		
Unavailable revenue	\$ 1,043,161	\$ 5,881,203
Taxes received for future periods	27,227	5,099
Total Deferred Inflows of Resources	\$ 1,070,388	\$ 5,886,302
Fund Balances		
Nonspendable	\$ 284,232	\$ 423,975
Restricted	1,588,317	-
Committed	3,286,673	604,404
Assigned	2,522,561	11,992,819
Unassigned	14,619,539	-
Total Fund Balances	\$ 22,301,322	\$ 13,021,198
Total Liabilities, Deferred Inflows of Resources, and Fund Balances	\$ 25,351,267	\$ 19,635,976

**GOODHUE COUNTY
RED WING, MINNESOTA
BALANCE SHEET – GOVERNMENTAL FUNDS (CONTINUED)
DECEMBER 31, 2019**

<u>Health and Human Services</u>	<u>Economic Development Authority</u>	<u>Debt Service</u>	<u>Nonmajor Fund Waste Management</u>	<u>Total</u>
\$ 8,854,012	\$ 492,136	\$ 3,086,124	\$ 570,282	\$ 48,887,452
550	-	-	75	2,350
82,023	286	21,808	4,387	400,002
-	-	13,933	-	13,933
302,751	-	-	6,268	388,664
-	-	-	-	148,016
-	-	-	-	7,570
1,467,972	-	-	9,643	9,343,299
32,547	-	-	-	320,452
-	-	-	-	420,302
-	842,809	-	-	842,809
-	-	-	220,369	220,369
<u>\$ 10,739,855</u>	<u>\$ 1,335,231</u>	<u>\$ 3,121,865</u>	<u>\$ 811,024</u>	<u>\$ 60,995,218</u>
\$ 540,546	\$ 582	\$ 1,800	\$ 13,079	\$ 1,679,718
459,059	-	-	16,798	1,499,012
-	-	-	-	271,646
5,248	-	-	1,119	7,570
136,330	-	-	2,883	401,485
-	-	-	-	26,046
<u>\$ 1,141,183</u>	<u>\$ 582</u>	<u>\$ 1,800</u>	<u>\$ 33,879</u>	<u>\$ 3,885,477</u>
\$ 350,691	\$ 528,106	\$ 27,319	\$ 2,693	\$ 7,833,173
9,099	32	2,414	486	44,357
<u>\$ 359,790</u>	<u>\$ 528,138</u>	<u>\$ 29,733</u>	<u>\$ 3,179</u>	<u>\$ 7,877,530</u>
\$ 32,547	\$ -	\$ -	\$ -	\$ 740,754
501,646	546,963	3,090,332	220,369	5,947,627
150,550	259,548	-	35,075	4,336,250
8,554,139	-	-	518,522	23,588,041
-	-	-	-	14,619,539
<u>\$ 9,238,882</u>	<u>\$ 806,511</u>	<u>\$ 3,090,332</u>	<u>\$ 773,966</u>	<u>\$ 49,232,211</u>
<u>\$ 10,739,855</u>	<u>\$ 1,335,231</u>	<u>\$ 3,121,865</u>	<u>\$ 811,024</u>	<u>\$ 60,995,218</u>

**GOODHUE COUNTY
RED WING, MINNESOTA
RECONCILIATION OF GOVERNMENTAL FUNDS BALANCE SHEET
TO THE STATEMENT OF NET POSITION – GOVERNMENTAL ACTIVITIES
DECEMBER 31, 2019**

Fund balances - total governmental funds **\$ 49,232,211**

Amounts reported for governmental activities in the statement of net position are different because:

Capital assets, net of accumulated depreciation, used in governmental activities are not financial resources and, therefore, are not reported in the governmental funds. 142,203,410

Investment in joint venture is not available to pay for current period expenditures and, therefore, is not reported in the governmental funds. 4,265,307

Other long-term assets are not available to pay for current period expenditures and, therefore, are deferred in the governmental funds. 7,833,174

Deferred outflows of resources resulting from pension obligations are not available resources and, therefore, are not reported in the governmental funds. 4,778,522

Deferred outflows of resources resulting from OPEB obligations are not available resources and, therefore, are not reported in the governmental funds. 90,934

Long-term liabilities, including bonds payable, are not due and payable in the current period and, therefore, are not reported in the governmental funds.

General obligation bonds	\$	(17,845,000)	
Bond issuance discounts		15,050	
Bond issuance premiums		(256,047)	
Net pension liability		(16,778,905)	
Net OPEB liability		(1,285,242)	
Compensated absences		(4,654,867)	
Accrued interest payable		(198,586)	
Landfill postclosure care liability		<u>(1,521,712)</u>	(42,525,309)

Deferred inflows of resources resulting from pension obligations are not due and payable in the current period and, therefore, are not reported in the governmental funds. (9,921,825)

Deferred inflows of resources resulting from pension obligations are not due and payable in the current period and, therefore, are not reported in the governmental funds. (33,231)

Net Position of Governmental Activities **\$ 155,923,193**

**GOODHUE COUNTY
RED WING, MINNESOTA
STATEMENT OF REVENUES, EXPENDITURES, AND CHANGES IN FUND BALANCES
GOVERNMENTAL FUNDS
FOR THE YEAR ENDED DECEMBER 31, 2019**

	<u>General</u>	<u>Road and Bridge</u>
Revenues		
Taxes	\$ 22,019,088	\$ 8,047,294
Special assessments	3,500	-
Licenses and permits	500,556	12,902
Intergovernmental	4,349,251	6,846,023
Charges for services	2,416,497	121,093
Fines and forfeits	11,594	-
Gifts and contributions	37,816	-
Investment earnings	1,796,598	-
Miscellaneous	1,553,619	91,680
Total Revenues	\$ 32,688,519	\$ 15,118,992
Expenditures		
Current		
General government	\$ 13,251,609	\$ -
Public safety	14,346,461	-
Highways and streets	-	10,297,770
Sanitation	-	-
Human services	-	-
Health	-	-
Culture and recreation	1,468,563	29,420
Conservation of natural resources	678,434	-
Economic development	4,446	-
Capital outlay		
General government	485,123	-
Public safety	527,434	-
Highways and streets	1,333,392	-
Debt service		
Principal	-	-
Interest	-	-
Administrative (fiscal) charges	-	-
Intergovernmental		
Highways and streets	-	538,457
Total Expenditures	\$ 32,095,462	\$ 10,865,647
Excess of Revenues Over (Under) Expenditures	\$ 593,057	\$ 4,253,345
Other Financing Sources (Uses)		
Transfers in	\$ 52,500	\$ 884
Transfers out	(63,574)	-
Proceeds from sale of capital assets	57,239	-
Total Other Financing Sources (Uses)	\$ 46,165	\$ 884
Changes in Fund Balance	\$ 639,222	\$ 4,254,229
Fund Balance - January 1 (prior to restatement)	21,662,100	8,834,035
Restatement - GASB 84	-	-
Fund Balance - January 1 (restated)	21,662,100	8,834,035
Increase (decrease) in inventories	-	(67,066)
Fund Balance - December 31	\$ 22,301,322	\$ 13,021,198

**GOODHUE COUNTY
RED WING, MINNESOTA
STATEMENT OF REVENUES, EXPENDITURES, AND CHANGES IN FUND BALANCES
(CONTINUED)
GOVERNMENTAL FUNDS
FOR THE YEAR ENDED DECEMBER 31, 2019**

Health and Human Services	Economic Development Authority	Debt Service	Nonmajor Fund Waste Management	Total
\$ 7,356,324	\$ 25,655	\$ 1,951,640	\$ 393,010	\$ 39,793,011
-	-	12,772	-	16,272
-	-	-	5,201	518,659
8,812,726	380	67,129	142,736	20,218,245
1,894,275	-	-	74,155	4,506,020
-	-	-	-	11,594
4,376	-	-	-	42,192
685	-	-	330	1,797,613
569,868	49,891	-	91,560	2,356,618
\$ 18,638,254	\$ 75,926	\$ 2,031,541	\$ 706,992	\$ 69,260,224
\$ -	\$ -	\$ -	\$ -	\$ 13,251,609
-	-	-	-	14,346,461
-	-	-	-	10,297,770
-	-	-	775,618	775,618
13,206,125	-	-	-	13,206,125
3,872,135	-	-	-	3,872,135
-	-	-	-	1,497,983
-	-	-	-	678,434
-	58,551	-	-	62,997
-	-	-	-	485,123
-	-	-	-	527,434
-	-	-	-	1,333,392
-	-	1,325,000	-	1,325,000
-	-	488,095	-	488,095
-	-	26,722	-	26,722
-	-	-	-	538,457
\$ 17,078,260	\$ 58,551	\$ 1,839,817	\$ 775,618	\$ 62,713,355
\$ 1,559,994	\$ 17,375	\$ 191,724	\$ (68,626)	\$ 6,546,869
\$ 62,690	\$ -	\$ -	\$ -	\$ 116,074
(52,500)	-	-	-	(116,074)
-	-	-	-	57,239
\$ 10,190	\$ -	\$ -	\$ -	\$ 57,239
\$ 1,570,184	\$ 17,375	\$ 191,724	\$ (68,626)	\$ 6,604,108
7,196,104	789,136	2,898,608	842,592	42,222,575
472,594	-	-	-	472,594
7,668,698	789,136	2,898,608	842,592	42,695,169
-	-	-	-	(67,066)
\$ 9,238,882	\$ 806,511	\$ 3,090,332	\$ 773,966	\$ 49,232,211

The notes to the financial statements are an integral part of this statement.

**GOODHUE COUNTY
RED WING, MINNESOTA
RECONCILIATION OF THE STATEMENT OF REVENUES, EXPENDITURES,
AND CHANGES IN FUND BALANCES OF GOVERNMENTAL FUNDS
TO THE STATEMENT OF ACTIVITIES – GOVERNMENTAL ACTIVITIES
FOR THE YEAR ENDED DECEMBER 31, 2019**

Net change in fund balances - total governmental funds **\$ 6,604,108**

Amounts reported for governmental activities in the statement of activities are different because:

In the funds, under the modified accrual basis, receivables not available for expenditure are deferred. In the statement of activities, those revenues are recognized when earned. The adjustment to revenue between the fund statements and the statement of activities is the increase or decrease in revenue deferred as unavailable.

Unavailable revenue - December 31	\$ 7,833,174	
Unavailable revenue - January 1	(5,911,080)	1,922,094

Governmental funds report capital outlay as expenditures. However, in the statement of activities, the cost of those assets is allocated over their estimated useful lives and reported as depreciation expense. Also, in the statement of activities, only the gain or loss on the disposal of assets is reported; whereas, in the governmental funds, the proceeds from the sale increase financial resources. Therefore, the change in net position differs from the change in fund balance by the net book value of the assets sold.

Expenditures for general capital assets and infrastructure	\$ 2,413,215	
Net book value of assets sold	(46,920)	
Current year depreciation	(6,707,975)	(4,341,680)

In the statement of net position, an asset is reported for the equity interest in joint venture. The change in net position differs from the change in fund equity by the increases and decreases in the investment in joint venture. 99,336

Issuing long-term debt provides current financial resources to governmental funds, while the repayment of debt consumes current financial resources. Neither transaction, however, has any effect on net position.

Principal repayments		1,325,000
----------------------	--	-----------

Some expenses reported in the statement of activities do not require the use of current financial resources and, therefore, are not reported as expenditures in governmental funds.

Amortization of bond premiums and discounts	\$ 29,161	
Change in net pension liability	6,080	
Change in total OPEB liability	(56,566)	
Change in accrued interest payable	9,572	
Change in landfill postclosure care liability	(57,931)	
Change in compensated absences	86,769	
Change in deferred outflows of resources	(3,927,498)	
Change in deferred inflows of resources	3,605,146	
Change in inventories	(67,066)	(372,333)

Change in Net Position of Governmental Activities **\$ 5,236,525**

FIDUCIARY FUNDS

**GOODHUE COUNTY
RED WING, MINNESOTA
STATEMENT OF FIDUCIARY NET POSITION
FIDUCIARY FUNDS
DECEMBER 31, 2019**

	Social Welfare Private-Purpose Trust Fund	Custodial Funds
Assets		
Cash and pooled investments	\$ 183,875	\$ 1,266,170
Accounts receivable	-	908,534
Due from other governments	-	327
	\$ 183,875	\$ 2,175,031
 Liabilities		
Due to other governments	\$ -	\$ 1,275,284
	\$ -	\$ 1,275,284
 Net Position		
Restricted for individuals, organizations and other governments	\$ 183,875	\$ 899,747
	\$ 183,875	\$ 899,747

**GOODHUE COUNTY
RED WING, MINNESOTA
STATEMENT OF CHANGES IN FIDUCIARY NET POSITION
FIDUCIARY FUNDS
FOR THE YEAR ENDED DECEMBER 31, 2019**

	Social Welfare Private-Purpose Trust Fund	Custodial Funds
Additions		
Contributions-Individual	\$ -	\$ 149,661
Contributions on behalf of others	1,135,342	-
Property tax collections for other governments	-	73,035,950
Contributions from governments	-	1,795,342
License fees collected for state government	-	167,965
Civil process collections	-	361,805
Other contributions	-	40,720
	\$ 1,135,342	\$ 75,551,443
 Deductions		
Payments on behalf of clients	\$ 1,089,917	\$ -
Payments to individuals	-	95,811
Payments of property tax to other governments	-	73,064,377
Other payments to other governments	-	2,051,030
Payments to other entities	-	385,938
	\$ 1,089,917	\$ 75,597,156
 Net Increase (Decrease) in Fiduciary Net Position	 \$ 45,425	 \$ (45,713)
 Net Position - Beginning, prior to restatement	 -	 -
Restatement - GASB 84	138,450	945,460
Net position - beginning, restated	138,450	945,460
 Net position - ending	\$ 183,875	\$ 899,747

**GOODHUE COUNTY
RED WING, MINNESOTA
NOTES TO THE FINANCIAL STATEMENTS
DECEMBER 31, 2019**

1. Summary of Significant Accounting Policies

Goodhue County's financial statements are prepared in accordance with accounting principles generally accepted in the United States of America (GAAP) for the year ended December 31, 2019. The Governmental Accounting Standards Board (GASB) is responsible for establishing GAAP for state and local governments through its pronouncements (statements and interpretations). The more significant accounting policies established in GAAP and used by the County are discussed below.

A. Financial Reporting Entity

Goodhue County was established March 5, 1853, and is an organized county having the powers, duties, and privileges granted counties by Minn. Stat. ch. 373. As required by accounting principles generally accepted in the United States of America, these financial statements present Goodhue County (primary government) and its blended component unit. The County is governed by a five-member Board of Commissioners (the Board) elected from districts within the County. The Board is organized with a chair and vice chair elected at the first annual meeting in January of each year.

Blended Component Unit

Blended component units are legally separate organizations that are so intertwined with the County that they are, in substance, the same as the County and, therefore, are reported as if they were part of the County. Goodhue County has one blended component unit – the Economic Development Authority (EDA). The EDA is included in the County's reporting entity, contained in a separate fund, because the County commissioners are the members of the EDA Board, and County management has operational responsibility for the EDA. Separate financial statements are not prepared.

Joint Ventures

The County participates in several joint ventures that are described in Note 6.C. The County also participates in jointly governed organizations described in Note 6.D.

**GOODHUE COUNTY
RED WING, MINNESOTA
NOTES TO THE FINANCIAL STATEMENTS
DECEMBER 31, 2019**

1. Summary of Significant Accounting Policies (Continued)

B. Basic Financial Statements

1. Government-Wide Statements

The government-wide financial statements (the statement of net position and the statement of activities) display information about the primary government, including its blended component unit. These statements include the financial activities of the overall County government, except for fiduciary activities. Eliminations have been made to minimize the double counting of internal activities.

The government-wide statement of net position is presented on a consolidated basis and is reported on a full accrual, economic resource basis, which recognizes all long-term assets and receivables as well as long-term debt and obligations.

The County's net position is reported in three parts: (1) net investment in capital assets, (2) restricted net position, and (3) unrestricted net position. The County first utilizes restricted resources to finance qualifying activities.

The statement of activities demonstrates the degree to which the direct expenses of each function of the County's governmental activities are offset by program revenues. Direct expenses are those that are clearly identifiable with a specific function or activity. Program revenues include: (1) fees, fines, and charges paid by the recipients of goods, services, or privileges provided by a given function or activity; and (2) grants and contributions that are restricted to meeting the operational or capital requirements of a particular function or activity. Revenues that are not classified as program revenues, including all taxes, are presented as general revenues.

2. Fund Financial Statements

The fund financial statements provide information about the County's funds, including its fiduciary funds and blended component unit. Separate statements for each fund category--governmental and fiduciary--are presented. The emphasis of governmental fund financial statements is on major individual governmental funds, with each displayed as separate columns in the fund financial statements. All remaining governmental funds are aggregated and reported as nonmajor funds.

**GOODHUE COUNTY
RED WING, MINNESOTA
NOTES TO THE FINANCIAL STATEMENTS
DECEMBER 31, 2019**

1. Summary of Significant Accounting Policies (Continued)

B. Basic Financial Statements (Continued)

2. Fund Financial Statements (Continued)

The County reports the following major governmental funds:

The General Fund is the County's primary operating fund. It accounts for all financial resources of the general government, except those accounted for in another fund.

The Road and Bridge Special Revenue Fund accounts for restricted revenue sources from the federal, state, and other oversight agencies, as well as committed property tax revenues for the construction and maintenance of roads, bridges, and other projects affecting County roadways.

The Health and Human Services Special Revenue Fund accounts for committed property tax revenues and grants used to support economic assistance and community social services programs.

The Economic Development Authority (EDA) Special Revenue Fund accounts for restricted revenue sources from the federal, state, and other oversight agencies, as well as committed property tax revenues used to account for various economic activities including the loans made to provide assistance with flood-related expenditures after the 2010 flood. Repayments from these loans will go in to a revolving loan program within this Fund.

The Debt Service Fund is used to account for the accumulation of resources for, and the payment of principal, interest, and related costs of general long-term debt that are primarily financed by property tax revenue.

Additionally, the County reports the following fund type:

Fiduciary funds are custodial in nature and do not present results of operations or have a measurement focus. These funds account for assets that the County holds for others in an agent capacity.

**GOODHUE COUNTY
RED WING, MINNESOTA
NOTES TO THE FINANCIAL STATEMENTS
DECEMBER 31, 2019**

1. Summary of Significant Accounting Policies (Continued)

C. Measurement Focus and Basis of Accounting

The government-wide and fiduciary fund financial statements are reported using the economic resources measurement focus and the full accrual basis of accounting. Revenues are recorded when earned, and expenses are recorded when a liability is incurred, regardless of the timing of related cash flows.

Governmental fund financial statements are reported using the current financial resources measurement focus and the modified accrual basis of accounting. Revenues are recognized as soon as they are both measurable and available. Goodhue County considers all revenues to be available if they are collected within 60 days after the end of the current period. Property taxes are recognized as revenues in the year for which they are levied provided they are also available. Shared revenues are generally recognized in the period the appropriation goes into effect and the revenues are available. Grants and similar items are recognized as revenue as soon as all eligibility requirements imposed by the provider have been met and are available. Property and other taxes, shared revenues, licenses, and interest are all considered to be susceptible to accrual. Expenditures are recorded when the related fund liability is incurred, except for principal and interest on general long-term debt, compensated absences, and claims and judgments, which are recognized as expenditures to the extent that they have matured.

Proceeds of general long-term debt and acquisitions under capital leases are reported as other financing sources.

When both restricted and unrestricted resources are available for use, it is the County's policy to use restricted resources first then unrestricted resources as needed.

D. Assets, Liabilities, Deferred Outflows/Inflows of Resources and Net Position or Equity

1. Deposits and Investments

The cash balances of substantially all funds are pooled and invested by the County Finance Director for the purpose of increasing earnings through investment activities. Pooled and fund investments are reported at their fair value at December 31, 2019, based on market prices. Pursuant to Minn. Stat. § 385.07, investment earnings on cash and pooled investments are credited to the General Fund. Other funds received investment earnings based on other state statutes, grant agreements, contracts, and bond covenants. Pooled investment earnings for 2019 were \$1,797,613.

**GOODHUE COUNTY
RED WING, MINNESOTA
NOTES TO THE FINANCIAL STATEMENTS
DECEMBER 31, 2019**

1. Summary of Significant Accounting Policies (Continued)

D. Assets, Liabilities, Deferred Outflows/Inflows of Resources and Net Position or Equity
(Continued)

1. Deposits and Investments (Continued)

Goodhue County invests in an external investment pool, the Minnesota Association of Governments Investing for Counties (MAGIC) Fund, created under a joint powers agreement pursuant to Minn. Stat. § 471.59. The investment in the pool is measured at the net asset value per share provided by the pool.

The County may invest in the following types of investments as authorized by Minn. Stat. §§ 118A.04 and 118A.05:

- 1) securities which are direct obligations or are guaranteed or insured issues of the United States, its agencies, its instrumentalities, or organizations created by an act of Congress, except mortgage-backed securities defined as “high risk” by Minn. Stat. § 118A.04, subd. 6;
- 2) mutual funds through shares of registered investment companies provided the mutual fund receives certain ratings depending on its investments;
- 3) general obligations of the state of Minnesota and its municipalities, and in certain state agency and local obligations of Minnesota and other states provided such obligations have certain specified bond ratings by a national bond rating service;
- 4) bankers’ acceptances of United States banks;
- 5) commercial paper issued by United States corporations or their Canadian subsidiaries that is rated in the highest quality category by two nationally recognized rating agencies and matures in 270 days or less; and
- 6) with certain restrictions, in repurchase agreements, securities lending agreements, joint powers investment trusts, and guaranteed investment contracts.

**GOODHUE COUNTY
RED WING, MINNESOTA
NOTES TO THE FINANCIAL STATEMENTS
DECEMBER 31, 2019**

1. Summary of Significant Accounting Policies (Continued)

D. Assets, Liabilities, Deferred Outflows/Inflows of Resources and Net Position or Equity
(Continued)

2. Receivables and Payables

Activity between funds representative of lending/borrowing arrangements outstanding at the end of the fiscal year is referred to as either “due to/from other funds” (the current portion of interfund loans) or “advances to/from other funds” (the noncurrent portion of interfund loans). All other outstanding balances between funds are reported as “due to/from other funds.”

Advances between funds, as reported in the fund financial statements, are offset by a nonspendable balance account in applicable governmental funds to indicate that they are not in spendable form.

There is no allowance for uncollectible accounts receivable, taxes receivable, and special assessments receivable presented due to the amounts being minimal.

Property taxes are levied as of January 1 on property values assessed as of the same date. The tax levy notice is mailed in March with the first half payment due May 15 and the second half payment due October 15. Unpaid taxes at December 31 become liens on the respective property and are classified in the financial statements as delinquent taxes receivable.

3. Inventories and Prepaid Items

All inventories are valued at cost using the first in/first out method. Inventories in governmental funds consist of operating supplies in the Road and Bridges fund and are recorded as expenditures when purchased rather than when consumed.

Certain payments to vendors reflect costs applicable to future accounting periods and are recorded as prepaid items in both government-wide and fund financial statements. The cost of prepaid items is recorded as expenditures/expenses when consumed, rather than when purchased.

**GOODHUE COUNTY
RED WING, MINNESOTA
NOTES TO THE FINANCIAL STATEMENTS
DECEMBER 31, 2019**

1. Summary of Significant Accounting Policies (Continued)

D. Assets, Liabilities, Deferred Outflows/Inflows of Resources and Net Position or Equity
(Continued)

4. Restricted Assets

Certain funds of the County are classified as restricted assets on the statement of net position because the restriction is either imposed by law through constitutional provisions or enabling legislation or imposed externally by creditors, grantors, contributors, or laws or regulations of other governments. Therefore, their use is limited by applicable laws and regulations.

5. Capital Assets

Capital assets, which include property, plant, equipment, and infrastructure assets (roads, bridges, sidewalks, and similar items), are reported in the government-wide financial statements. Capital assets are defined by the government as assets with an initial, individual cost of more than \$5,000 and an estimated useful life in excess of one year. Such assets are recorded at historical cost or estimated historical cost if purchased or constructed. Donated capital assets are recorded at acquisition value.

The costs of normal maintenance and repairs that do not add to the value of the asset or materially extend assets' lives are not capitalized. Major outlays for capital assets and improvements are capitalized as projects are constructed.

Property, plant, and equipment of the primary government, as well as the component unit, are depreciated using the straight-line method over the following estimated useful lives:

<u>Assets</u>	<u>Years</u>
Land Improvements	5 - 20
Buildings	25 - 50
Building improvements	20 - 50
Public domain infrastructure	25 - 75
Furniture, equipment and vehicles	3 - 20

**GOODHUE COUNTY
RED WING, MINNESOTA
NOTES TO THE FINANCIAL STATEMENTS
DECEMBER 31, 2019**

1. Summary of Significant Accounting Policies (Continued)

D. Assets, Liabilities, Deferred Outflows/Inflows of Resources and Net Position or Equity
(Continued)

6. Compensated Absences

The liability for compensated absences reported in the financial statements consists of unpaid, accumulated vacation, compensatory, and sick leave balances. The liability has been calculated using the vesting method, in which leave amounts for both employees who currently are eligible to receive termination payments and other employees who are expected to become eligible in the future to receive such payments upon termination, are included. A liability for these amounts is reported in the governmental funds only if they have matured, for example, as a result of employee resignations and retirements. Compensated absences are accrued when incurred in the government-wide financial statements. The government-wide statement of net position reports both current and noncurrent portions of compensated absences. The current portion is calculated using a trend analysis of disbursements made during the year for vacation, vested sick leave, and compensatory time. The resulting percentage is then used to determine the current portion for vacation, vested sick leave, and compensatory time. The noncurrent portion consists of the remaining amount of vacation, vested sick leave, and compensatory time.

7. Long-Term Obligations

In the government-wide financial statements, long-term debt and other long-term obligations are reported as liabilities in the governmental activities statement of net position. Bond premiums and discounts are deferred and amortized over the life of the bonds using the straight-line method. Bonds payable are reported net of the applicable bond premium or discount.

In the fund financial statements, governmental fund types recognize bond premiums and discounts, as well as bond issuance costs, only during the period in which the bonds are issued. The face amount of the debt issued is reported as other financing sources. Premiums received on debt issuances are reported as other financing sources, while the discount on debt issuances is reported as other financing uses. Issuance costs, whether or not withheld from the actual debt proceeds received, are reported as debt service expenditures.

**GOODHUE COUNTY
RED WING, MINNESOTA
NOTES TO THE FINANCIAL STATEMENTS
DECEMBER 31, 2019**

1. Summary of Significant Accounting Policies (Continued)

D. Assets, Liabilities, Deferred Outflows/Inflows of Resources and Net Position or Equity
(Continued)

8 Pension Plan

For purposes of measuring the net pension liability, deferred outflows/inflows of resources, and pension expense, information about the fiduciary net position of the Public Employees Retirement Association (PERA) and additions to/deductions from PERA's fiduciary net position have been determined on the same basis as they are reported by PERA, except that PERA's fiscal year-end is June 30. For this purpose, plan contributions are recognized as of employer payroll paid dates and benefit payments and refunds are recognized when due and payable in accordance with the benefit terms. Plan investments are reported at fair value. Pension liability is liquidated from member and employer contributions by each fund and income from the investment of fund assets as administered by PERA.

9. Other Post-Employment Benefit (OPEB) Plan

For the purposes of measuring the total OPEB liability, deferred outflows of resources related to OPEB, and OPEB expense, information about the total liability and additions to/deductions from that liability have been determined on the same basis as they are reported to the County.

10. Deferred Outflow/Inflows of Resources

In addition to assets, the statement of financial position reports a separate section for deferred outflows of resources. This separate financial statement element represents a consumption of net position that applies to future period(s) and will not be recognized as an outflow of resources (expenditure/expense) until then. The County has deferred pension and OPEB outflows, which qualify for reporting in this category. These outflows arise only under the full accrual basis of accounting and consist of pension and OPEB contributions paid subsequent to the measurement date, as well as changes in actuarial assumptions, plan changes in proportionate share and differences between projected and actual investment earnings on plan investments for the pension plan.

**GOODHUE COUNTY
RED WING, MINNESOTA
NOTES TO THE FINANCIAL STATEMENTS
DECEMBER 31, 2019**

1. Summary of Significant Accounting Policies (Continued)

D. Assets, Liabilities, Deferred Outflows/Inflows of Resources and Net Position or Equity
(Continued)

10. Deferred Outflow/Inflows of Resources (Continued)

In addition to liabilities, the statement of financial position reports a separate section for deferred inflows of resources. This separate financial statement element represents an acquisition of net position that applies to a future period(s) and so will not be recognized as an inflow of resources (revenue) until that time. The County has three items - unavailable revenue, deferred pension inflows, and taxes received for future periods - which qualify for reporting in this category. Unavailable revenue arises only under the modified accrual basis of accounting and, accordingly is reported only in the governmental funds balance sheet. This amount is deferred and recognized as an inflow of resources in the period the amounts become available. Deferred pension inflows arise only under an accrual basis of accounting and, accordingly, are reported only in the statement of net position. This amount consists of differences between expected and actual pension plan economic experience and also pension plan changes in proportionate share. The third type occurs because the County collected property taxes prior to the year they were levied for and, therefore, the County will report deferred inflows for these items.

11. Classification of Net Position

Net position in government-wide statements are classified in the following categories:

Net investment in capital assets - the amount of net position representing capital assets, net of accumulated depreciation, and reduced by outstanding debt attributed to the acquisition, construction, or improvement of the assets.

Restricted net position - the amount of net position for which external restrictions have been imposed by creditors, grantors, contributors, or laws or regulations of other governments and restrictions imposed by law through constitutional provisions or enabling legislation.

Unrestricted net position - the amount of net position that does not meet the definition of restricted or net investment in capital assets.

**GOODHUE COUNTY
RED WING, MINNESOTA
NOTES TO THE FINANCIAL STATEMENTS
DECEMBER 31, 2019**

1. Summary of Significant Accounting Policies (Continued)

D. Assets, Liabilities, Deferred Outflows/Inflows of Resources and Net Position or Equity
(Continued)

12. Classification of Fund Balances

Fund balance is divided into five classifications based primarily on the extent to which the County is bound to observe constraints imposed upon the use of the resources in the governmental funds. The classifications are as follows:

Nonspendable - amounts that cannot be spent because they are not in spendable form, or are legally or contractually required to be maintained intact. The “not in spendable form” criterion includes items that are not expected to be converted to cash.

Restricted – amounts for which constraints placed on the use of resources are either externally imposed by creditors (such as through debt covenants), grantors, contributors, or laws or regulations of other governments or is imposed by law through constitutional provisions or enabling legislation.

Committed - amounts that can be used only for the specific purposes imposed by formal action (ordinance or resolution) of the Board. Those committed amounts cannot be used for any other purpose unless the Board removes or changes the specified use by taking the same type of action (ordinance or resolution) it employed to previously commit those amounts.

Assigned - amounts the County intends to use for specific purposes but do not meet the criteria to be classified as restricted or committed. In governmental funds other than the General Fund, assigned fund balance represents the remaining amount not restricted or committed. In the General Fund, assigned amounts represent intended uses established by the Board, the County Administrator, or the Finance Director who has been delegated that authority by Board resolution.

Unassigned - the residual classification for the General Fund that includes all spendable amounts not contained in the other fund balance classifications. In other governmental funds, the unassigned classification is used only to report a deficit balance resulting from overspending for specific purposes for which amounts had been restricted or committed.

**GOODHUE COUNTY
RED WING, MINNESOTA
NOTES TO THE FINANCIAL STATEMENTS
DECEMBER 31, 2019**

1. Summary of Significant Accounting Policies (Continued)

D. Assets, Liabilities, Deferred Outflows/Inflows of Resources and Net Position or Equity
(Continued)

12. Classification of Fund Balances (Continued)

The County applies restricted resources first when expenditures are incurred for purposes for which either restricted or unrestricted (committed, assigned, and unassigned) amounts are available. Similarly, within unrestricted fund balance, committed amounts are reduced first, followed by assigned, and then unassigned amounts when expenditures are incurred for purposes for which amounts in any of the unrestricted fund balance classifications could be used.

The Board reviews financial activities of the County to ensure compliance with established policies. It is the County's policy to fund current expenditures with current revenues and to strive to maintain a diversified and stable revenue stream to protect the government from problematic fluctuations in any single revenue source and provide stability in providing ongoing services.

To ensure sufficient working capital and safety margin in case of emergencies, Goodhue County has established a comprehensive fund balance policy. The policy states that the County will strive to maintain unassigned fund balance of 35% of the next year's operating budget in the general fund, along with other specific contingency reserves and 30%-40% in all other funds.

13. Use of Estimates

The preparation of financial statements in conformity with accounting principles generally accepted in the United States of America requires management to make estimates and assumptions that affect the reported amounts of assets, deferred outflows of resources, liabilities, and deferred inflows of resources, and disclosure of contingent assets and liabilities at the date of the financial statements and the reported amounts of revenues and expenses during the reporting period. Actual results could differ from those estimates.

E. Revenues

In accordance with GASB Statement No. 33, *Accounting and Financial Reporting for Nonexchange Transactions*, revenues for nonexchange transactions are recognized based on the principal characteristics of the revenue. Exchange transactions are recognized as revenue when the exchange occurs. The modified accrual basis of accounting is used by all governmental fund types. Under this basis, revenue is not recognized in the financial statements unless it is available to finance current expenditures.

**GOODHUE COUNTY
RED WING, MINNESOTA
NOTES TO THE FINANCIAL STATEMENTS
DECEMBER 31, 2019**

1. Summary of Significant Accounting Policies (Continued)

E. Revenues (Continued)

Imposed Nonexchange Transactions

Imposed nonexchange transactions result from assessments by governments on nongovernmental entities and individuals. Property taxes, fines and penalties, and property forfeitures are imposed nonexchange transactions. Revenues from property taxes are recognized in the period for which the taxes were levied to the extent they are collected in the current period or soon enough thereafter to be used to pay liabilities of the current period. Property taxes receivable but not available are reported as deferred inflows and will be recognized as revenue in the fiscal year that they become available. Fines, penalties, and property forfeitures are recognized in the period received.

Intergovernmental

Government-mandated nonexchange transactions occur when a government at one level provides resources to a government at another level and requires that government to use them for a specific purpose. The provider government establishes purpose restrictions and time requirements. Federal and state grants mandating the County perform particular programs are government-mandated nonexchange transactions. Revenues are recognized when eligibility and time requirements are met, usually when the corresponding expenditure is incurred.

Voluntary nonexchange transactions result from legislative or contractual agreements, such as grants, entitlements, appropriations, and donations. The provider may establish purpose restrictions or eligibility requirements. Revenues are recognized in the year to which they apply according to the statute or contract. Gifts and contributions from individuals are also considered voluntary nonexchange transactions and are generally recognized when received.

Tax credits paid by the state are included in intergovernmental revenues and are recognized as revenue in the fiscal year that they become available. Subject to the availability criterion, state-aid highway allotments for highway maintenance and construction are recognized as revenue in the year of allotment.

Exchange Transactions

Special assessments levied against benefiting properties are recognized under the modified accrual basis when available to finance current expenditures. Other revenues, such as licenses and permits, charges for services, and investment income, are recognized when earned.

**GOODHUE COUNTY
RED WING, MINNESOTA
NOTES TO THE FINANCIAL STATEMENTS
DECEMBER 31, 2019**

2. Stewardship, Compliance and Accountability

The following funds had expenditures in excess of budget at the fund level for the year ended December 31, 2019:

	<u>Budget</u>	<u>Expenditures</u>	<u>Excess</u>
General Fund	\$ 31,121,804	\$ 32,095,462	\$ (973,658)
Special Revenue Funds			
Health and Human Services	16,934,554	17,078,260	(143,706)
Economic Development Authority	26,922	58,551	(31,629)
Nonmajor fund			
Waste Management	730,607	775,618	(45,011)

The excess was funded with greater than anticipated revenues and existing fund balances.

3. Detailed Notes on All Funds

A. Assets

1. Deposits and Investments

Reconciliation of the County's total deposits, cash on hand, and investments to the basic financial statement follows:

Governmental Funds		
Cash and pooled investments		\$ 48,887,452
Petty cash and change funds		2,350
Restricted cash		220,369
Total Governmental Funds		<u>49,110,171</u>
Fiduciary funds		
Cash and pooled investments		
Private-Purpose Trust Funds		183,875
Custodial Funds		1,266,170
Total Fiduciary Funds		<u>1,450,045</u>
Total Cash and Investments		<u>\$ 50,560,216</u>
Deposits		
Petty cash and change funds		\$ 18,210,709
Investments		2,350
Total		<u>32,347,157</u>
Total		<u>\$ 50,560,216</u>

**GOODHUE COUNTY
RED WING, MINNESOTA
NOTES TO THE FINANCIAL STATEMENTS
DECEMBER 31, 2019**

3. Detailed Notes on All Funds

A. Assets (Continued)

1. Deposits and Investments (Continued)

a. Deposits

The County is authorized by Minn. Stat. §§ 118A.02 and 118A.04 to designate a depository for public funds and to invest in certificates of deposit. All County deposits are required by Minn. Stat. § 118A.03 to be protected by insurance, surety bond, or collateral. The market value of collateral pledged shall be at least 10% more than the amount on deposit at the close of the financial institution's banking day, not covered by insurance or bonds.

Authorized collateral includes treasury bills, notes and bonds; issues of U.S. government agencies, general obligations rated "A" or better and revenue obligations rated "AA" or better; irrevocable standby letters of credit issued by the Federal Home Loan Bank; and certificates of deposit. Minnesota statutes require that securities pledged as collateral be held in safekeeping in a restricted account at the Federal Reserve Bank or in an account at a trust department of a commercial bank or other financial institution that is not owned or controlled by the financial institution furnishing the collateral.

Custodial Credit Risk

Custodial credit risk is the risk that, in the event of a financial institution failure, the County's deposits may not be returned to it. The County's policy on custodial credit risk mirrors state statute. As of December 31, 2019, Goodhue County's deposits were not exposed to custodial credit risk.

b. Investments

Interest Rate Risk

Interest rate risk is the risk that changes in the market interest rates will adversely affect the fair value of an investment. The County minimizes its exposure to interest rate risk by investing in both short-term and long-term investments and by timing cash flows from maturities so that a portion of the portfolio is maturing or coming close to maturity evenly over time as necessary to provide the cash flow and liquidity needed for operations.

**GOODHUE COUNTY
RED WING, MINNESOTA
NOTES TO THE FINANCIAL STATEMENTS
DECEMBER 31, 2019**

3. Detailed Notes on All Funds (Continued)

A. Assets (Continued)

1. Deposits and Investments (Continued)

b. Investments (Continued)

Credit Risk

Generally, credit risk is the risk that an issuer of an investment will not fulfill its obligation to the holder of the investment. This is measured by the assignment of a rating by a nationally recognized statistical rating organization. It is the County's policy to invest only in securities that meet the ratings requirements set by state statute.

Custodial Credit Risk

The custodial credit risk for investments is the risk that, in the event of the failure of the counterparty to a transaction, a government will not be able to recover the value of investment or collateral securities that are in the possession of an outside party. The County has no policy concerning custodial credit risk. As of December 31, 2019, Goodhue County's investments were exposed to custodial credit risk of \$19,476,728 because the investments are being held by an affiliated bank of the investment broker, but in Goodhue County's name. If these investments were held by an unaffiliated third party, then custodial credit risk related to these investments would not apply. The amount exposed to custodial credit risk relates to negotiable certificates of deposit. The county intentionally purchases individual negotiable certificates of deposits, through a broker, in increments of less than \$250,000 per issuing bank, so that each of the individual investments (negotiable certificates of deposit) is insured by FDIC. Therefore, the amount reported is insured. The County utilizes this investment strategy to minimize the risk of loss.

Concentration of Credit Risk

The concentration of credit risk is the risk of loss that may be caused by the County's investment in a single issuer. The County does not have a policy on the concentration of credit risk.

**GOODHUE COUNTY
RED WING, MINNESOTA
NOTES TO THE FINANCIAL STATEMENTS
DECEMBER 31, 2019**

3. Detailed Notes on All Funds (Continued)

A. Assets (Continued)

1. Deposits and Investments (Continued)

b. Investments (Continued)

Concentration of Credit Risk (Continued)

The following table presents the County's investment balances at December 31, 2019, and information relating to potential custodial and concentration credit risks:

Investment - Issuer	Credit Risk		Carrying (Fair) Value
	Credit Rating	Rating Agency	
Mutual Funds			
MAGIC - cash management funds	N/A	N/A	\$ 12,175,329
RBC - Prime Investment money market mutual funds	N/A	N/A	152,109
Wells Fargo Brokerage - money market mutual funds	N/A	N/A	502,225
Total mutual funds			\$ 12,829,663
Bonds			
Small Business Administration Wells fargo Brokerage	N/A	N/A	29,766
Series EE U.S. Savings Bonds	N/A	N/A	11,000
Negotiable certificates of deposit **	N/A	N/A	19,476,728
Total Investments			\$ 32,347,157

N/A - Not Applicable

** - There are several issuers and each individual issuer is less than 5%

**GOODHUE COUNTY
RED WING, MINNESOTA
NOTES TO THE FINANCIAL STATEMENTS
DECEMBER 31, 2019**

3. Detailed Notes on All Funds (Continued)

A. Assets (Continued)

1. Deposits and Investments (Continued)

b. Investments (Continued)

The following table represents the potential interest rate risk related to the County's investments using the segmented time distribution.

<u>Investments</u>	<u>Fair Value</u>	<u>Investment Maturities (in Years)</u>		
		<u>Less Than 2</u>	<u>2 - 3</u>	<u>3 - 5</u>
Bonds				
Small Business Administration	\$ 29,766	\$ -	\$ 11,316	\$ 18,450
Series EE U.S. Savings Bonds	11,000	3,575	6,675	750
Total bonds	<u>\$ 40,766</u>	<u>\$ 3,575</u>	<u>\$ 17,991</u>	<u>\$ 19,200</u>
Negotiable certificates of deposit	<u>\$ 19,476,728</u>	<u>\$ 11,247,050</u>	<u>\$ 5,597,507</u>	<u>\$ 2,632,171</u>
Total investments subject to interest rate risk	<u>\$ 19,517,494</u>	<u>\$ 11,250,625</u>	<u>\$ 5,615,498</u>	<u>\$ 2,651,371</u>
Investments not subject to interest rate risk	<u>\$ 12,829,663</u>			
Total Investments	<u>\$ 32,347,157</u>			

**GOODHUE COUNTY
RED WING, MINNESOTA
NOTES TO THE FINANCIAL STATEMENTS
DECEMBER 31, 2019**

3. Detailed Notes on All Funds (Continued)

A. Assets (Continued)

1. Deposits and Investments (Continued)

b. Investments (Continued)

Fair Value Measure

The County uses fair value measurements to record fair value adjustments to certain assets and liabilities and to determine fair value disclosures.

The County follows an accounting standard that defines fair value, establishes a framework for measuring fair value, establishes a fair value hierarchy based on the quality of inputs used to measure fair value, and requires expanded disclosures about fair value measurement. In accordance with this standard, the County has categorized its investments, based on the priority of the inputs to the valuation technique, into a three-level hierarchy. The fair value hierarchy gives the highest priority to quoted prices in active markets for identical assets or liabilities (Level 1) and the lowest priority to unobservable inputs (Level 3). If the inputs used to measure the financial instruments fall within different levels of the hierarchy, the categorization is based on the lowest level input that is significant to the fair value measurement of the instrument.

Financial assets and liabilities recorded on the combined statements of financial position are categorized based on the inputs to the valuation techniques as follows:

Level 1 – Financial asset and liabilities are valued using inputs that are adjusted quoted prices in active markets accessible at the measurement date of identical financial assets and liabilities.

Level 2 – Financial assets and liabilities are valued based on quoted prices for similar assets, or inputs that are observable, either directly or indirectly for substantially the full term through corroboration with observable market data.

Level 3 – Financial assets and liabilities are valued using pricing inputs that are unobservable for the asset, inputs that reflect the reporting entity's own assumptions about the assumptions market participants and would use in pricing the asset.

**GOODHUE COUNTY
RED WING, MINNESOTA
NOTES TO THE FINANCIAL STATEMENTS
DECEMBER 31, 2019**

3. Detailed Notes on All Funds (Continued)

A. Assets (Continued)

1. Deposits and Investments (Continued)

b. Investments (Continued)

Fair Value Measure (Continued)

Assets measured at fair value on a recurring basis:

Type	Level 1	Level 2	Level 3	Total
Debt Securities (Fair Value Level)				
Negotiable Certificates of Deposit	\$ -	\$ 13,151,728	\$ -	\$ 13,151,728
U.S. Government Securities	-	40,766	-	40,766
Total Investments at Fair Value	\$ -	\$ 13,192,494	\$ -	\$ 13,192,494
Investments Measured at Net Asset Value (NAV)				
Wells Fargo Mutual Fund				502,225
Morgan Stanley Mutual Fund				152,109
MAGIC Fund				12,175,329
Investments Measured at Net Asset Value (NAV)				12,829,663
Investments at Amortized Cost				
Negotiable Certificates of Deposit (<1 Year)				6,325,000
Total Investments				\$ 32,347,157
Deposits				18,210,709
Petty Cash				2,350
Total Deposits and Investments				\$ 50,560,216

All Level 2 securities are valued using fair value based on the securities relationship to benchmark quoted prices for similar instruments. The County invests in Wells Fargo and Morgan Stanley Mutual Funds, which are published at net asset value per share. The County invests in these mutual funds to diversify investments and to increase investment earnings while maintaining a high level of liquidity. There are no redemption limits. The County also invests in the MAGIC Fund external local government investment pool, which is quoted at net asset value. The County invests in this pool for the purpose of the joint investment of the County's money with those of other counties to enhance the investment earnings accruing to each member. Shares of MAGIC Term Series are valued at a net asset value (NAV). Shares are purchased to mature upon pre-determined maturity dates selected by the County at the time of purchase. Should the County need to redeem shares in a MAGIC Term Series prematurely they must provide at least seven days prior notice. The value of premature redemption is equal to the original price for such share, plus dividends thereon at the projected yield less such share's allocation of any losses incurred by the series, less a premature redemption penalty, if any.

**GOODHUE COUNTY
RED WING, MINNESOTA
NOTES TO THE FINANCIAL STATEMENTS
DECEMBER 31, 2019**

3. Detailed Notes on All Funds (Continued)

A. Assets (Continued)

2. Receivables

Receivables as of December 31, 2019, are as follows:

	Total Receivables	Amounts Not Scheduled for Collection During the Subsequent Year
	<u> </u>	<u> </u>
Governmental Activities		
Taxes	\$ 400,002	\$ -
Special Assessments	13,933	-
Accounts	388,664	-
Interest	148,016	-
Loans	842,809	784,875
Due from other governments	<u>9,343,299</u>	<u>-</u>
Total Governmental Activities	<u>\$ 11,136,723</u>	<u>\$ 784,875</u>

Of the loans receivable, \$842,809 were made with funding through the state of Minnesota to help qualified businesses directly and adversely affected by the 2010 flood. Part of the loans may be written off if the business meets qualifications for a period of time, and part of the loans will be paid back by the businesses. The loans receivable balance includes \$784,875 in MIF flood loans that are not scheduled for collection in the subsequent year.

**GOODHUE COUNTY
RED WING, MINNESOTA
NOTES TO THE FINANCIAL STATEMENTS
DECEMBER 31, 2019**

3. Detailed Notes on All Funds (Continued)

A. Assets (Continued)

3. Capital Assets

Capital asset activity for the year ended December 31, 2019, was as follows:

	Beginning Balance	Increase	Decrease	Ending Balance
Capital assets not depreciated				
Land	\$ 9,488,268	\$ -	\$ 61,972	\$ 9,426,296
Construction in progress	94,572	35,833	113,283	17,122
Total capital assets not depreciated	<u>\$ 9,582,840</u>	<u>\$ 35,833</u>	<u>\$ 175,255</u>	<u>\$ 9,443,418</u>
Capital assets depreciated				
Land improvements	\$ 252,269	\$ 231,931	\$ -	\$ 484,200
Buildings	45,989,357	1,032,301	-	47,021,658
Machinery, furniture, and equipment	22,040,768	1,288,407	821,221	22,507,954
Infrastructure	185,124,611	-	-	185,124,611
Total capital assets depreciated	<u>\$ 253,407,005</u>	<u>\$ 2,552,639</u>	<u>\$ 821,221</u>	<u>\$ 255,138,423</u>
Less: accumulated depreciation				
Land improvements	\$ 139,620	\$ 14,172	\$ -	\$ 153,792
Buildings	19,546,921	1,267,376	-	20,814,297
Machinery, furniture, and equipment	11,293,645	1,447,597	774,301	11,966,941
Infrastructure	85,464,571	3,978,830	-	89,443,401
Total accumulated depreciation	<u>\$ 116,444,757</u>	<u>\$ 6,707,975</u>	<u>\$ 774,301</u>	<u>\$ 122,378,431</u>
Total capital assets depreciated, net	<u>136,962,248</u>	<u>(4,155,336)</u>	<u>46,920</u>	<u>132,759,992</u>
Capital Assets, Net	<u>\$ 146,545,088</u>	<u>\$ (4,119,503)</u>	<u>\$ 222,175</u>	<u>\$ 142,203,410</u>

**GOODHUE COUNTY
RED WING, MINNESOTA
NOTES TO THE FINANCIAL STATEMENTS
DECEMBER 31, 2019**

3. Detailed Notes on All Funds (Continued)

A. Assets (Continued)

3. Capital Assets (Continued)

Depreciation expense was charged to functions/programs of the primary government as follows:

Governmental Activities	
General Government	\$ 617,718
Public Safety	1,289,822
Highways and streets, including depreciation of infrastructure assets	4,508,716
Health and human services	212,259
Sanitation	75,753
Culture and recreation	<u>3,707</u>
Total Depreciation Expense - Governmental Activities	<u><u>\$ 6,707,975</u></u>

B. Interfund Receivables, Payables, and Transfers

The composition of interfund balances as of December 31, 2019, is as follows:

1. Due To/From Other Funds

Receivable Fund	Payable Fund	Amount
General	Health and Human Services	\$ 5,248
Road and Bridge	General	1,203
Road and Bridge	Waste Management	<u>1,119</u>
Total Due to/From Other Funds		<u><u>\$ 7,570</u></u>

These balances reflect the interfund goods and services provided and not paid at year-end but expected to be paid in the subsequent year.

**GOODHUE COUNTY
RED WING, MINNESOTA
NOTES TO THE FINANCIAL STATEMENTS
DECEMBER 31, 2019**

3. Detailed Notes on All Funds (Continued)

B. Interfund Receivables, Payables, and Transfers (Continued)

2. Interfund Transfers

Interfund transfers for the year ended December 31, 2019, consisted of the following:

Transfers to General Fund from Health and Human Services Fund	\$ 7,500	Public health nuisances
	45,000	Welfare fraud investigator
Transfers to Road and Bridge Fund from General Fund	884	OEM training drills
Transfers to Health and Human services Fund from General Fund	12,982	Capital expenditures
	13,239	Software license/maintenance
	34,250	Termination payments
	<u>2,219</u>	OEM training drills
Total Interfund Transfers	<u>\$ 116,074</u>	

**GOODHUE COUNTY
RED WING, MINNESOTA
NOTES TO THE FINANCIAL STATEMENTS
DECEMBER 31, 2019**

3. Detailed Notes on All Funds (Continued)

C. Long-Term Liabilities

1. Bonds and Notes Payable

<u>Type of Indebtedness</u>	<u>Final Maturity</u>	<u>Installment Amounts</u>	<u>Interest Rates (%)</u>	<u>Original Issue Amount</u>	<u>Outstanding Balance December 31, 2019</u>
2012A CIP Highway Project Bonds	2023	\$405,000 - \$1,720,000	0.5% - 1.85%	\$ 5,065,000	\$ 1,710,000
2014A G.O. CIP Highway Project Bonds	2025	\$695,000 - \$965,000	2.0% - 2.5%	7,760,000	4,665,000
2012B CIP Taxable QECB Bonds	2027	\$1,295,000	3.45%	1,295,000	1,295,000
2015A G.O. CIP Citizen's Remodel & Other Bonds	2030	\$180,000 - \$1,710,000	2.0% - 3.0%	<u>10,720,000</u>	<u>10,175,000</u>
Total General Obligation Bonds and Notes				<u>\$ 24,840,000</u>	<u>\$ 17,845,000</u>

Debt service requirements at December 31, 2019, were as follows:

<u>Year Ending December 31</u>	<u>General Obligation CIP Bonds</u>	
	<u>Principal</u>	<u>Interest</u>
2020	\$ 1,345,000	\$ 464,628
2021	1,370,000	439,060
2022	1,395,000	411,193
2023	1,425,000	380,983
2024	1,455,000	346,228
2025-2029	9,145,000	967,506
2030	<u>1,710,000</u>	<u>25,650</u>
Total	<u>\$ 17,845,000</u>	<u>\$ 3,035,248</u>

**GOODHUE COUNTY
RED WING, MINNESOTA
NOTES TO THE FINANCIAL STATEMENTS
DECEMBER 31, 2019**

3. Detailed Notes on All Funds (Continued)

C. Long-Term Liabilities (Continued)

1. Bonds and Notes Payable (Continued)

Goodhue County's 2012B General Obligation Taxable QECB Capital Improvement Bonds are structured with annual sinking-fund payments of \$99,615. These sinking-fund payments begin February 1, 2015, and span 13 years. The final sinking-fund payment is due February 1, 2027, at which time the debt will be retired.

The general obligation notes issued for the ISTS Well Loan Program, with an original retirement date of October 1, 2023 were retired early during 2018.

2. Changes in Long-Term Liabilities

Long-term liability activity for the year ended December 31, 2019, was as follows:

	<u>Beginning Balance</u>	<u>Additions</u>	<u>Reductions</u>	<u>Ending Balance</u>	<u>Due Within One Year</u>
Governmental Activities					
Long-Term Liabilities					
Bonds and notes payable					
G.O. CIP bonds	\$ 19,170,000	\$ -	\$ 1,325,000	\$ 17,845,000	\$ 1,345,000
Issuance premiums	288,215	-	32,168	256,047	-
Issuance discounts	(18,057)	-	(3,007)	(15,050)	-
Total bonds and notes payable	<u>\$ 19,440,158</u>	<u>\$ -</u>	<u>\$ 1,354,161</u>	<u>\$ 18,085,997</u>	<u>\$ 1,345,000</u>
Closure and postclosure care	1,463,781	57,931	-	1,521,712	-
Compensated absences	4,741,636	2,881,021	2,967,790	4,654,867	1,955,045
Governmental Activity					
Long-Term Liabilities	<u>\$ 25,645,575</u>	<u>\$ 2,938,952</u>	<u>\$ 4,321,951</u>	<u>\$ 24,262,576</u>	<u>\$ 3,300,045</u>

**GOODHUE COUNTY
RED WING, MINNESOTA
NOTES TO THE FINANCIAL STATEMENTS
DECEMBER 31, 2019**

3. Detailed Notes on All Funds (Continued)

C. Long-Term Liabilities (Continued)

2. Changes in Long-Term Liabilities (Continued)

Closure and postclosure care liabilities are liquidated by the Waste Management Special Revenue Fund. Compensated absences liabilities are generally liquidated by the General Fund, Road and Bridge, Health and Human Services, and Waste Management Special Revenue Funds.

3. Landfill Closure and Postclosure Care Costs

State and federal laws and regulations require the County to place a final cover on its landfill site when it stops accepting waste and to perform certain maintenance and monitoring functions at the site for 30 years after closure. The County officially closed the landfill on December 20, 1996. The \$1,521,712 landfill closure and postclosure care liability at December 31, 2019, is based on what it would cost to perform all closure and postclosure care in 2019. Actual costs may be higher due to inflation, changes in technology, or changes in regulations. Not included in the above liability are \$881,289 of estimated contingency action costs, which may be incurred.

The County is required by state and federal laws and regulations to make annual contributions to a trust for finance closure and postclosure care. The Board is in compliance with these requirements and, at December 31, 2019, investments of \$220,639 are held for these purposes. These are reported as restricted assets on the balance sheet.

Because the amount in trust is considerably smaller than the estimated postclosure care and contingency costs, the state has required Goodhue County to obtain a letter of credit for \$2,850,000 to ensure financing is available, if needed. This letter of credit was effective June 12, 2019 and expires June 12, 2020. The County did not draw on this letter of credit during 2019, and there are no outstanding balances as of December 31, 2019.

**GOODHUE COUNTY
RED WING, MINNESOTA
NOTES TO THE FINANCIAL STATEMENTS
DECEMBER 31, 2019**

3. Detailed Notes on All Funds (Continued)

D. Deferred Inflows of Resources

As of December 31, 2019, the various components of unavailable revenue were as follows:

	<u>Unavailable Revenue</u>	<u>Deferred Revenue for Future Period</u>	<u>Total</u>
Charges for services	\$ 141,594	\$ -	\$ 141,594
Deferred Inflow due to Prepaid Taxes	-	44,357	44,357
Delinquent property taxes	245,534	-	245,534
Local option sales taxes	26,156	-	26,156
Intergovernmental	6,828,450	-	6,828,450
Licenses and permits	3,194	-	3,194
Loans receivable	527,930	-	527,930
Other	46,382	-	46,382
Special assessments	13,933	-	13,933
	<u>\$ 7,833,173</u>	<u>\$ 44,357</u>	<u>\$ 7,877,530</u>
Total Governmental Funds	<u>\$ 7,833,173</u>	<u>\$ 44,357</u>	<u>\$ 7,877,530</u>

**GOODHUE COUNTY
RED WING, MINNESOTA
NOTES TO THE FINANCIAL STATEMENTS
DECEMBER 31, 2019**

3. Detailed Notes on All Funds (Continued)

E. Fund Balance

Nonspendable, Restricted, Committed, and Assigned Fund Balances

Fund balances of the governmental funds were designated as follows at December 31, 2019.

<u>Nonspendable</u>	<u>General</u>	<u>Road and Bridge</u>	<u>Health and Human Services</u>	<u>Economic Development Authority</u>	<u>Debt Service</u>	<u>Waste Management Fund</u>
Prepaid items	\$ 284,232	\$ 3,673	\$ 32,547	\$ -	\$ -	\$ -
Inventories	-	420,302	-	-	-	-
Total Nonspendable Fund Balance	<u>\$ 284,232</u>	<u>\$ 423,975</u>	<u>\$ 32,547</u>	<u>\$ -</u>	<u>\$ -</u>	<u>\$ -</u>
<u>Restricted</u>						
Unclaimed funds	\$ 453	\$ -	\$ -	\$ -	\$ -	\$ -
Gravel pit postclosure	256,884	-	-	-	-	-
Law library	163,175	-	-	-	-	-
Attorney's forfeiture activities	25,753	-	-	-	-	-
Attorney's victim assistance	6,283	-	-	-	-	-
Recorder's technology equipment	60,566	-	-	-	-	-
Recorder's compliance fund	157,218	-	-	-	-	-
Veteran's operational grant	8,722	-	-	-	-	-
Veteran's transportation	12,921	-	-	-	-	-
Buffer initiative	308,488	-	-	-	-	-
Aquatic invasive species prevention	225,898	-	-	-	-	-
Sheriff's counteract	16,779	-	-	-	-	-
Sheriff's K-9 donations	16,853	-	-	-	-	-
Gun permit activities	32,283	-	-	-	-	-
Sheriff's contingency	771	-	-	-	-	-
E-911	208,501	-	-	-	-	-
Correction service fee	15,120	-	-	-	-	-
Local correctional fees	68,796	-	-	-	-	-
County ditch #1	2,853	-	-	-	-	-
Family Service Collaborative	-	-	501,646	-	-	-
Landfill closure/postclosure	-	-	-	-	-	220,369
Debt (QECB lump sum due 2/1/2027)	-	-	-	-	3,090,332	-
EDA loan program (2010MIF)	-	-	-	546,963	-	-
Total Restricted Fund Balance	<u>\$ 1,588,317</u>	<u>\$ -</u>	<u>\$ 501,646</u>	<u>\$ 546,963</u>	<u>\$ 3,090,332</u>	<u>\$ 220,369</u>

**GOODHUE COUNTY
RED WING, MINNESOTA
NOTES TO THE FINANCIAL STATEMENTS
DECEMBER 31, 2019**

3. Detailed Notes on All Funds (Continued)

E. Fund Balance (Continued)

Nonspendable, Restricted, Committed, and Assigned Fund Balances (Continued)

Committed	General	Road and Bridge	Health and Human Services	Economic Development Authority	Debt Service	Waste Management Fund
Petty cash and change funds	\$ 1,675	\$ 50	\$ 550	\$ -	\$ -	\$ 75
Economic development	-	-	-	259,548	-	-
Landfill transfer station	-	-	-	-	-	35,000
Land use/environmental ordinance	45,777	-	-	-	-	-
Compensated absences	481,828	-	-	-	-	-
27th payroll - future years	521,741	-	-	-	-	-
Tax court settlements	226,500	-	-	-	-	-
Natural, technological, human-caused hazards	1,000,000	-	-	-	-	-
Tax-forfeited property funding	4,334	-	-	-	-	-
Byllesby Dam	35,655	-	-	-	-	-
Byllesby Park and Trail	-	421,945	-	-	-	-
Out-of-home placement budget deficits	-	-	150,000	-	-	-
Capital projects	969,163	-	-	-	-	-
TH 52 development and construction	-	182,409	-	-	-	-
Total Committed Fund Balance	<u>\$ 3,286,673</u>	<u>\$ 604,404</u>	<u>\$ 150,550</u>	<u>\$ 259,548</u>	<u>\$ -</u>	<u>\$ 35,075</u>
<u>Assigned</u>						
Highways & streets	\$ -	\$ 10,733,294	\$ -	\$ -	\$ -	\$ -
Health & human services	-	-	7,954,139	-	-	-
Sanitation (waste management)	-	-	-	-	-	518,522
Motor pool	83,313	-	-	-	-	-
Inmate improvement	63,353	-	-	-	-	-
County program aid contingency	1,518,111	-	-	-	-	-
Building contingencies	827,784	-	-	-	-	-
Sheriff-radio tower equipment	30,000	-	-	-	-	-
Township turnback	-	9,525	-	-	-	-
Right-of-way (2016)	-	1,250,000	-	-	-	-
Potential state/federal funding cuts	-	-	250,000	-	-	-
State hospital expenditures	-	-	200,000	-	-	-
Foster care budget deficits	-	-	150,000	-	-	-
Total Assigned Fund Balance	<u>\$ 2,522,561</u>	<u>\$ 11,992,819</u>	<u>\$ 8,554,139</u>	<u>\$ -</u>	<u>\$ -</u>	<u>\$ 518,522</u>

**GOODHUE COUNTY
RED WING, MINNESOTA
NOTES TO THE FINANCIAL STATEMENTS
DECEMBER 31, 2019**

4. Pension Plans

A. Defined Benefit Plans

1. Plan Descriptions

All full-time and certain part-time employees of Goodhue County are covered by defined benefit pension plans administered by the Public Employees Retirement Association of Minnesota (PERA). PERA administers the General Employees Retirement Plan, the Public Employees Police and Fire Plan, and the Local Government Correctional Service Retirement Plan (the Public Employees Correctional Plan), which are cost-sharing, multiple-employer retirement plans. These plans are established and administered in accordance with Minn. Stat. chs. 353 and 356. PERA's defined benefit pension plans are tax-qualified plans under Section 401(a) of the Internal Revenue Code.

The General Employees Retirement Plan (accounted for in the General Employees Fund) has multiple benefit structures with members belonging to the Coordinated Plan or the Basic Plan. Coordinated Plan members are covered by Social Security and Basic Plan members are not. The Basic Plan was closed to new members in 1967. All new members must participate in the Coordinated Plan, for which benefits vest after five years of credited service.

Police officers, firefighters, and peace officers who qualify for membership by statute are covered by the Public Employees Police and Fire Plan (accounted for in the Police and Fire Fund). Benefits vest on a graduated schedule based on date of hire and years of service.

Local government employees of a county-administered facility who are responsible for the direct security, custody, and control of the county correctional facility and its inmates are covered by the Public Employees Correctional Plan (accounted for in the Correctional Fund). Benefits vest on a graduated schedule depending on date of hire and years of service.

**GOODHUE COUNTY
RED WING, MINNESOTA
NOTES TO THE FINANCIAL STATEMENTS
DECEMBER 31, 2019**

4. Pension Plans (Continued)

A. Defined Benefit Plans (Continued)

2. Benefits Provided

PERA provides retirement benefits as well as disability benefits to members and benefits to survivors upon death of eligible members. Benefits provisions are established by state statute and can be modified only by the state legislature. Vested, terminated employees who are entitled to benefits but are not yet receiving them are bound by the provisions in effect at the time they last terminated their public service.

General Plan

Benefits are based on a member's highest average salary for any five successive years of allowable service, age, and years of credit at termination of service. Two methods are used to compute benefits for Coordinated Plan members. Members hired prior to July 1, 1989 receive the higher of a step-rate benefit accrual formula (Method 1) or a level accrual formula (Method 2). Only Method 2 is used for members hired after June 30, 1989. Under Method 1, the accrual rate for a Coordinated Plan member is 1.2% of average salary for each of the first ten years of service and 1.7% for each remaining year. Under Method 2, the accrual rate for Coordinated Plan members 1.7% of average salary for all years of service. For members hired prior to July 1, 1989, a full annuity is available when age plus years of service equal 90 and normal retirement age is 65. For members hired on or after July 1, 1989, normal retirement age is the age for unreduced social security benefits and is capped at 66.

Annuities, disability benefits, and survivor benefits are increased effective every January 1. Beginning January 1, 2019, the postretirement increase will be equal to 50% of the cost-of-living adjustment (COLA) announced by the SSA, with a minimum increase of at least 1% and a maximum of 1.5%. Recipients that have been receiving the annuity or benefit for at least a full year as of the June 30 before the effective date of the increase will receive the full increase. For recipients receiving the annuity or benefit for at least one month but less than a full year as of the June 30 before the effective date of the increase will receive a reduced prorated increase. For members retiring on January 1, 2024 or later, the increase will be delayed until normal retirement age (age 65 is hired prior to July 1, 1989, or age 66 for individuals hired on or after July 1, 1989). Members retiring under Rule of 90 are exempt from the delay to normal retirement.

Police and Fire Plan

Benefits for Police and Fire Plan members first hired after June 30, 2010, but before July 1, 2014, vest on a prorated basis from 50% after five years up to 100% after ten years of credited service. Benefits for Police and Fire Plan members first hired after June 30, 2014 vest on a prorated basis from 50% after ten years up to 100% after twenty years of

**GOODHUE COUNTY
RED WING, MINNESOTA
NOTES TO THE FINANCIAL STATEMENTS
DECEMBER 31, 2019**

4. Pension Plans (Continued)

A. Defined Benefit Plans (Continued)

2. Benefits Provided (Continued)

Police and Fire Plan (Continued)

credited service. The annuity accrual rate is 3% of average salary for each year of service. A full, unreduced pension is earned when members are age 55 and vested, or for members who were first hired prior to July 1, 1989, when age plus years of service equal at least 90.

Annuities, disability benefits, and survivor benefits are increased effective every January 1. Beginning January 1, 2019, the postretirement increase will be fixed at 1%. Recipients that have been receiving the annuity or benefit for at least 36 months as of the June 30 before the effective date of the increase will receive the full increase. For recipients receiving the annuity or benefit for at least 25 months but less than 36 months as of the June 30 before the effective date of the increase will receive a reduced prorated increase.

Correctional Plan

Benefits for Correctional Plan members first hired after June 30, 2010 vest on a prorated basis from 50% after five years up to 100% after ten years of credited service. The annuity accrual rate is 1.9% of average salary for each year of service in the plan. A full, unreduced pension is earned when members are age 55 and vested, or for members who were first hired prior to July 1, 1989, when age plus years of service equal at least 90.

Annuities, disability benefits and survivor benefits are increased effective every January 1. Beginning January 1, 2019, the postretirement increase will be equal to 100% of the COLA announced by SSA, with a minimum increase of at least 1% and a maximum of 2.5%. If the plan's funding status declines to 85% or below for two consecutive years or 80% for one year, the maximum will be lowered from 2.5% to 1.5%. Recipients that have been receiving the annuity or benefit for at least a full year as of the June 30 before the effective date of the increase will receive the full increase. For recipients receiving the annuity or benefit for at least one month but less than a full year as of the June 30 before the effective date of the increase will receive a reduced prorated increase.

**GOODHUE COUNTY
RED WING, MINNESOTA
NOTES TO THE FINANCIAL STATEMENTS
DECEMBER 31, 2019**

4. Pension Plans (Continued)

A. Defined Benefit Plans (Continued)

3. Contributions

Pension benefits are funded from member and employer contributions and income from the investment of fund assets. Rates for employer and employee contributions are set by Minn. Stat. ch. 353. These statutes are established and amended by the State Legislature. General Employees Coordinated Plan members were required to contribute 6.50% of their annual covered salary in 2019. Public Employees Police and Fire Plan members were required to contribute 11.3% of their annual covered salary in 2019. Public Employees Correctional Plan members were required to contribute 5.83% of their annual covered salary in 2019.

In 2019, the County was required to contribute the following percentages of annual covered salary:

General Employees Retirement Plan	
Coordinated Plan members	7.50 %
Public Employees Police and Fire Plan	16.95
Public Employees Correctional Plan	8.75

Effective January 1, 2019, the Police and Fire member rate increased from 10.8% to 11.3% and the employer rate increased from 16.2% to 16.95%.

**GOODHUE COUNTY
RED WING, MINNESOTA
NOTES TO THE FINANCIAL STATEMENTS
DECEMBER 31, 2019**

4. Pension Plans (Continued)

A. Defined Benefit Plans (Continued)

3. Contributions (Continued)

The County's contributions for the year ended December 31, 2019, to the pension plans were:

	<u>2019</u>
General Employees Retirement Plan	\$ 1,265,597
Public Employees Police and Fire Plan	562,148
Public Employees Correctional Plan	236,735

The contributions are equal to the contractually required contributions as set by state statute.

4. Pension Costs

General Employees Retirement Plan

At December 31, 2019, the County reported a liability of \$13,180,602 for its proportionate share of the General Employees Retirement Plan's net pension liability. The County's net pension liability reflected a reduction due to the State of Minnesota's contribution of \$16 million to the fund in 2019. The State of Minnesota is considered a nonemployer contributing entity and the state's contribution meets the definition of a special funding situation. Legislation requires the State of Minnesota to contribute \$16 million to the General Employees Plan for the fiscal years ended June 30, 2018 and 2019 and \$6 million per year thereafter through calendar year 2031. The State of Minnesota's proportionate share of the net pension liability associated with the County totaled \$409,649. The net pension liability was measured as of June 30, 2019, and the total pension liability used to calculate the net pension liability was determined by an actuarial valuation as of that date.

The County's proportion of the net pension liability was based on the County's contributions received by PERA during the measurement period for employer payroll paid dates from July 1, 2018, through June 30, 2019, relative to the total employer contributions received from all of PERA's participating employers. At June 30, 2019, the County's proportion was .2384%, which is an increase of 0.0013 from its proportion measured as of June 30, 2018.

For the year ended December 31, 2019, the County recognized pension expense of \$1,546,386 for its proportionate share of the General Employees Retirement Plan's pension expense. In addition, the County recognized an additional \$30,679 as pension expense (and grant revenue) for its proportionate share of the state of Minnesota's contribution of \$16 million to the General Employees Fund.

**GOODHUE COUNTY
RED WING, MINNESOTA
NOTES TO THE FINANCIAL STATEMENTS
DECEMBER 31, 2019**

4. Pension Plans (Continued)

A. Defined Benefit Plans (Continued)

4. Pension Costs (Continued)

General Employees Retirement Plan (Continued)

County's proportionate share of the net pension liability	\$ 13,180,602
State of Minnesota's proportionate share of the net pension liability associated with the County	<u>409,649</u>
Total	<u><u>\$ 13,590,251</u></u>

The County reported its proportionate share of the General Employees Retirement Plan's deferred outflows of resources and deferred inflows of resources related to pensions from the following sources:

Description	Deferred Outflows of Resources	Deferred Inflows of Resources
Differences Between Expected and Actual Economic Experience	\$ 365,283	\$ -
Changes in Actuarial Assumptions	-	1,036,004
Net Difference Between Projected and Actual Investment Earnings	-	1,336,010
Changes in Proportion	60,673	292,733
Contributions Paid to PERA Subsequent to the Measurement Date	<u>642,637</u>	<u>-</u>
Total	<u><u>\$ 1,068,593</u></u>	<u><u>\$ 2,664,747</u></u>

\$642,637 reported as deferred outflows of resources related to pensions resulting from contributions subsequent to the measurement date will be recognized as a reduction of the net pension liability in the year ended December 31, 2020. Other amounts reported as deferred outflows and inflows of resources related to pensions will be recognized in pension expense as follows:

**GOODHUE COUNTY
RED WING, MINNESOTA
NOTES TO THE FINANCIAL STATEMENTS
DECEMBER 31, 2019**

4. Pension Plans (Continued)

A. Defined Benefit Plans (Continued)

4. Pension Costs (Continued)

General Employees Retirement Plan (Continued)

Year Ending December 31,	Pension Expense Amount
2020	\$ (932,177)
2021	(1,084,211)
2022	(243,643)
2023	21,240

Public Employees Police and Fire Plan

At December 31, 2019, the County reported a liability of \$3,422,692 for its proportionate share of the Public Employees Police and Fire Plan's net pension liability. The net pension liability was measured as of June 30, 2019, and the total pension liability used to calculate the net pension liability was determined by an actuarial valuation as of that date. The County's proportion of the net pension liability was based on the County's contributions received by PERA during the measurement period for employer payroll paid dates from July 1, 2018, through June 30, 2019, relative to the total employer contributions received from all of PERA's participating employers. At June 30, 2019, the County's proportion was .3215%, as compared to .3202% measured as of June 30, 2018, a decrease of .0013. The County recognized pension expense of \$667,807 for its proportionate share of the Public Employees Police and Fire Plan's pension expense.

The County also recognized \$43,402 as revenue, which results in a reduction of the net pension liability, for its proportionate share of the state of Minnesota's on-behalf contribution to the Public Employees Police and Fire Plan. Legislation passed in 2013 requires the state of Minnesota to contribute \$9 million to the Police and Fire Plan each year, starting in fiscal year 2014, until the plan is 90% funded or until the State Patrol Plan (administered by the Minnesota State Retirement System) is 90% funded, whichever occurs later. In addition, the state will pay \$4.5 million on October 1, 2018 and October 1, 2019 in direct state aid. Thereafter, by October 1 of each year, the state will pay \$9 million until full funding is reached or July 1, 2048, whichever is earlier.

**GOODHUE COUNTY
RED WING, MINNESOTA
NOTES TO THE FINANCIAL STATEMENTS
DECEMBER 31, 2019**

4. Pension Plans (Continued)

A. Defined Benefit Plans (Continued)

4. Pension Costs (Continued)

Public Employees Police and Fire Plan (Continued)

The County reported its proportionate share of the Public Employees Police and Fire Plan's deferred outflows of resources and deferred inflows of resources related to pensions from the following sources:

Description	Deferred Outflows of Resources	Deferred Inflows of Resources
Differences Between Expected and Actual Economic Experience	\$ 145,324	\$ 520,970
Changes in Actuarial Assumptions	2,840,292	3,842,633
Net Difference Between Projected and Actual Investment Earnings	-	712,866
Changes in Proportion	294,981	232,925
Contributions Paid to PERA Subsequent to the Measurement Date	301,609	-
Total	<u>\$ 3,582,206</u>	<u>\$ 5,309,394</u>

\$301,609 reported as deferred outflows of resources related to pensions resulting from contributions subsequent to the measurement date will be recognized as a reduction of the net pension liability in the year ended December 31, 2020. Other amounts reported as deferred outflows and inflows of resources related to pensions will be recognized in pension expense as follows:

Year Ending December 31,	Pension Expense Amount
2020	\$ (228,059)
2021	(469,074)
2022	(1,382,789)
2023	50,345
2024	780

**GOODHUE COUNTY
RED WING, MINNESOTA
NOTES TO THE FINANCIAL STATEMENTS
DECEMBER 31, 2019**

4. Pension Plans (Continued)

A. Defined Benefit Plans (Continued)

4. Pension Costs (Continued)

Public Employees Correctional Plan

At December 31, 2019, the County reported a liability of \$175,611 for its proportionate share of the Public Employees Correctional Plan's net pension liability. The net pension liability was measured as of June 30, 2019, and the total pension liability used to calculate the net pension liability was determined by an actuarial valuation as of that date. The County's proportion of the net pension liability was based on the County's contributions received by PERA during the measurement period for employer payroll paid dates from July 1, 2018, through June 30, 2019, relative to the total employer contributions received from all of PERA's participating employers. At June 30, 2019, the County's proportion was 1.268%, as compared to 1.329% measured as of June 30, 2018. The County recognized pension expense of \$270,442 for its proportionate share of the Public Employees Correctional Plan's pension expense.

The County reported its proportionate share of the Public Employees Correctional Plan's deferred outflows of resources and deferred inflows of resources related to pensions from the following sources:

Description	Deferred Outflows of Resources	Deferred Inflows of Resources
Differences Between Expected and Actual Economic Experience	\$ 6,456	\$ 28,711
Changes in Actuarial Assumptions	-	1,559,116
Net Difference Between Projected and Actual Investment Earnings	-	225,965
Changes in Proportion	-	133,892
Contributions Paid to PERA Subsequent to the Measurement Date	121,267	-
Total	<u>\$ 127,723</u>	<u>\$ 1,947,684</u>

**GOODHUE COUNTY
RED WING, MINNESOTA
NOTES TO THE FINANCIAL STATEMENTS
DECEMBER 31, 2019**

4. Pension Plans (Continued)

A. Defined Benefit Plans (Continued)

4. Pension Costs (Continued)

Public Employees Correctional Plan (Continued)

\$121,267 reported as deferred outflows of resources related to pensions resulting from contributions subsequent to the measurement date will be recognized as a reduction of the net pension liability in the year ended December 31, 2020. Other amounts reported as deferred outflows and inflows of resources related to pensions will be recognized in pension expense as follows:

Year Ending December 31,	Pension Expense Amount
2020	\$ (1,011,569)
2021	(853,880)
2022	(77,481)
2023	1,702

Total Pension Expense

The total pension expense for all plans recognized by the County for the year ended December 31, 2019 was \$2,515,314.

5. Actuarial Assumptions

The total pension liability in the June 30, 2019, actuarial valuation was determined using the individual entry age normal actuarial cost method and the following additional actuarial assumptions:

Inflation	2.50% per Year (2.00% - Corrections Plan)
Active member payroll growth	3.25% per Year
Investment Rate of Return	7.50%

**GOODHUE COUNTY
RED WING, MINNESOTA
NOTES TO THE FINANCIAL STATEMENTS
DECEMBER 31, 2019**

4. Pension Plans (Continued)

A. Defined Benefit Plans (Continued)

5. Actuarial Assumptions (Continued)

Salary increases were based on a service-related table. Mortality rates for active members, retirees, survivors, and disabilitants for all plans were based on RP-2014 tables for males or females, as appropriate, with slight adjustments to fit PERA's experience. Cost of living benefit increases for retirees are assumed to be 1.25% per year for the General Employees Plan, 1.00% per year as set by the state legislature for the Police and Fire Plan and 2.00% per year for the Correctional Plan.

Actuarial assumptions used in the June 30, 2019, valuation were based on the results of actuarial experience studies. The most recent four-year experience study in the General Employees Plan was completed in 2019. The most recent four-year experience study for the Police and Fire Plan was completed in 2016. The most recent five-year experience study for the Correctional Plan was completed in 2012. Economic assumptions were updated in 2018 based on a review of inflation and investment return assumptions.

The long-term expected rate of return on pension plan investments is 7.5%. The State Board of Investment, which manages the investments of PERA, prepares an analysis of the reasonableness of the long-term expected rate of return on a regular basis using a building-block method in which best-estimate ranges of expected future rates of return are developed for each major asset class. These ranges are combined to produce an expected long-term rate of return by weighting the expected future rates of return by the target asset allocation percentages. The target allocation and best estimates of arithmetic real rates of return for each major asset class are summarized in the following table:

Asset Class	Target Allocation	Long-Term Expected Real Rate of Return
Domestic Equity	35.5 %	5.10 %
Private markets	25.0	5.90
Fixed income	20.0	0.75
International equity	17.5	5.90
Cash equivalents	2.0	0.00
Totals	100.0 %	

**GOODHUE COUNTY
RED WING, MINNESOTA
NOTES TO THE FINANCIAL STATEMENTS
DECEMBER 31, 2019**

4. Pension Plans (Continued)

A. Defined Benefit Plans (Continued)

6. Discount Rate

The discount rate used to measure the total pension liability in 2019 was 7.50%, consistent with the rate used in 2018. The projection of cash flows used to determine the discount rate assumed that contributions from plan members and employers will be made at rates set in Minnesota Statute. Based on these assumptions, the fiduciary net positions of the General Employees Fund, the Police and Fire Fund, and the Correctional Fund were projected to be available to make all projected future benefit payments of current plan members. Therefore, the long-term expected rate of return on pension plan investments was applied to all periods of projected benefit payments to determine the total pension liability.

7. Changes in Actuarial Assumptions

The following changes in actuarial assumptions occurred in 2019:

General Employees Plan

- The mortality projection scale was changed from MP-2017 to MP-2018.

Police and Fire Plan

- The mortality projection scale was changed from MP-2017 to MP-2018.

Correctional Plan

- The mortality projection scale was changed from MP-2017 to MP-2018.

8. Changes in Plan Provisions

General Employees Plan

- The employer supplemental contribution was changed prospectively, decreasing from \$31.0 million to \$21.0 million per year. The State's special funding contribution was changed prospectively, requiring \$16.0 million per year through 2031.

Police and Fire Plan

- There were no changes since the prior valuation.

Correctional Plan

- There were no changes since the prior valuation.

**GOODHUE COUNTY
RED WING, MINNESOTA
NOTES TO THE FINANCIAL STATEMENTS
DECEMBER 31, 2019**

4. Pension Plans (Continued)

A. Defined Benefit Plans (Continued)

9. Pension Liability Sensitivity

The following presents the County's proportionate share of the net pension liability calculated using the discount rate disclosed in the preceding paragraph, as well as what the County's proportionate share of the net pension liability would be if it were calculated using a discount rate 1.0 percentage point lower or 1.0 percentage point higher than the current discount rate:

	Proportionate Share of the					
	General Employees Retirement Plan		Police and Fire Retirement Plan		Correctional Retirement Plan	
	Discount Rate	Net Pension Liability	Discount Rate	Net Pension Liability	Discount Rate	Net Pension Liability
1% Decrease	6.50%	\$ 21,668,200	6.50%	\$ 7,481,369	6.50%	\$ 1,871,638
Current	7.50%	13,180,602	7.50%	3,422,692	7.50%	175,611
1% Increase	8.50%	6,172,402	8.50%	66	8.50%	(1,181,489)

10. Pension Plan Fiduciary Position

Detailed information about the pension plan's fiduciary net position is available in a separately issued PERA financial report that includes financial statements and required supplementary information. That report may be obtained on the internet at www.mnpera.org.

**GOODHUE COUNTY
RED WING, MINNESOTA
NOTES TO THE FINANCIAL STATEMENTS
DECEMBER 31, 2019**

4. Pension Plans (Continued)

B. Defined Contribution Plan

Four board members of the County are covered by the Public Employees Defined Contribution Plan, a multiple-employer deferred compensation plan administered by PERA. The plan is established and administered in accordance with Minn. Stat. ch. 353D, which may be amended by the state legislature. The plan is a tax qualified plan under Section 401(a) of the Internal Revenue Code, and all contributions by or on behalf of employees are tax deferred until time of withdrawal.

Plan benefits depend solely on amounts contributed to the plan plus investment earnings, less administrative expenses. Minn. Stat. § 353D.03 specifies plan provisions, including the employee and employer contribution rates for those qualified personnel who elect to participate. An eligible elected official who decides to participate contributes 5.00% of salary, which is matched by the employer. Employee and employer contributions are combined and used to purchase shares in one or more of the seven accounts of the Minnesota Supplemental Investment Fund. For administering the plan, PERA receives 2.00% of employer contributions and 0.25% of the assets in each member account annually.

Total contributions by dollar amount and percentage of covered payroll made by the County during the year ended December 31, 2019, were:

Contribution Amount		Percentage of Covered Payroll		Required
Employee	Employer	Employee	Employer	Rate
\$ 3,931	\$ 3,931	5%	5%	5%

**GOODHUE COUNTY
RED WING, MINNESOTA
NOTES TO THE FINANCIAL STATEMENTS
DECEMBER 31, 2019**

5. Other Post-Employment Benefits (OPEB)

A. Plan Description

The County provides health insurance benefits to certain retired employees under a single-employer fully-insured defined benefit health care plan, as required by Minnesota Statute 471.61 subdivision 2b. Employees who retire from the County when eligible to receive a retirement benefit from the Public Employees Retirement Association (PERA) of Minnesota (or similar plan) and do not participate in any other health benefits program providing similar coverage described herein, are eligible to participate. Coverage can be continued for employees and their eligible dependents, if the dependents were covered immediately prior to the time of the employee's retirement, until the time the former employee reaches age 65.

With the exception of one employee, the County does not pay any portion of the health insurance premiums for retirees or their dependents, however, the retirees and dependents do receive an implicit benefit of a healthcare premium at the same rate provided to active employees. On February 8, 2000, the County Board approved a resolution whereby any elected county official in office for at least eight years and in office as of January 1, 1998 and at least age 61 at the time of retirement would have their health insurance paid for upon retirement from county service. Coverage would be paid at the same level as in effect at the time of retirement and would be paid until the former official reached age 65. There is one employee currently receiving this benefit; this is the last employee eligible for this benefit under this resolution.

Membership in the plan as of January 1, 2018 is as follows:

Active participants	344
Retirees receiving payments	4
Spouses receiving payments	2
Totals	<u>350</u>

B. Funding Policy

The County's OPEB plan is financed on a pay-as-you-go basis and currently has no assets that have been deposited into an irrevocable trust that meets the criteria of paragraph 4 of GASB 75 for future health benefits. Therefore, the actuarial value of plan assets is \$0. Separate stand-alone financial statements are not issued for the plan.

**GOODHUE COUNTY
RED WING, MINNESOTA
NOTES TO THE FINANCIAL STATEMENTS
DECEMBER 31, 2019**

5. Other Post-Employment Benefits (OPEB) (Continued)

C. Actuarial Methods and Assumptions

The County's total OPEB liability of \$1,285,242 reported as of December 31, 2019 was measured as of January 1, 2018, using the following actuarial assumptions, applied to all periods in the measurement, unless otherwise specified:

Actuarial cost method	Entry age, level percentage of pay
Discount rate	3.30% (20-year municipal bond rate)
Salary growth assumption	3.00%
Inflation (post retirement COLA)	2.50%
Healthcare cost trend rates	6.50% (decreasing to 5.00% over 6 years)
Mortality assumptions	RP-2014 White Collar Mortality Tables with MP-2017 Generational Improvement Scale (with Blue Collar adjustment for Policy and Fire Personnel)

The actuarial assumptions are currently based on a combination of historical information, projected information and the most recent actuarial experience studies for PERA. All assumptions noted above have been changed since the most recent GASB 45 valuation.

D. Changes in total OPEB Liability

The following table presents the changes in total OPEB liability for the fiscal year ended December 31, 2019 based on a measurement date of January 1, 2018:

Balance as of January 1, 2019	\$ 1,228,676
Changes for the year:	
Service cost	91,331
Interest cost	42,923
Assumption changes	(38,770)
Benefit payments	(38,918)
Net changes in total OPEB liability	<u>56,566</u>
Balance as of December 31, 2019	<u><u>\$ 1,285,242</u></u>

**GOODHUE COUNTY
RED WING, MINNESOTA
NOTES TO THE FINANCIAL STATEMENTS
DECEMBER 31, 2019**

5. Other Post-Employment Benefits (OPEB) (Continued)

D. Changes in total OPEB Liability (Continued)

The following table presents the sensitivity of the total OPEB liability calculation to a one percent increase or decrease in the discount rate previously disclosed used to measure the total OPEB liability:

Proportionate Share of the OPEB Liability			
	Discount		Total OPEB Liability
	Rate		
1% Decrease	2.80%	\$	1,380,653
Current	3.80%		1,285,242
1% Increase	4.80%		1,196,416

The following table presents the sensitivity of the total OPEB liability calculation to a one percent increase or decrease in the current healthcare cost trend rate used to measure the total OPEB liability:

Proportionate Share of the OPEB Liability	
	Total OPEB Liability
1% Decrease (5.25% decreasing to 4.00%)	\$ 1,151,484
Current (6.25% decreasing to 5.00%)	1,285,242
1% Increase (7.25% decreasing to 6.00%)	1,442,801

**GOODHUE COUNTY
RED WING, MINNESOTA
NOTES TO THE FINANCIAL STATEMENTS
DECEMBER 31, 2019**

5. Other Post-Employment Benefits (OPEB) (Continued)

E. OPEB Expense and Deferred Outflows of Resources / Deferred Inflows of Resources

For the year ended December 31, 2019, the County recognized OPEB expense of \$37,781. The County reported deferred outflows of resources and deferred inflows of resources related to OPEB from the following sources:

<u>Description</u>	<u>Deferred Outflows of Resources</u>	<u>Deferred Inflows of Resources</u>
Changes in Actuarial Assumptions	\$ -	\$ 33,231
Contributions Subsequent to the Measurement Date	90,934	-
Total	<u>\$ 90,934</u>	<u>\$ 33,231</u>

\$90,934 reported as deferred outflow of resources resulting from County contributions subsequent to the measurement date will be recognized as a reduction of the total OPEB liability in the year ended December 31, 2020. Other amounts reported as deferred outflows and inflows of resources related to OPEB will be recognized in OPEB expense as follows:

<u>Year Ending December 31,</u>	<u>Pension Expense Amount</u>
2020	\$ (5,539)
2021	(5,539)
2022	(5,539)
2023	(5,539)
2024	(5,539)
2025	(5,536)

**GOODHUE COUNTY
RED WING, MINNESOTA
NOTES TO THE FINANCIAL STATEMENTS
DECEMBER 31, 2019**

6. Summary of Significant Contingencies and Other Items

A. Risk Management

The County is exposed to various risks of loss related to torts; theft of, damage to, or destruction of assets; errors or omissions; injuries to employees; or natural disasters for which the County carries commercial insurance. The County has entered into a joint powers agreement with other Minnesota counties to form the Minnesota Counties Intergovernmental Trust (MCIT). The County is a member of both the MCIT Workers' Compensation and Property and Casualty Divisions. For other risk, the County carries commercial insurance. There were no significant reductions in insurance from the prior year. The amount of settlements did not exceed insurance coverage for the past three fiscal years.

The Workers' Compensation Division of MCIT is self-sustaining based on the contributions charged, so that total contributions plus compounded earnings on these contributions will equal the amount needed to satisfy claims liabilities and other expenses. MCIT participates in the Workers' Compensation Reinsurance Association with coverage at \$500,000 per claim in 2019. Should the MCIT Workers' Compensation Division liabilities exceed assets, MCIT may assess the County in a method and amount to be determined by MCIT.

The Property and Casualty Division of MCIT is self-sustaining, and the County pays an annual premium to cover current and future losses. MCIT carries reinsurance for its property lines to protect against catastrophic losses. Should the MCIT Property and Casualty Division liabilities exceed assets, MCIT may assess the County in a method and amount to be determined by MCIT.

B. Contingent Liabilities

Amounts received or receivable from grant agencies are subject to audit and adjustment by grantor agencies, principally the federal government. Any disallowed claims, including amounts already collected, may constitute a liability of the applicable funds. The amount, if any, of the expenditures that may be disallowed by the grantor cannot be determined at this time, although the County expects such amounts, if any, to be immaterial.

The County is a defendant in various lawsuits. Although the outcome of these lawsuits is not presently determinable, in the opinion of the County Attorney, the resolution of these matters will not have a material adverse effect on the financial condition of the government.

**GOODHUE COUNTY
RED WING, MINNESOTA
NOTES TO THE FINANCIAL STATEMENTS
DECEMBER 31, 2019**

6. Summary of Significant Contingencies and Other Items (Continued)

B. Contingent Liabilities (Continued)

During 2019, counties were notified by the Minnesota Department of Human Services (DHS) that DHS made errors in the calculation of Substance Use Disorder (SUD) for Institutes of Mental Disease (IMD) claims from January 2014 to June 2019. Based on these errors, DHS is requesting counties repay \$8.8 million back to DHS. Goodhue County's share of the \$8.8 million is \$84,598. Minnesota Counties have raised concerns over how the amount was calculated, the accuracy of the calculation and whether DHS has the legal/statutory authority to require the Counties to repay the amounts. The Association of Minnesota Counties (AMC) has recommended that counties not repay any amounts until these concerns have been addressed and after the conclusion of the 2020 Minnesota legislative session in hopes that this matter is resolved by other means. Therefore, this \$84,598 has not been recorded as a liability by the County as of December 31, 2019.

C. Joint Ventures

Goodhue County, in conjunction with other governmental entities has formed the joint ventures listed below:

Family Services Collaborative

The Goodhue County Family Services Collaborative was established in 1999 under the authority of Minn. Stat. §§ 471.59 and 124D.23. The Collaborative includes Goodhue County, Goodhue County Education District, Cannon Falls School District, and Three Rivers Community Action Council. The purpose of the Collaborative is to provide culturally appropriate programs and services to children and families, prevent children from developing more severe disabilities, and provide for the safety and security of the community and its children. During 2019, the County did not make any payments to the Collaborative.

Control of the Collaborative is vested in a four-member governing board appointed by the member parties, with the Goodhue County Health and Human Services Department acting as the fiscal agent. The Collaborative is financed by state and federal grants and contributions from participating members. The Collaborative was audited by the Office of the Minnesota State Auditor for 2010.

**GOODHUE COUNTY
RED WING, MINNESOTA
NOTES TO THE FINANCIAL STATEMENTS
DECEMBER 31, 2019**

6. Summary of Significant Contingencies and Other Items (Continued)

C. Joint Ventures (Continued)

South Country Health Alliance

South Country Health Alliance (SCHA) was created by a joint powers agreement between Brown, Dodge, Freeborn, Goodhue, Kanabec, Mower, Sibley, Steele, Wabasha, and Waseca Counties on July 24, 1998, under Minn. Stat. § 471.59. Mower County has since withdrawn. In 2007, Cass, Crow Wing, Morrison, Todd, and Wadena Counties joined in the joint venture. Cass, Crow Wing, and Freeborn Counties voted to withdraw as of December 31, 2010. Morrison, Todd and Wadena counties have voted to withdraw as of December 31, 2019. SCHA continues to serve Freeborn County as a non-member county. The agreement was in accordance with Minn. Stat. § 256B.692, which allows the formation of a Board of Directors to operate, control, and manage all matters concerning the participating counties' health care functions, referred to as county-based purchasing.

The purpose of the SCHA is to improve the social and health outcomes of its clients and all citizens of its member counties by better coordinating social service, public health and medical services, and promoting the achievement of public health goals. The SCHA is authorized to provide prepaid comprehensive health maintenance services to persons enrolled under Medicaid and General Assistance Medical Care in each of the member counties.

Each member county has an explicit and measurable right to its share of the total capital surplus of the SCHA. Gains and losses are allocated annually to all members based on the percentage of their utilization.

The County's equity interest in the SCHA at December 31, 2019 was \$4,265,307. The equity interest is reported as an investment in joint venture on the government-wide statement of net position. Changes in equity are included in the government-wide statement of activities as Health and Human Services program expenses or revenues. The County made a \$1.9 million payment to SCHA in 2019 for a capital call contribution.

Complete financial statements for the SCHA can be obtained from the South Country Health Alliance at 100 West Fremont Street, Owatonna, Minnesota 55060, or from its fiscal agent at 2300 Park Drive, Suite 100, Owatonna, Minnesota 55060.

**GOODHUE COUNTY
RED WING, MINNESOTA
NOTES TO THE FINANCIAL STATEMENTS
DECEMBER 31, 2019**

6. Summary of Significant Contingencies and Other Items (Continued)

C. Joint Ventures (Continued)

Southeast Minnesota Regional Emergency Communications Board

The Southeast Minnesota Regional Emergency Communications Board (formerly known as the Radio Board) (SEMRCB) was established April 16, 2008, as provided by Minn. Stat. §§ 403.39 and 471.59. This joint powers board between Dodge, Fillmore, Freeborn, Goodhue, Houston, Mower, Olmsted, Rice, Steele, Wabasha, and Winona Counties and the City of Rochester serves to provide regional administration of enhancement to the Allied Radio Matrix for Emergency Response (ARMER) system owned and operated by the state of Minnesota and enhance and improve interoperable public safety communications.

Control of the SEMRCB is vested in a Joint Powers Board that is composed of one County Commissioner from each of the participating counties and one City Council member from the city.

During the year, Goodhue County paid \$6,000 to the Emergency Communications Board.

Southeastern Minnesota Multi-County Housing and Redevelopment Authority

Goodhue County and other regional counties have formed the Southeastern Minnesota Multi-County Housing and Redevelopment Authority (HRA) for the purposes of providing housing and redevelopment services to Southeastern Minnesota counties. The governing body consists of an eight-member Board of Commissioners. Two Commissioners were appointed by each of the County Boards. The HRA adopts its own budget. The County did not make any payments to the Authority during 2019.

Complete financial statements for the HRA can be obtained at 134 East Second Street, Wabasha, Minnesota 55981.

**GOODHUE COUNTY
RED WING, MINNESOTA
NOTES TO THE FINANCIAL STATEMENTS
DECEMBER 31, 2019**

6. Summary of Significant Contingencies and Other Items (Continued)

C. Joint Ventures (Continued)

Southeast Minnesota Violent Crime Enforcement Team

The Southeast Minnesota Violent Crime Enforcement Team was established under the authority of the Joint Powers Act, pursuant to Minn Stat. § 471.59, and includes Dodge, Fillmore, Goodhue, Houston, Mower, Olmsted, Wabasha, and Winona Counties along with the Cities of Austin, Kasson, Red Wing, and Winona. The Enforcement Team's mission is to disrupt and destroy illegal narcotic operations in Southeastern Minnesota and provide drug investigation services for member organizations.

The enforcement team is governed by a governing board with members consisting of the Chief Law Enforcement Officer from each member, or his or her designee, and an attorney appointed by the governing board.

During the year, Goodhue County paid \$7,426 to the Task Force.

Separate financial information can be obtained from the Southeast Minnesota Violent Crime Enforcement Team, 101 – 4th Street S.E., Rochester, Minnesota 55904.

D. Jointly-Governed Organizations

Goodhue County, in conjunction with other governmental entities and various private organizations, has formed the jointly governed organizations listed below:

Minnesota Counties Computer Cooperative (MCCC)

Under Minnesota Joint Powers Law, Minn. Stat. § 471.59, Minnesota counties have created MCCC to facilitate technology services and training, and to provide software and other cost-effective measures to help reduce technology costs for its members. During the year, Goodhue County paid \$138,012 to the Cooperative.

**GOODHUE COUNTY
RED WING, MINNESOTA
NOTES TO THE FINANCIAL STATEMENTS
DECEMBER 31, 2019**

6. Summary of Significant Contingencies and Other Items (Continued)

D. Jointly-Governed Organizations (Continued)

Emergency Response Team (Mutual Aid Agreement)

The Multi-Jurisdiction Emergency Response Team (ERT) was established to better respond to critical incidents that involve high levels of threats to public safety and to more effectively coordinate multi-agency responses for highly complex or unusual events. Current members of the team include Goodhue and Wabasha County Sheriff's offices, Red Wing, Plainview and Cannon Falls police departments, Red Wing fire department and Mayo Clinic. Additional members can join upon acceptance of this agreement's governing authority. The purpose of this multi-agency agreement is to establish governing provisions for selecting, training, equipping, activating and commanding the ERT. The ERT is managed by the Goodhue County Sheriff's Office, who has the authority under the agreement to appoint the ERT Commander and Lieutenant Commander. Members are not required to make any financial contributions to the ERT under this agreement. During the year, the County paid \$0 under this agreement.

Region One - Southeast Minnesota Homeland Security Emergency Management Organization

The Region One - Southeast Minnesota Security Emergency Management Organization (SERHSEM) was established to regionally coordinate efforts to better respond to emergencies and natural or other disasters within the SERHSEM region. There are 16 counties participating, with one member from each entity being represented on the Joint Powers Board. During the year, Goodhue County did not make payments to the Organization.

Nuclear Emergency Response Preparedness

This agreement between the State of Minnesota Homeland Security Management (HSEM), the City of Cannon Falls Fire Department and Goodhue County Emergency Management was signed to detail roles and responsibilities of each party in the event of a disaster at the Prairie Island Nuclear Energy plant. Under this agreement, the County is responsible for working with HSEM to establish a budget for a grant supporting Cannon Falls' worker decontamination facility. The County also participates in training exercises and is jointly responsible with Cannon Falls City for maintenance of the decontamination facility and is eligible for grant reimbursement of any expenditures incurred for this purpose. During 2019, the County paid \$7,435 and received \$0 under this agreement.

**GOODHUE COUNTY
RED WING, MINNESOTA
NOTES TO THE FINANCIAL STATEMENTS
DECEMBER 31, 2019**

6. Summary of Significant Contingencies and Other Items (Continued)

D. Jointly-Governed Organizations (Continued)

Correctional Facility Emergency Response

This agreement is between the State of Minnesota, acting through its Commissioner of Corrections, and Goodhue County, on behalf of its Sheriff's Office. Under this agreement, either party may request assistance from the other party in the case of an emergency at the requesting party's local correctional facility. The current agreement was signed in 2019 and is effective through June 30, 2023. Parties are not required to make any financial contributions under this agreement unless services are required after an initial 24-hour period and a cost amendment to the agreement is signed, or if the party providing the services requests reimbursement of any supply costs. Assistance was not required by either party, nor did the County make any payments under this agreement in 2019.

Southeast Minnesota Water Resources Board

The Southeast Minnesota Water Resource Board (SEMNRWB) was formed by Dodge, Fillmore, Goodhue, Houston, Mower, Olmsted, Rice, Steele, Wabasha, and Winona Counties. The purpose of this joint powers board is to receive and expend state and nonprofit grants and other related funds for the purpose of comprehensive water management planning. The governing body consists of 18 members. Two Commissioners were appointed from each of the participating County Boards, except for Mower and Wabasha Counties, who each appointed one member. Olmsted County acts as the fiscal agent. Goodhue County did not contribute to the Board in 2019.

On March 11, 2019, as allowed by the joint powers agreement, SEMNRWB voted to disband, pending ratification by all individual county boards. Goodhue County's board ratified this decision on May 7, 2019. In October 2019, the County received \$2,422, representing its share of the final distribution of SEMNRWB's assets.

Complete financial statements for the Water Resources Board can be obtained at P. O. Box 5838, Winona, Minnesota 55987.

**GOODHUE COUNTY
RED WING, MINNESOTA
NOTES TO THE FINANCIAL STATEMENTS
DECEMBER 31, 2019**

6. Summary of Significant Contingencies and Other Items (Continued)

D. Jointly-Governed Organizations (Continued)

Cannon River Watershed

The Cannon River Watershed was formed by Dakota, Goodhue, LeSeur, Rice, Steele and Waseca Counties and their respective Soil and Water Conservation Districts (SWCDs), the Belle Creek Watershed District and the North Canon River Watershed Management Organization. The purpose of this joint powers board is to develop policies, programs and projects toward a comprehensive watershed management plan, as required by Minnesota statute 103B.801. The governing board consists of 14 members, with one representative from each member entity, each serving a two-year term. Each member is required to contribute annual dues based on a tiered system, determined by the land area of each member in the Cannon River Watershed planning area. Goodhue County is a Tier 1 Member, with annual dues of \$5,000. Goodhue County signed the agreement on April 16, 2019; the final member signed on December 12, 2019. The first meeting was held on January 15, 2020. The County did not make any payments in 2019. Goodhue County paid \$5,000 for its 2020 membership dues on February 14, 2020.

Southeastern Minnesota Libraries Cooperative (SELCO)

The Southeastern Minnesota Libraries Cooperative provides library services within the County. During the year, the County contributed \$502,999 to SELCO, noting this amount will increase to \$516,429 in 2020.

Sentencing to Service

Goodhue County contracts with the state of Minnesota for three full-time Sentence to Service crew leaders. The Goodhue County Sentence to Serve Program utilizes nondangerous offenders from the Goodhue County Adult Detention Center, Minnesota Correctional Facility – Red Wing, Department of Corrections, and County Probation clients and juveniles two days a month. The program is used to perform community service work, special projects, and routine work for entities within the county and, specifically, Goodhue County facilities. The current agreement is for the period July 1, 2019 through June 30, 2021. During 2019, the County paid \$229,664 for services under this agreement. County tax levy, a contract with the City of Red Wing for one crew leader for 20 hours per week, and a user fee are used to fund the program within Goodhue County.

**GOODHUE COUNTY
RED WING, MINNESOTA
NOTES TO THE FINANCIAL STATEMENTS
DECEMBER 31, 2019**

6. Summary of Significant Contingencies and Other Items (Continued)

D. Jointly-Governed Organizations (Continued)

Court Services - Criminal Justice Data Communications Network

This agreement is between the state of Minnesota, acting through its Department of Public Safety, Bureau of Criminal Apprehension (BCA) and the county of Goodhue on behalf of Court Services (Agency). Under Minn. Stat. 299C.46, the BCA must provide a criminal justice data communications network to benefit authorized agencies in Minnesota. The Agency is authorized by law to utilize the criminal justice data communications network pursuant to the terms set out in this agreement. In addition, BCA either maintains repositories of data or has access to repositories of data that benefit authorized agencies in performing their duties. This five-year agreement expires in May, 2022. The County contributed \$1,080 in 2019.

Port Authority of the City of Saint Paul – Property Assessed Clean Energy Program (MinnPACE)

This agreement was effective November 7, 2017. The Port Authority has been engaged in governmental programs for providing financing throughout the state of Minnesota by making loans evidenced by various financing leases and loan agreements. Minnesota Statutes, Sections 216C.435 and 216C.436 and Chapter 429 and 471.59 (collectively the Act) authorize the County to provide for the financing of the acquisition and construction or installation of energy efficiency and conservation improvements (the Cost Effective Energy Improvements as defined in the Act or Improvements) on “Qualifying Real Properties” as defined in the Act (the Properties or Property) located within the boundaries of the County through the use of special assessments. The County contributed nothing under this agreement in 2019.

Great River Rail Commission (Regional Railroad)

The Great River Rail Commission (formerly known as the Minnesota High Speed Rail Commission) (the Commission) joint powers agreement, originally enacted in 2009 and most recently amended in 2019, was established to cooperatively advocate for and analyze feasibility of enhanced railroad transportation options and an integrated transportation system in the Minnesota high speed rail corridor. The high speed rail corridor is defined as a Canadian Pacific Railway corridor along the Mississippi River from LaCrescent, MN to the Union Depot in St. Paul, MN. The Commission consists of seven financial parties, including area rail road authorities and planning committees and 11 non-financial parties, including municipalities located along the corridor. Each Financial Party receives three votes and each non-Financial party receives one vote on all Commission board matters. Financial parties are required to contribute to the Commission. Goodhue County is a financial party to this agreement and contributed \$4,446 in membership fees in 2019.

**GOODHUE COUNTY
RED WING, MINNESOTA
NOTES TO THE FINANCIAL STATEMENTS
DECEMBER 31, 2019**

6. Summary of Significant Contingencies and Other Items (Continued)

D. Jointly-Governed Organizations (Continued)

Criminal Justice Data Network

The Goodhue County Sheriff Office has an ongoing subscriber agreement with the state of Minnesota in order to access the Criminal Justice Data Network. The CJDN computer network allows the Goodhue County Sheriff's office to access the state and federal computer network database for the exclusive purposes of law enforcement as it relates to vehicle files, person files and article files. The current agreement was signed in July 2018 and is effective for five years, through June, 2023. The annual cost for this data access remains the same for 2019 as it did in previous years - \$4,440 billed in quarterly amounts of \$1,110.

Minnesota Internet Crimes Against Children Task Force (ICAC)

This agreement is between the State of Minnesota, acting through its Commissioner of Public Safety, on behalf of the Bureau of Criminal Apprehension, and Goodhue County, on behalf of its Sheriff's Office. The purpose of the agreement is to implement a three-pronged approach (prevention, education and enforcement) to combat internet crimes against children. Through a grant received from the federal Office of Juvenile Justice and Delinquency Prevention, the State provides funding for training and software to Goodhue County Sheriff's personnel. Goodhue County conducts its own investigations and investigations on behalf of other local law enforcement agencies on behalf of ICAC and in accordance with ICAC task force program standards. This agreement was renewed effective May 2019 and expires in 2024. The County is eligible for reimbursement of certain expenses incurred while conducting investigations under this agreement. The County did not receive any reimbursements, nor did the County make any payments during 2019.

Minnesota Department of Corrections-Prosecutorial Services

The State, pursuant to Minn. Stat. 241.271 is empowered to reimburse counties for expenses of a county attorney resulting from activities involving inmates of the state correctional institution located in Goodhue County. Goodhue County has one correctional facility and thereby requests reimbursement for some of the costs associated with the prosecution of inmates who are involved in criminal activities at the correctional facility. The maximum annual reimbursement is \$5,000. Goodhue County did not receive any funds nor did the County make any payments under the agreement in 2019.

**GOODHUE COUNTY
RED WING, MINNESOTA
NOTES TO THE FINANCIAL STATEMENTS
DECEMBER 31, 2019**

6. Summary of Significant Contingencies and Other Items (Continued)

E. Conduit Debt Obligations

On June 7, 2016, the County issued a Health Care Facilities Revenue Note for \$9,800,000 (the Note) to finance the acquisition, construction and equipping of Benedictine Health System's St. Bridgid's facility and to refund any outstanding facility notes. The Note is a special, limited obligation of the County. Pursuant to a Loan Agreement between the County and Benedictine Health System, the Note is payable solely from pledged revenues of Benedictine Health. The County has not made any additional commitments for the repayment of the Note beyond the revenues pledged by Benedictine for repayment and maintenance of the tax-exempt status of the conduit debt obligation. At December 31, 2019, the Note has an aggregate outstanding principal amount of \$9,380,831, none of which was recognized as a liability by the County.

F. Debt Obligation Contingency

On June 23, 2015, the Southeast Minnesota Multi-County Housing and Redevelopment Authority (SEMMCHRA) issued \$2,765,000 in Housing Development Revenue Refunding Bonds – Series 2016B. The bonds were issued to refund SEMMCHRA's \$3,575,000 Housing Development Revenue Bonds – Series 2007B. The principal and interest on the bonds are payable from SEMMCHRA's operating revenues and tax increments resulting from increases in valuation of real property in Tax Increment Financing Districts 1-3. In the event these sources are deficient, SEMMCHRA has pledged to levy its special benefit tax. Should any of these SEMMCHRA sources fail to provide sufficient revenue for the payment of the principal and interest on the bonds, the full faith and credit of Goodhue County is irrevocably pledged for payment of the debt. As of December 31, 2019, the bonds have an outstanding principal amount of \$2,275,000, none of which was recognized as a liability by the County.

7. New Accounting Pronouncements

The following Accounting standards have been adopted in the current year:

- *GASB 84 – Fiduciary Activities*: This statement establishes specific criteria for identifying fiduciary activities of state and local governments and how those activities should be reported. Implementation of this standard resulted in reclassification of certain activities between government and fiduciary funds and also required a restatement of beginning net position and fund balances.
- *GASB 91 – Conduit Debt Obligations*: This standard updated reporting requirements for conduit debt obligations. Implementation affected note disclosures only and did not result in any changes to or restatement of balances in the basic financial statements.

**GOODHUE COUNTY
RED WING, MINNESOTA
NOTES TO THE FINANCIAL STATEMENTS
DECEMBER 31, 2019**

7. New Accounting Pronouncements (Continued)

The following standards have been issued, but have not yet been adopted:

- **GASB 87 – *Leases***: This statement updates accounting and reporting criteria for all leases. Under this statement, lessees are required to report lease liabilities and intangible assets and recognize amortization expense and interest expense for all applicable leases of all types. Lessors must report lease receivables and deferred inflows of resources and recognize lease revenues and interest income.
- **GASB 89 – *Accounting for Interest Costs Incurred before the End of a Construction Period***: This statement adjusts the criteria for reporting construction-period interest as a current period expense versus a capitalized expense.
- **GASB 92 – *Omnibus 2020***: This statement addresses various accounting and reporting issues that were identified during implementation of prior standards.
- **GASB 93 – *Replacement of Interbank Offered Rates***: This statement provides guidance on accounting and reporting for certain financial instruments due to the replacement of LIBOR.
- **GASB 94 – *Public-Private and Public-Public Partnerships and Availability Payment Arrangements***: This statement provides accounting and reporting guidance for various types of partnerships between a government and another agency.

GASB 95 – *Postponement of the Effective Dates of Certain Authoritative Guidance* – was issued on May 8, 2020 and became immediately effective for all reporting periods. This statement postponed implementation of several pending standards that were due for implementation starting in 2019:

Statement No.	Implementation Date Original	Implementation Date New (GASB 95)	Goodhue County Implementation Year
87 <i>Leases</i>	Periods beginning after 12/15/2019	Periods beginning after 12/15/2020	2022
89 <i>Interest Costs</i>	Periods beginning after 12/15/2019	Periods beginning after 12/15/2020	2021
92 <i>Omnibus</i>	Various January 2020 Periods beginning after 6/15/2020	Various January 2021 Periods beginning after 6/15/2021	2022
93 <i>LIBOR replacement</i>	Various Periods beginning after 6/15/2020 Periods ending after 12/31/2021	Various Periods beginning after 6/15/2021 Periods ending after 12/31/2022	2022 / 2023
94 <i>Partnerships</i>	Periods beginning after 6/15/2022	Periods beginning after 6/15/2023	2023

**GOODHUE COUNTY
RED WING, MINNESOTA
NOTES TO THE FINANCIAL STATEMENTS
DECEMBER 31, 2019**

8. Restatement for Change in Accounting Principle – GASB 84

During the year ended December 31, 2019, the County adopted the provisions of Governmental Accounting Standards Board (GASB) Statement 84, *Fiduciary Activities*. This pronouncement requires the restatement of the December 31, 2018 net position of the government activities as follows:

Net position, December 31, 2018, as previously reported	\$ 150,214,074	
Effect of GASB 84 implementation	472,594	
Net position, December 31, 2018, as restated	\$ 150,686,668	

This pronouncement also requires the restatement of the December 31, 2018 fund balance of the Health and Human Services fund as follows:

Fund balance, December 31, 2018, as previously reported	\$ 7,196,104	
Effect of GASB 84 implementation	472,594	
Fund balance, December 31, 2018, as restated	\$ 7,668,698	

9. Subsequent Events

On March 11, 2020, the World Health Organization declared the spread of Coronavirus (COVID-19) a global pandemic. This pandemic is having a significant effect on global markets, supply chains, businesses and communities. On March 13, 2020, the President of the United States declared a national peacetime emergency; the governor of Minnesota followed with a similar declaration on the same day. Goodhue County made its emergency declaration on March 18, 2020. As part of these declarations, stay-at-home orders were put in place and non-essential businesses were ordered to close. The County closed its buildings to public access starting as of March 18, the date of the County’s emergency declaration. The states of emergency and the government building closure has impacted how the County offers services and has necessitated a large refocus of staff’s time towards response to the pandemic. While the long-term impact of the COVID-19 situation cannot be reasonably estimated at this time, as events are still developing as of the date this report was issued, management is taking necessary and appropriate actions to mitigate the effect of this pandemic on County resources and citizens, including board approval on May 5th of reduced penalty amounts for late payment of first-half property taxes, upon acceptance of application for relief by the taxpayer by the Auditor/Treasurer.

This page has been left blank intentionally.

REQUIRED SUPPLEMENTARY INFORMATION

**GOODHUE COUNTY
RED WING, MINNESOTA
BUDGETARY COMPARISON SCHEDULE
GENERAL FUND
FOR THE YEAR ENDED DECEMBER 31, 2019**

	<u>Budgeted Amounts</u>		<u>Actual Amounts</u>	<u>Variance with Final Budget</u>
	<u>Original</u>	<u>Final</u>		
Revenues				
Taxes	\$ 21,972,804	\$ 21,972,804	\$ 22,019,088	\$ 46,284
Special assessments	-	-	3,500	3,500
Licenses and permits	449,168	449,168	500,556	51,388
Intergovernmental	4,288,725	4,288,725	4,349,251	60,526
Charges for services	2,486,544	2,486,544	2,416,497	(70,047)
Fines and forfeits	12,500	12,500	11,594	(906)
Gifts and contributions	13,000	13,000	37,816	24,816
Investment earnings	350,200	350,200	1,796,598	1,446,398
Miscellaneous	1,474,170	1,474,170	1,553,619	79,449
Total Revenues	\$ 31,047,111	\$ 31,047,111	\$ 32,688,519	\$ 1,641,408
Expenditures				
Current				
General government				
Commissioners	\$ 258,595	\$ 258,595	\$ 211,063	\$ 47,532
Courts	172,000	172,000	210,983	(38,983)
County administration	446,107	446,107	423,739	22,368
County auditor-treasurer	799,866	799,866	819,620	(19,754)
County assessor	1,085,931	1,085,931	978,178	107,753
Elections	13,428	13,428	38,928	(25,500)
Information technology	1,102,798	1,102,798	1,015,237	87,561
Human resources	590,099	590,099	668,707	(78,608)
Attorney	2,161,379	2,161,379	1,943,547	217,832
Law library	54,700	54,700	44,058	10,642
Recorder	702,518	702,518	600,441	102,077
Surveyor	431,264	431,264	433,038	(1,774)
GIS	331,089	331,089	314,049	17,040
Building permits	514,978	514,978	433,329	81,649
Planning and zoning	374,239	374,239	362,509	11,730
Environmental health	205,132	205,132	203,380	1,752
Buildings and plant	1,238,191	1,238,191	1,256,183	(17,992)
Veterans service officer	240,165	252,665	217,021	35,644
Other general government	1,024,289	1,024,289	3,077,599	(2,053,310)
Total general government	\$ 11,746,768	\$ 11,759,268	\$ 13,251,609	\$ (1,492,341)
Public safety				
Sheriff	\$ 6,037,766	\$ 6,037,766	\$ 5,985,251	\$ 52,515
Sheriff - seasonal	372,965	372,965	296,705	76,260
Emergency management	359,329	359,329	294,570	64,759
Coroner	138,965	138,965	139,769	(804)
E-911 system	1,148,661	1,148,661	1,159,358	(10,697)
Adult detention center	5,671,918	5,671,918	5,366,917	305,001
Court services	1,180,438	1,180,438	1,103,891	76,547
Total public safety	\$ 14,910,042	\$ 14,910,042	\$ 14,346,461	\$ 563,581

**GOODHUE COUNTY
RED WING, MINNESOTA
BUDGETARY COMPARISON SCHEDULE (CONTINUED)
GENERAL FUND
FOR THE YEAR ENDED DECEMBER 31, 2019**

	<u>Budgeted Amounts</u>		<u>Actual Amounts</u>	<u>Variance with Final Budget</u>
	<u>Original</u>	<u>Final</u>		
Expenditures (Continued)				
Current (Continued)				
Culture and recreation				
Historical society	\$ 117,000	\$ 117,000	\$ 117,000	\$ -
Regional library	502,999	502,999	502,999	-
Byllesby Dam	1,350	1,350	2,163	(813)
Other culture and recreation	177,234	177,234	846,401	(669,167)
Total culture and recreation	\$ 798,583	\$ 798,583	\$ 1,468,563	\$ (669,980)
Conservation of natural resources				
County extension	\$ 183,579	\$ 183,579	\$ 160,427	\$ 23,152
Soil and water conservation	579,000	579,000	518,007	60,993
Total conservation of natural resources	\$ 762,579	\$ 762,579	\$ 678,434	\$ 84,145
Economic development				
Regional Railroad Authority	\$ 4,375	\$ 4,375	\$ 4,446	\$ (71)
Capital outlay				
General government	\$ 816,005	\$ 861,560	\$ 485,123	\$ 376,437
Public safety	528,700	544,599	527,434	17,165
Highways and streets	1,463,230	1,463,230	1,333,392	129,838
Total capital outlay	\$ 2,807,935	\$ 2,869,389	\$ 2,345,949	\$ 523,440
Debt service				
Principal	\$ 17,568	\$ 17,568	\$ -	\$ 17,568
Total Expenditures	\$ 31,047,850	\$ 31,121,804	\$ 32,095,462	\$ (973,658)
Excess of Revenues Over (Under)				
Expenditures	\$ (739)	\$ (74,693)	\$ 593,057	\$ 667,750
Other Financing Sources (Uses)				
Transfers in	\$ 7,500	\$ 7,500	\$ 52,500	\$ 45,000
Transfers out	(33,324)	(33,324)	(63,574)	(30,250)
Bonds issued	570,000	570,000	-	(570,000)
Proceeds from sale of capital assets	-	-	57,239	57,239
Total Other Financing Sources (Uses)	\$ 544,176	\$ 544,176	\$ 46,165	\$ (498,011)
Net Change in Fund Balance	\$ 543,437	\$ 469,483	\$ 639,222	\$ 169,739
Fund Balance - January 1	21,662,100	21,662,100	21,662,100	-
Fund Balance - December 31	\$ 22,205,537	\$ 22,131,583	\$ 22,301,322	\$ 169,739

**GOODHUE COUNTY
RED WING, MINNESOTA
BUDGETARY COMPARISON SCHEDULE
ROAD AND BRIDGE SPECIAL REVENUE FUND
FOR THE YEAR ENDED DECEMBER 31, 2019**

	<u>Budgeted Amounts</u>		<u>Actual Amounts</u>	<u>Variance with Final Budget</u>
	<u>Original</u>	<u>Final</u>		
Revenues				
Taxes	\$ 6,658,556	\$ 6,658,556	\$ 8,047,294	\$ 1,388,738
Licenses and permits	13,200	13,200	12,902	(298)
Intergovernmental	8,335,671	8,335,671	6,846,023	(1,489,648)
Charges for services	2,700	2,700	121,093	118,393
Miscellaneous	26,425	26,425	91,680	65,255
Total Revenues	\$ 15,036,552	\$ 15,036,552	\$ 15,118,992	\$ 82,440
Expenditures				
Current				
Highways and streets				
Administration	\$ 513,773	\$ 513,773	\$ 487,838	\$ 25,935
Maintenance	3,716,494	3,801,494	3,626,340	175,154
Construction	7,438,650	7,538,650	5,407,872	2,130,778
Equipment maintenance and shop	627,134	627,134	775,720	(148,586)
Total highways and streets	\$ 12,296,051	\$ 12,481,051	\$ 10,297,770	\$ 2,183,281
Culture and recreation				
Parks	198,300	198,300	29,420	168,880
Intergovernmental				
Highways and streets	542,701	542,701	538,457	4,244
Total Expenditures	\$ 13,037,052	\$ 13,222,052	\$ 10,865,647	\$ 2,356,405
Excess of Revenues Over (Under) Expenditures	\$ 1,999,500	\$ 1,814,500	\$ 4,253,345	\$ 2,438,845
Other Financing Sources (Uses)				
Transfers in	\$ 500	\$ 500	\$ 884	\$ 384
Net Change in Fund Balance	\$ 2,000,000	\$ 1,815,000	\$ 4,254,229	\$ 2,439,229
Fund Balance - January 1	8,834,035	8,834,035	8,834,035	-
Increase (decrease) in inventories	-	-	(67,066)	(67,066)
Fund Balance - December 31	\$ 10,834,035	\$ 10,649,035	\$ 13,021,198	\$ 2,372,163

**GOODHUE COUNTY
RED WING, MINNESOTA
BUDGETARY COMPARISON SCHEDULE
HEALTH AND HUMAN SERVICES SPECIAL REVENUE FUND
FOR THE YEAR ENDED DECEMBER 31, 2019**

	<u>Budgeted Amounts</u>		<u>Actual Amounts</u>	<u>Variance with Final Budget</u>
	<u>Original</u>	<u>Final</u>		
Revenues				
Taxes	\$ 7,355,626	\$ 7,355,626	\$ 7,356,324	\$ 698
Intergovernmental	7,478,220	7,478,220	8,812,726	1,334,506
Charges for services	1,545,711	1,545,711	1,894,275	348,564
Gifts and contributions	-	-	4,376	4,376
Investment earnings	-	-	685	685
Miscellaneous	529,873	529,873	569,868	39,995
Total Revenues	\$ 16,909,430	\$ 16,909,430	\$ 18,638,254	\$ 1,728,824
Expenditures				
Current				
Human services				
Income maintenance	\$ 4,936,169	\$ 4,936,169	\$ 4,893,501	\$ 42,668
Social services	8,471,925	8,471,925	8,312,624	159,301
Total human services	\$ 13,408,094	\$ 13,408,094	\$ 13,206,125	\$ 201,969
Health				
Quality assurance - health services	\$ 1,837,840	\$ 1,837,840	\$ 2,124,771	\$ (286,931)
Healthy communities/behaviors	1,176,957	1,176,957	1,220,051	(43,094)
Disaster preparedness	44,433	44,433	48,669	(4,236)
Infectious disease	130,792	130,792	109,477	21,315
Health services - administration	336,438	336,438	369,167	(32,729)
Total health	\$ 3,526,460	\$ 3,526,460	\$ 3,872,135	\$ (345,675)
Total Expenditures	\$ 16,934,554	\$ 16,934,554	\$ 17,078,260	\$ (143,706)
Excess of Revenues Over (Under) Expenditures	\$ (25,124)	\$ (25,124)	\$ 1,559,994	\$ 1,585,118
Other Financing Sources (Uses)				
Transfers in	\$ 32,624	\$ 32,624	\$ 62,690	\$ 30,066
Transfers out	(7,500)	(7,500)	(52,500)	(45,000)
Total Other Financing Sources (Uses)	\$ 25,124	\$ 25,124	\$ 10,190	\$ (14,934)
Net Change in Fund Balance	\$ -	\$ -	\$ 1,570,184	\$ 1,570,184
Fund Balance - January 1, prior to restatement	7,196,104	7,196,104	7,196,104	-
Restatement - GASB 84	-	-	472,594	472,594
Fund Balance - January 1, restated	7,196,104	7,196,104	7,668,698	472,594
Fund Balance - December 31	\$ 7,196,104	\$ 7,196,104	\$ 9,238,882	\$ 2,042,778

**GOODHUE COUNTY
RED WING, MINNESOTA
BUDGETARY COMPARISON SCHEDULE
ECONOMIC DEVELOPMENT AUTHORITY SPECIAL REVENUE FUND
FOR THE YEAR ENDED DECEMBER 31, 2019**

	<u>Budgeted Amounts</u>		<u>Actual Amounts</u>	<u>Variance with Final Budget</u>
	<u>Original</u>	<u>Final</u>		
Revenues				
Taxes	\$ 25,971	\$ 25,971	\$ 25,655	\$ (316)
Intergovernmental	332	332	380	48
Miscellaneous	59,419	59,419	49,891	(9,528)
Total Revenues	\$ 85,722	\$ 85,722	\$ 75,926	\$ (9,796)
Expenditures				
Current				
Economic development				
Community development	26,922	26,922	58,551	(31,629)
Net Change in Fund Balance	\$ 58,800	\$ 58,800	\$ 17,375	\$ (41,425)
Fund Balance - January 1	789,136	789,136	789,136	-
Fund Balance - December 31	\$ 847,936	\$ 847,936	\$ 806,511	\$ (41,425)

**GOODHUE COUNTY
RED WING, MINNESOTA
SCHEDULE OF THE COUNTY'S PROPORTIONATE SHARE OF NET PENSION LIABILITY
PERA GENERAL EMPLOYEES RETIREMENT PLAN
DECEMBER 31, 2019**

Measurement Date	Employer's Portion of the Net Pension Liability	Employer's Proportionate Share of the Net Pension Liability	State's Proportionate Share of the Net Pension Liability Associated with Goodhue County	Employer's Proportionate Share of the Net Pension Liability and the State's Related Share of the Net Pension Liability	Covered Payroll	Employer's Proportionate Share of the Net Pension Liability as a Percentage of Covered Payroll	Plan Fiduciary Net Position as a Percentage of the Total Pension Liability
2019	0.238%	\$ 13,180,602	\$ 409,649	\$ 13,590,251	\$ 16,874,627	78.11%	80.23%
2018	0.237%	13,153,336	431,493	13,584,829	15,938,973	82.52%	79.53%
2017	0.240%	15,308,674	192,456	15,501,130	15,689,120	97.58%	75.90%
2016	0.253%	20,566,707	268,600	20,835,307	15,760,263	130.50%	68.91%
2015	0.242%	12,541,699	-	12,541,699	14,279,337	87.83%	78.19%

This schedule is intended to show information for ten years. Additional years will be displayed as they become available. The measurement date for each year is December 31.

**SCHEDULE OF CONTRIBUTIONS
PERA GENERAL EMPLOYEES RETIREMENT PLAN
DECEMBER 31, 2019**

Year Ending	Statutorily Required Contributions	Actual Contributions in Relation to Statutorily Required Contributions	Contribution (Deficiency) Excess	Covered Payroll	Actual Contributions as a Percentage of Covered Payroll
2019	\$ 1,265,597	\$ 1,265,597	\$ -	\$ 16,874,627	7.50%
2018	1,195,423	1,195,423	-	15,938,973	7.50%
2017	1,176,684	1,176,684	-	15,689,120	7.50%
2016	1,156,029	1,156,029	-	15,413,720	7.50%
2015	1,095,772	1,095,772	-	14,618,861	7.50%

This schedule is intended to show information for ten years. Additional years will be displayed as they become available. The measurement date for each year is December 31.

**GOODHUE COUNTY
RED WING, MINNESOTA
SCHEDULE OF THE COUNTY'S PROPORTIONATE SHARE OF NET PENSION LIABILITY
PERA PUBLIC EMPLOYEES POLICE AND FIRE PLAN
DECEMBER 31, 2019**

Measurement Date	Employer's Portion of the Net Pension Liability	Employer's Proportionate Share of the Net Pension Liability	Covered Payroll	Employer's Proportionate Share of the Net Pension Liability as a Percentage of Covered Payroll	Plan Fiduciary Net Position as a Percentage of the Total Pension Liability
2019	0.322%	\$ 3,422,692	\$ 3,316,507	103.20%	89.26%
2018	0.320%	3,413,002	3,374,426	101.14%	88.84%
2017	0.304%	4,104,362	3,236,790	126.80%	85.40%
2016	0.329%	13,203,342	3,171,299	416.34%	63.90%
2015	0.311%	3,533,689	2,853,718	123.83%	86.60%

This schedule is intended to show information for ten years. Additional years will be displayed as they become available. The County's year-end is December 31.

**SCHEDULE OF CONTRIBUTIONS
PERA PUBLIC EMPLOYEES POLICE AND FIRE PLAN
DECEMBER 31, 2019**

Year Ending	Statutorily Required Contributions	Actual Contributions in Relation to Statutorily Required Contributions	Contribution (Deficiency) Excess	Covered Payroll	Actual Contributions as a Percentage of Covered Payroll
2019	\$ 562,148	\$ 562,148	\$ -	\$ 3,316,507	16.95%
2018	546,657	546,657	-	3,374,426	16.20%
2017	524,360	524,360	-	3,236,790	16.20%
2016	494,991	494,991	-	3,055,500	16.20%
2015	482,624	482,624	-	2,979,606	16.20%

This schedule is intended to show information for ten years. Additional years will be displayed as they become available. The County's year-end is December 31.

**GOODHUE COUNTY
RED WING, MINNESOTA
SCHEDULE OF THE COUNTY'S PROPORTIONATE SHARE OF NET PENSION LIABILITY
PERA PUBLIC EMPLOYEES CORRECTIONAL PLAN
DECEMBER 31, 2019**

Measurement Date	Employer's Portion of the Net Pension Liability	Employer's Proportionate Share of the Net Pension Liability	Covered Payroll	Employer's Proportionate Share of the Net Pension Liability as a Percentage of Covered Payroll	Plan Fiduciary Net Position as a Percentage of the Total Pension Liability
2019	1.268%	\$ 175,611	\$ 2,705,543	6.49%	98.17%
2018	1.329%	218,647	2,715,051	8.05%	97.60%
2017	1.360%	3,876,014	2,723,177	142.33%	67.90%
2016	1.480%	5,406,647	2,786,403	194.04%	58.20%
2015	1.410%	217,987	2,542,717	8.57%	96.90%

This schedule is intended to show information for ten years. Additional years will be displayed as they become available. The County's year-end is December 31.

**SCHEDULE OF CONTRIBUTIONS
PERA PUBLIC EMPLOYEES CORRECTIONAL PLAN
DECEMBER 31, 2019**

Year Ending	Statutorily Required Contributions	Actual Contributions in Relation to Statutorily Required Contributions	Contribution (Deficiency) Excess	Covered Payroll	Actual Contributions as a Percentage of Covered Payroll
2019	\$ 236,735	\$ 236,735	\$ -	\$ 2,705,543	8.75%
2018	237,567	237,567	-	2,715,051	8.75%
2017	238,278	238,278	-	2,723,177	8.75%
2016	234,946	234,946	-	2,685,097	8.75%
2015	230,698	230,698	-	2,637,239	8.75%

This schedule is intended to show information for ten years. Additional years will be displayed as they become available. The County's year-end is December 31.

**GOODHUE COUNTY
RED WING, MINNESOTA
SCHEDULE OF CHANGES IN TOTAL OPEB LIABILITY, RELATED RATIOS AND NOTES
DECEMBER 31, 2019**

	<u>2019</u>	<u>2018</u>
Service cost	\$ 91,331	\$ 96,311
Interest cost	42,923	39,839
Assumption changes	(38,770)	-
Benefit payments	<u>(38,918)</u>	<u>(36,543)</u>
Net change in total OPEB liability	56,566	99,607
Total OPEB liability, beginning	<u>1,228,676</u>	<u>1,129,069</u>
Total OPEB liability, ending	<u><u>\$ 1,285,242</u></u>	<u><u>\$ 1,228,676</u></u>
Covered payroll	\$ 22,881,233	\$ 22,214,789
Total OPEB liability as a percentage of covered payroll	5.62%	5.53%
Benefit payments as a percentage of covered payroll	0.17%	0.16%

This schedule is intended to show information for 10 years. Additional years will be displayed as data becomes available.

Note: No assets are accumulated in a trust.

**GOODHUE COUNTY
RED WING, MINNESOTA
NOTES TO THE REQUIRED SUPPLEMENTARY INFORMATION
DECEMBER 31, 2019**

1. Defined Benefit Pension Plans – Changes in Significant Plan Provisions, Actuarial Methods, and Assumptions

The following changes were reflected in the valuation performed on behalf of the Public Employees Retirement Association for the year ended June 30:

A. General Employees Retirement Plan

2019

Changes in Actuarial Assumptions

- The mortality projection scale was changed from MP-2017 to MP-2018.

Changes in Plan Provisions

- The employer supplemental contribution was changed prospectively, decreasing from \$31.0 million to \$21.0 million per year. The State's special funding contribution was changed prospectively, requiring \$16.0 million due per year through 2031.

2018

Changes in Actuarial Assumptions

- The mortality projection scale was changed from MP-2015 to MP-2017.
- The assumed post-retirement benefit increase was changed from 1.0% per year through 2044 and 2.50% per year thereafter to 1.25% per year.

Changes in Plan Provisions

- The augmentation adjustment in early retirement factors is eliminated over a five-year period starting July 1, 2019, resulting in equivalence after June 30, 2024.
- Interest credited on member contributions decreased from 4.00% to 3.00% beginning July 1, 2018.
- Deferred augmentation was changed to 0.00%, effective January 1, 2019. Augmentation that has already accrued for deferred members will still apply.
- Contribution stabilizer provisions were repealed.
- Postretirement benefit increases were changed from 1.00% per year with a provision to increase to 2.50% upon attainment of 90.00% funding ratio to 50.00% of the Social Security Cost of Living Adjustment, not less than 1.00% and not more than 1.50%, beginning January 1, 2019.
- For retirements on or after January 1, 2024, the first benefit increase is delayed until the retiree reaches normal retirement age; this does not apply to Rule of 90 retirees, disability benefit recipients, or survivors.
- Actuarial equivalent factors were updated to reflect revised mortality and interest assumptions.

**GOODHUE COUNTY
RED WING, MINNESOTA
NOTES TO THE REQUIRED SUPPLEMENTARY INFORMATION
DECEMBER 31, 2019**

1. Defined Benefit Pension Plans – Changes in Significant Plan Provisions, Actuarial Methods, and Assumptions (Continued)

A. General Employees Retirement Plan (Continued)

2017

Changes in Actuarial Assumptions

- The Combined Service Annuity (CSA) loads were changed from 0.8% for active members and 60% for vested and non-vested deferred members. The revised CSA loads are no 0.0% for active member liability, 15.0% for vested deferred member liability and 3.0% for non-vested deferred member liability.
- The assumed post-retirement benefit increase rate was changed from 1.0% per year for all years to 1.90% per year through 2044 and 2.5% per year thereafter.

Changes in Plan Provisions

- There were no changes since the prior valuation.

2016

Changes in Actuarial Assumptions

- The assumed post-retirement benefit increase rate was changed from 1.0% per year through 2035 and 2.5% per year thereafter to 1.0% per year for all future years.
- The assumed investment return was changed from 7.9% to 7.5%. The single discount rate was changed from 7.9% to 7.5%
- Other assumptions were changed pursuant to the experience study dated June 30, 2015. The assumed future salary increases, payroll growth, and inflation were decreased by 0.25% to 3.25% for payroll growth and 2.50% for inflation.

Changes in Plan Provisions

- There were no changes since the prior valuation.

2015

Changes in Actuarial Assumptions

- The assumed postretirement benefit increase rate was changed from 1.00% per year through 2030 and 2.50% per year thereafter to 1.00% per year through 2035 and 2.50% per year thereafter.

Changes in Plan Provisions

- There were no changes since the prior valuation.

**GOODHUE COUNTY
RED WING, MINNESOTA
NOTES TO THE REQUIRED SUPPLEMENTARY INFORMATION
DECEMBER 31, 2019**

1. Defined Benefit Pension Plans – Changes in Significant Plan Provisions, Actuarial Methods, and Assumptions (Continued)

B. Police and Fire Plan

2019

Changes in Actuarial Assumptions

- The mortality projection scale was changed from MP-2017 to MP-2017.

Changes in Plan Provisions

- There were no changes since the prior valuation.

2018

Changes in Actuarial Assumptions

- The mortality projection scale was changed from MP-2016 to MP-2017.

Changes in Plan Provisions

- Postretirement increases were changed to 1.0% for all years, with no trigger.
 - An end date of July 1, 2048 was added to the existing \$9.0 million state contribution. Additionally, new annual state aid will equal \$4.5 million in fiscal years 2019 and 2020, and \$9.0 million each year thereafter, until the plan reaches 100% funding, or July 1, 2048, whichever is earlier.
 - Member contributions were changed from 10.80% to 11.30% of pay, effective January 1, 2019 and to 11.80% of pay, effective January 1, 2020.
 - Employer contributions were changed from 16.20% to 16.95% of pay, effective January 1, 2019 and to 17.70% of pay, effective January 1, 2020.
 - Interest credited on member contributions decreased from 4.00% to 3.00%, beginning July 1, 2018.
 - Deferred augmentation was changed to 0.00%, effective January 1, 2019. Augmentation that was already accrued for deferred members will still apply.
- Actuarial equivalent factors were updated to reflect revised mortality and interest assumptions

**GOODHUE COUNTY
RED WING, MINNESOTA
NOTES TO THE REQUIRED SUPPLEMENTARY INFORMATION
FOR THE YEAR DECEMBER 31, 2019**

1. Defined Benefit Pension Plans – Changes in Significant Plan Provisions, Actuarial Methods, and Assumptions (Continued)

B. Police and Fire Plan (Continued)

2017

Changes in Actuarial Assumptions

- Assumed salary increases were changed as recommended in the June 30, 2016 experience study. The net effect is proposed rates that average 0.34% lower than in the previous rates.
- Assumed rates of retirement were changed, resulting in fewer retirements.
- The Combined Service Annuity (CSA) load was 30% for vested and non-vested deferred members. The CSA has been changed to 33% for vested members and 2% for non-vested members.
- The base mortality table for healthy annuitants was changed from the RP-2000 fully generational table to the RP-2014 fully generational table (with a base year of 2006), with male rates adjusted by a factor of 0.96. The mortality improvement scale was changed from Scale AA to Scale MP-2016. The base mortality table for disable annuitants was changed from the RP-2000 disabled mortality table to the mortality tables assumed for healthy retirees.
- Assumed termination rates were decreased to 3.0% for the first three years of service. Rates beyond the select period of three years were adjusted, resulting in more expected terminations overall.
- Assumed percentage of married female members was decreased from 65% to 60%.
- Assumed age difference of married female members was changed from separate assumptions for male members (wives assumed to be three years younger) and female members (husbands assumed to be four years older) to the assumption that males are two years older than females.
- The assumed percentage of female members electing Joint and Survivor annuities was increased.
- The assumed post-retirement benefit increase rate was changed from 1.00% for all years to 1.00% per year through 2064 and 2.50% thereafter.
- The single discount rate was changed from 5.6% per annum to 7.5% per annum.

Changes in Plan Provisions

- There were no changes since the prior valuation.

**GOODHUE COUNTY
RED WING, MINNESOTA
NOTES TO THE REQUIRED SUPPLEMENTARY INFORMATION
FOR THE YEAR DECEMBER 31, 2019**

1. Defined Benefit Pension Plans – Changes in Significant Plan Provisions, Actuarial Methods, and Assumptions (Continued)

B. Police and Fire Plan (Continued)

2016

Changes in Actuarial Assumptions

- The assumed post-retirement benefit increase rate was changed from 1.0% per year through 2037 and 2.5% thereafter to 1.0% per year for all future years.
- The assumed investment return was changed from 7.9% to 7.5%. The single discount rate changed from 7.9% to 5.6%.
- The assumed future salary increases, payroll growth, and inflation were decreased by 0.25% to 3.25% for payroll growth and 2.50% for inflation.

Changes in Plan Provisions

- There were no changes since the prior valuation.

2015

Changes in Actuarial Assumptions

- The assumed postretirement benefit increase rate was changed from 1.00% per year through 2030 and 2.50% per year thereafter to 1.00% per year through 2037 and 2.50% per year thereafter.

Changes in Plan Provisions

- The postretirement benefit increase to be paid after the attainment of the 90.00% funding threshold was changed from inflation up to 2.50% to a fixed rate of 2.50%.

C. Correctional Fund

2019

Changes in Actuarial Assumptions

- The mortality projection scale was change from MP-2017 to MP-2018.

Changes in Plan Provision

- There were no changes since the prior valuation.

2018

Changes in Actuarial Assumptions

- The single discount rate was changed from 5.96% per annum to 7.50% per annum.
- The mortality projection scale was change from MP-2016 to MP-2017.
- The assumed post-retirement benefit increase was changed from 2.50% per year to 2.00% per year.

**GOODHUE COUNTY
RED WING, MINNESOTA
NOTES TO THE REQUIRED SUPPLEMENTARY INFORMATION
FOR THE YEAR DECEMBER 31, 2019**

1. Defined Benefit Pension Plans – Changes in Significant Plan Provisions, Actuarial Methods, and Assumptions (Continued)

C. Correctional Fund (Continued)

Changes in Plan Provisions

- The augmentation adjustment in early retirement factors is eliminated over a five-year period starting July 1, 2019, resulting in actuarial equivalence after June 30, 2024.
- Interest credited on member contributions decreased from 4.00% to 3.00% on July 1, 2018.
- Deferred augmentation was changed to 0.00%, effective January 1, 2019. Augmentation that has already accrued for deferred members will still apply.
- Postretirement benefit increases were changed from 2.50% per year with a provision to reduce to 1.00% if the funding status declines to a certain level, to 100% of the Social Security Cost of Living Adjustment, not less than 1.00% and not more than 2.50%, beginning January 1, 2019. If the funding status declines to 85.00% for two consecutive years or 80.00% for one year, the maximum increase will be lowered to 1.50%.
- Actuarial equivalent factors were updated to reflect revised mortality and interest assumptions.

2017

Changes in Actuarial Assumptions

- The base mortality table for healthy annuitants was changed from the RP-2000 fully generational table to the RP-2014 fully generational table (with a base year of 2006), with male rates adjusted by a factor of 0.96. The mortality improvement scale was changed from Scale AA to Scale MP-2016 and is applied to healthy and disabled members. The base mortality table for disabled annuitants was changed from the RP-2000 disabled mortality table to the RP-2014 disabled annuitant mortality table (with future mortality improvement according to MP-2016).
- The Combined Service Annuity (CSA) load was 30% for vested and non-vested, deferred members. The CSA has been changed to 35% for vested members and 1% for non-vested members.
- The single discount rate was changed from 5.31% per annum to 5.96% per annum.

Changes in Plan Provisions

- There were no changes since the prior valuation.

2016

Changes in Actuarial Assumptions

- The assumed investment return was changed from 7.9% to 7.5%. The single discount rate was changed from 7.9% to 5.31%.
- The assumed future salary increases, payroll growth, and inflation were decreased by 0.25% to 3.25% for payroll growth and 2.50% for inflation.

**GOODHUE COUNTY
RED WING, MINNESOTA
NOTES TO THE REQUIRED SUPPLEMENTARY INFORMATION
FOR THE YEAR DECEMBER 31, 2019**

1. Defined Benefit Pension Plans – Changes in Significant Plan Provisions, Actuarial Methods, and Assumptions (Continued)

C. Correctional Fund (Continued)

2016 (Continued)

Changes in Plan Provisions

- There were no changes since the prior valuation.

2015

Changes in Actuarial Assumptions

- There were no changes since the prior valuation.

Changes in Plan Provisions

- There were no changes since the prior valuation.

2. Other Post-Employment Benefit (OPEB) Plan – Changes in Significant Plan Provisions, Actuarial Methods, and Assumptions

Goodhue County implemented GASB Statement No. 75 in 2018. Since the most recent GASB 45 valuation, the following assumption changes have been made:

2019

- The discount rate was changed to 3.80% as of January 1, 2019. As the plan does not accumulate assets in an applicable trust, this is the 20-year AA-rated municipal bond rate.

2018

- The discount rate was changed to 3.30%. As the plan does not accumulate assets in an applicable trust, this is the 20-year AA-rated municipal bond rate.
- The actuarial cost method is Entry age, level percentage of pay.
- The healthcare trend rate is 6.50%, decreasing to 5.00% over six years
- The salary growth assumption is 3.00% per year
- The inflation rate for calculating post-retirement increases is 2.50%.
- Mortality assumptions are based on the RP-2014 White Collar Mortality tables with MP-2017 Generational Improvement Scale (with Blue Collar adjustment for Police and Fire personnel)

**GOODHUE COUNTY
RED WING, MINNESOTA
NOTES TO THE REQUIRED SUPPLEMENTARY INFORMATION
FOR THE YEAR DECEMBER 31, 2019**

3. Budgetary Information

Annual budgets are adopted on a basis consistent with accounting principles generally accepted in the United States of America for the General Fund and major special revenue funds. All annual appropriations lapse at fiscal year-end.

On or before mid-July of each year, all departments and agencies submit requests for appropriations to the County Administrator so that a budget can be prepared. On or before September 30, the proposed budget is presented to the Board for review. The Board holds public hearings, and a final budget must be prepared and adopted no later than December 28.

The final budget is prepared by fund and department. During the calendar year, revisions that alter the budgeted revenues or expenditures of any fund must be approved by the Board. The legal level of budgetary control (the level at which expenditures may not legally exceed appropriations) is the fund level.

4. Excess of Expenditures Over Budget

The following is a summary of the individual funds that had expenditures in excess of final budget for the year ended December 31, 2019.

	<u>Budget</u>	<u>Expenditures</u>	<u>Excess</u>
General Fund	\$ 31,121,804	\$ 32,095,462	\$ (973,658)
Special Revenue Funds			
Health and Human Services	16,934,554	17,078,260	(143,706)
Economic Development Authority	26,922	58,551	(31,629)

The excess expenditures were funded with greater than anticipated revenues and existing fund balances.

SUPPLEMENTARY INFORMATION

This page has been left blank intentionally.

MAJOR FUND

This page has been left blank intentionally.

**GOODHUE COUNTY
RED WING, MINNESOTA
BUDGETARY COMPARISON SCHEDULE
DEBT SERVICE FUND
FOR THE YEAR ENDED DECEMBER 31, 2019**

	<u>Budgeted Amounts</u>		<u>Actual Amounts</u>	<u>Variance with Final Budget</u>
	<u>Original</u>	<u>Final</u>		
Revenues				
Taxes	\$ 1,950,539	\$ 1,950,539	\$ 1,951,640	\$ 1,101
Special assessments	-	-	12,772	12,772
Intergovernmental	64,755	64,755	67,129	2,374
Total Revenues	\$ 2,015,294	\$ 2,015,294	\$ 2,031,541	\$ 16,247
Expenditures				
Debt service				
Principal	\$ 1,424,615	\$ 1,424,615	\$ 1,325,000	\$ 99,615
Interest	488,094	488,094	488,095	(1)
Administrative - fiscal charges	-	-	26,722	(26,722)
Total Expenditures	\$ 1,912,709	\$ 1,912,709	\$ 1,839,817	\$ 72,892
Net Change in Fund Balance	\$ 102,585	\$ 102,585	\$ 191,724	\$ 89,139
Fund Balance - January 1	2,898,608	2,898,608	2,898,608	-
Fund Balance - December 31	\$ 3,001,193	\$ 3,001,193	\$ 3,090,332	\$ 89,139

This page has been left blank intentionally.

**GOODHUE COUNTY
RED WING, MINNESOTA
NONMAJOR GOVERNMENTAL FUND
SPECIAL REVENUE FUND**

Waste Management – to account for the financial activities of the waste management facility, the recycling center, and the household hazardous waste facility.

This page has been left blank intentionally.

**GOODHUE COUNTY
RED WING, MINNESOTA
BUDGETARY COMPARISON SCHEDULE
WASTE MANAGEMENT SPECIAL REVENUE FUND
FOR THE YEAR ENDED DECEMBER 31, 2019**

	<u>Budgeted Amounts</u>		<u>Actual Amounts</u>	<u>Variance with Final Budget</u>
	<u>Original</u>	<u>Final</u>		
Revenues				
Taxes	\$ 392,988	\$ 392,988	\$ 393,010	\$ 22
Licenses and permits	5,000	5,000	5,201	201
Intergovernmental	142,389	142,389	142,736	347
Charges for services	49,700	49,700	74,155	24,455
Interest on investments	330	330	330	-
Miscellaneous	140,000	140,000	91,560	(48,440)
Total Revenues	\$ 730,407	\$ 730,407	\$ 706,992	\$ (23,415)
Expenditures				
Current				
Sanitation				
Solid waste	\$ 60,673	\$ 60,673	\$ 70,841	\$ (10,168)
Recycling	390,797	390,797	400,345	(9,548)
Hazardous waste	85,982	85,982	95,927	(9,945)
Landfill	193,155	193,155	208,505	(15,350)
Total Expenditures	\$ 730,607	\$ 730,607	\$ 775,618	\$ (45,011)
Excess of Revenues Over (Under) Expenditures	\$ (200)	\$ (200)	\$ (68,626)	\$ (68,426)
Other Financing Sources (Uses)				
Transfers in	200	200	-	(200)
Net Change in Fund Balance	\$ -	\$ -	\$ (68,626)	\$ (68,626)
Fund Balance - January 1	842,592	842,592	842,592	-
Fund Balance - December 31	\$ 842,592	\$ 842,592	\$ 773,966	\$ (68,626)

This page has been left blank intentionally.

**GOODHUE COUNTY
RED WING, MINNESOTA
FIDUCIARY FUNDS - CUSTODIAL**

Taxes and Penalties Fund – to account for the collection and distribution of current and delinquent property taxes as well as refunds on abatements, court orders and overpayments of real estate and personal property taxes, that are collected on behalf of, and paid to, other governments.

State Licenses, Fees and Other Taxes – to account for collections and disbursements of other governments' portions of fees and surcharges collected by the County for certain permit and document services provided, as well as collection and disbursement of certain miscellaneous taxes that are due to other governments.

Medical Assistance Recoveries Fund – to account for state and federal portions of medical assistance amounts that are reimbursable due to overpayment to recipient or death of recipient.

Civil Process Fund – to account for funds held by the Sheriff's Office during an active court proceeding and disbursed to other parties upon final case dissolution.

Inmate Canteen and Services Fund – to account for funds deposited by or on behalf of Adult Detention Center inmates and use of those funds for vending or other discretionary services during their stay, payment of required fees, or remittance of funds to the inmate or another party upon the inmate's release.

**GOODHUE COUNTY
RED WING, MINNESOTA
COMBINING STATEMENT OF FIDUCIARY NET POSITION
CUSTODIAL FUNDS
FOR THE YEAR ENDED DECEMBER 31, 2019**

	Custodial Funds					Total Custodial Funds
	Taxes and Penalties	State Licenses, Fees and Other Taxes	Medical Assistance Recoveries	Civil Process	Inmate Canteen and Services	
Assets						
Cash and pooled investments	\$ 1,055,918	\$ 174,601	\$ 30,662	\$ 100	\$ 4,889	\$ 1,266,170
Accounts receivable	894,758	13,776	-	-	-	908,534
Due from other governments		327	-	-	-	327
Total Assets	\$ 1,950,676	\$ 188,704	\$ 30,662	\$ 100	\$ 4,889	\$ 2,175,031
Liabilities						
Due to other governments	\$ 1,055,918	\$ 188,704	\$ 30,662	\$ -	\$ -	\$ 1,275,284
Total Liabilities	\$ 1,055,918	\$ 188,704	\$ 30,662	\$ -	\$ -	\$ 1,275,284
Net Position						
Restricted for individuals, organizations and other governments	\$ 894,758	\$ -	\$ -	\$ 100	\$ 4,889	\$ 899,747
Total Net Position	\$ 894,758	\$ -	\$ -	\$ 100	\$ 4,889	\$ 899,747

**GOODHUE COUNTY
RED WING, MINNESOTA
COMBINING STATEMENT OF CHANGES IN FIDUCIARY NET POSITION
CUSTODIAL FUNDS
FOR THE YEAR ENDED DECEMBER 31, 2019**

	Custodial Funds					Total Custodial Funds
	Taxes and Penalties	State Licenses, Fees and Other Taxes	Medical Assistance Recoveries	Civil Process	Inmate Canteen and Services	
Additions						
Contributions-Individual	\$ -	\$ -	\$ 26,842	\$ 1,481	\$ 121,338	\$ 149,661
Property tax collections for other governments	73,035,950	-	-	-	-	73,035,950
Contributions from governments	-	1,795,342	-	-	-	1,795,342
License fees collected for state government	-	167,965	-	-	-	167,965
Civil process collections	-	-	-	361,805	-	361,805
Other contributions	-	-	37,389	3,331	-	40,720
Total Additions	\$ 73,035,950	\$ 1,963,307	\$ 64,231	\$ 366,617	\$ 121,338	\$ 75,551,443
Deductions						
Payments to individuals	\$ -	\$ -	\$ 3,674	\$ 7,523	\$ 84,614	\$ 95,811
Payments of property tax to other governments	73,064,377	-	-	-	-	73,064,377
Other payments to other governments	-	1,963,307	54,328	-	33,395	2,051,030
Payments to other entities	-	-	6,229	359,094	20,615	385,938
Total Deductions	\$ 73,064,377	\$ 1,963,307	\$ 64,231	\$ 366,617	\$ 138,624	\$ 75,597,156
Net Increase (Decrease) in Fiduciary Net Position	\$ (28,427)	\$ -	\$ -	\$ -	\$ (17,286)	\$ (45,713)
Net Position - Beginning, prior to restatement	-	-	-	-	-	-
Restatement - GASB 84	923,185	-	-	100	22,175	945,460
Net position - beginning, restated	923,185	-	-	100	22,175	945,460
Net position - ending	\$ 894,758	\$ -	\$ -	\$ 100	\$ 4,889	\$ 899,747

This page has been left blank intentionally.

OTHER SCHEDULES

**GOODHUE COUNTY
RED WING, MINNESOTA
SCHEDULE OF INTERGOVERNMENTAL REVENUE
GOVERNMENTAL FUNDS
FOR THE YEAR ENDED DECEMBER 31, 2019**

	Governmental Funds
Shared Revenue and Appropriations	
State	
Highway users tax	\$ 6,722,224
PERA rate reimbursement	142,624
Disparity reduction aid	29,143
Police aid	372,488
County program aid	1,578,825
Market value credit	455,239
Aquatic invasive species aid	63,769
Out of home placements	14,659
Indian casino aid	106,846
Riparian protection aid	110,968
Enhanced 911	127,808
SCORE	136,066
Total Shared Revenue and Appropriations	\$ 9,860,659
Reimbursement for Services	
State	
Minnesota Department of Human Services	\$ 2,386,338
Payments	
Local	
Election reimbursements	\$ 100,336
Township bridge reimbursement	58,136
Payments in lieu of taxes	275,705
Total Payments	\$ 434,177
Grants	
State	
Minnesota Department/Board of	
Corrections	\$ 317,016
Health	330,134
Human Services	1,678,953
Natural Resources	179,576
Public Safety	227,692
Veterans Affairs	12,500
Water and Soil Resources	51,052
Peace Officer Standards and Training Board	43,744
Total State	\$ 2,840,667

**GOODHUE COUNTY
RED WING, MINNESOTA
SCHEDULE OF INTERGOVERNMENTAL REVENUE (CONTINUED)
GOVERNMENTAL FUNDS
FOR THE YEAR ENDED DECEMBER 31, 2019**

	<u>Governmental Funds</u>
Grants (Continued)	
Federal	
Department of	
Agriculture	\$ 638,583
Interior	10,177
Justice	49,788
Transportation	39,179
Health and Human Services	3,839,783
Homeland Security	81,566
	<hr/>
Total Federal	\$ 4,659,076
	<hr/>
Total State and Federal Grants	\$ 7,514,402
	<hr/>
Qualified Energy Conservation Bonds Interest Subsidy	\$ 37,328
	<hr/>
Total Intergovernmental Revenue	\$ 20,218,245
	<hr/> <hr/>

This page was left blank intentionally.

**GOODHUE COUNTY
RED WING, MINNESOTA
SCHEDULE OF EXPENDITURES OF FEDERAL AWARDS
FOR THE YEAR ENDED DECEMBER 31, 2019**

Federal Grantor Pass-Through Agency Program or Cluster Title	Federal CFDA Number	Pass-Through Grant Numbers	Expenditures	Passed Through to Subrecipients
U.S. Department of Agriculture				
Passed Through Minnesota Department of Health WIC Special Supplemental Nutrition Program for Women, Infants, and Children	10.557	16162MN004W1003	\$ 204,095 \$	-
Passed Through Minnesota Department of Human Services State Administrative Matching Grants for the Supplemental Nutrition Assistance Program (Total expenditures for SNAP cluster \$434,488)	10.561	192MN101S2514	434,488	-
Total U.S. Department of Agriculture			\$ 638,583 \$	-
U.S. Department of the Interior				
Direct Payments in Lieu of Taxes	15.226	N/A, Direct	\$ 10,177 \$	-
U.S. Department of Justice				
Direct Drug Court Discretionary Grant Program	16.585	N/A, Direct	\$ 44,751 \$	-
State Criminal Alien Assistance Program	16.606	N/A, Direct	3,875	-
Bulletproof Vest Partnership Program	16.607	N/A, Direct	1,162	-
Total U.S. Department of Justice			\$ 49,788 \$	-
U.S. Department of Transportation				
Passed Through Minnesota Department of Public Safety Highway Safety Cluster State and Community Highway Safety	20.600	A-ENFRC18-2019- GOODHUSD-059	29,564 \$	-
National Priority Safety Programs (Total expenditures for Highway Safety Cluster \$34,529)	20.616	A-ENFRC18-2019- GOODHUSD-059	4,965	-
Minimum Penalties for Repeat Offenders for Driving While Intoxicated	20.608	A-ENFRC18-2019- GOODHUSD-059	5,152	-
Total U.S. Department of Transportation			\$ 39,681 \$	-
U.S. Department of Education				
Passed Through Minnesota Department of Health Special Education - Grants for Infants and Families	84.181	H181A110029	\$ 648 \$	-

**GOODHUE COUNTY
RED WING, MINNESOTA
SCHEDULE OF EXPENDITURES OF FEDERAL AWARDS (CONTINUED)
FOR THE YEAR ENDED DECEMBER 31, 2019**

Federal Grantor Pass-Through Agency Program or Cluster Title	Federal CFDA Number	Pass-Through Grant Numbers	Expenditures	Passed Through to Subrecipients
U.S. Department of Health and Human Services				
Passed Through Minnesota Department of Health				
Public Health Emergency Preparedness	93.069	6 NU90TP921911-01-04	\$ 51,569	\$ -
Early Hearing Detection and Intervention	93.251	H61MC00035	1,500	-
Temporary Assistance for Needy Families (Total Temporary Assistance for Needy Families and TANF Cluster 93.558 \$346,960)	93.558	1901MNTANF	47,852	-
Maternal and Child Health Services Block Grant to the States	93.994	B04MC29349	41,685	-
Passed Through Minnesota Department of Human Services				
Comprehensive Community Mental Health Services for Children with Serious Emotional Disturbances (SED)	93.104	SM080155	41,414	-
Promoting Safe and Stable Families	93.556	G-1801MNFPS	6,480	-
Temporary Assistance for Needy Families (Total Temporary Assistance for Needy Families 93.558 \$346,960)	93.558	1901MNTANF	299,108	-
Child Support Enforcement	93.563	1901MNCEST	20,904	-
Child Support Enforcement (Total Child Support Enforcement 93.563 \$1,009,508)	93.563	1901MNCSES	988,604	-
Refugee and Entrant Assistance - State/Replacement Designee	93.566	1901MNRCA	538	-
Community-Based Child Abuse Prevention Grants	93.590	G-1801MNBCAP	16,881	-
Child Care Mandatory and Matching Funds of the Child Care and Development Fund (Total Child Care Mandatory and Matching Funds of the Child Care and Development Fund \$20,067)	93.596	G1901MNCDF	20,067	-
Stephanie Tubbs Jones Child Welfare Services Program	93.645	G-1801MNCWSS	5,730	-
Foster Care - Title IV-E	93.658	G-1901MNFOST	527,973	-
Social Services Block Grant	93.667	G-1901MNSOSR	199,770	-
John H. Chafee Foster Care Program for Successful Transition to Adulthood	93.674	G-1901MNCILP	7,803	-
Children's Health Insurance Program	93.767	1905MN5021	384	-
Medical Assistance Program (Total expenditures for Medicaid cluster \$1,638,482)	93.778	1905MN5ADM	1,638,482	-
Total U.S. Department of Health and Human Services			\$ 3,916,744	\$ -
U.S. Department of Homeland Security				
Direct				
Port Security Grant Program	97.056	N/A, Direct	\$ 69,036	\$ -
Passed Through Minnesota Department of Natural Resources				
Boating Safety Financial Assistance	97.012	3315FAS150127	5,875	-
Total U.S. Department of Homeland Security			\$ 74,911	\$ -
Total Federal Awards			\$ 4,730,532	\$ -

**GOODHUE COUNTY
RED WING, MINNESOTA
NOTES TO THE SCHEDULE OF EXPENDITURES OF FEDERAL AWARDS
FOR THE YEAR ENDED DECEMBER 31, 2019**

1. Reporting Entity

The Schedule of Expenditures of Federal Awards presents the activities of federal award programs expended by Goodhue County. The County's reporting entity is defined in Note 1 to the financial statements.

2. Basis of Presentation

The accompanying Schedule of Expenditures of Federal Awards includes the federal grant activity of Goodhue County under programs of the federal government for the year ended December 31, 2019. The information in this schedule is presented in accordance with the requirements of Title 2 U.S. *Code of Federal Regulations* Part 200, *Uniform Administrative Requirements, Cost Principles, and Audit Requirements for Federal Awards* (Uniform Guidance). Because the schedule presents only a selected portion of the operations of Goodhue County, it is not intended to and does not present the financial position or changes in net position of Goodhue County.

3. Summary of Significant Accounting Policies

Expenditures reported on the schedule are reported on the modified accrual basis of accounting. Such expenditures are recognized following the Uniform Guidance, wherein certain types of expenditures are not allowable or are limited as to reimbursement. Goodhue County has elected not to use the 10% de minimis indirect cost rate allowed under the Uniform Guidance.

**GOODHUE COUNTY
RED WING, MINNESOTA
NOTES TO THE SCHEDULE OF EXPENDITURES OF FEDERAL AWARDS (CONTINUED)
FOR THE YEAR ENDED DECEMBER 31, 2019**

4. Reconciliation to Schedule of Intergovernmental Revenue

Federal grant revenue per Schedule of Intergovernmental Revenue	\$	4,659,076
Grants deferred in 2018 and recognized in 2019		
State and Community Highway Safety (CFDA #20.600)		(377)
Minimum Penalties for Repeat Offenders for Driving While Intoxicated (CFDA #20.608)		(2,477)
Promoting Safe and Stable Families (CFDA #93.556)		(2,685)
Temporary Assistance for Needy Families (CFDA #93.558)		(44,878)
Community-Based Child Abuse Prevention Grants (CFDA #93.590)		(6,670)
Stephanie Tubbs Jones Child Welfare Services Program (CFDA #93.645)		(2,550)
John H. Chafee Foster Care Program for Successful Transition to Adulthood (CFDA #93.674)		(2,947)
Emergency Management Performance Grants (CFDA #97.042)		(6,655)
Grants deferred in 2019		
State and Community Highway Safety (CFDA #20.600)		777
Minimum Penalties for Repeat Offenders for Driving While Intoxicated (CFDA #20.608)		2,146
National Priority Safety Programs (CFDA #20.616)		433
Early Hearing Detection and Intervention (CFDA #93.251)		600
Promoting Safe and Stable Families (CFDA #93.556)		281
Temporary Assistance for Needy Families (CFDA #93.558)		45,662
Child Care Mandatory and Matching Funds of the Child Care and Development Fund (CFDA #93.596)		1,660
Stephanie Tubbs Jones Child Welfare Services Program (CFDA #93.645)		844
Foster Care - Title IV-E (CFDA #93.658)		77,570
John H. Chafee Foster Care Program for Successful Transition to Adulthood (CFDA #93.674)		3,025
Maternal and Child Health Services Block Grant to the States (CFDA #93.994)		7,697
		<hr/>
Expenditures per Schedule of Expenditures of Federal Awards	\$	<u>4,730,532</u>

OTHER INFORMATION SECTION

**GOODHUE COUNTY
RED WING, MINNESOTA
TAX CAPACITY, TAX RATES, LEVIES, AND PERCENTAGE OF COLLECTIONS**

	2018		2019		2020	
	Amount	Net Tax Capacity Rate (%)	Amount	Net Tax Capacity Rate (%)	Amount	Net Tax Capacity Rate (%)
Tax Capacity						
Real property	\$ 74,806,046		\$ 76,785,087		\$ 78,648,084	
Personal property	2,284,411		2,280,936		2,233,052	
Tax increment	(286,312)		(298,635)		(325,656)	
Powerline	(99,201)		(95,797)		(91,957)	
Net Tax Capacity	\$ 76,704,944		\$ 78,671,591		\$ 80,463,523	
Taxes Levied for County Purposes						
General	\$ 19,454,339	26.222	\$ 21,968,874	28.714	\$ 21,784,726	27.904
Road and Bridge	4,126,069	5.379	4,144,926	5.269	4,695,014	5.835
Health and Human Services	7,044,686	9.184	7,449,751	9.469	7,844,244	9.749
Economic Development Authority	21,994	0.029	26,303	0.033	26,943	0.033
Debt Service	1,978,620	2.58	1,975,499	2.511	2,057,066	2.558
Waste Management	374,292	0.488	398,017	0.506	468,040	0.582
Total Taxes Levied for County Purposes	\$ 33,000,000	43.882	\$ 35,963,370	46.502	\$ 36,876,033	46.661
Tax Capacity - Light and Power						
Transmission	\$ 66,820		\$ 68,148		\$ 67,116	
Distribution	9,196		9,378		9,238	
Total Tax Capacity - Light and Power	\$ 76,016		\$ 77,526		\$ 76,354	
Light and Power Tax Levies (distributed in accordance with Minn. Stat. § 273.40, as amended)						
Transmission	\$ 74,975		\$ 77,087		\$ 77,027	
Distribution	10,318		10,608		10,602	
Total Light and Power Tax Levies	\$ 85,293	112.204	\$ 87,695	113.117	\$ 87,629	114.767

**GOODHUE COUNTY
RED WING, MINNESOTA
TAX CAPACITY, TAX RATES, LEVIES, AND PERCENTAGE OF COLLECTIONS
(CONTINUED)**

	2018		2019		2020	
	Amount	Net Tax Capacity Rate (%)	Amount	Net Tax Capacity Rate (%)	Amount	Net Tax Capacity Rate (%)
Market Value - Light and Power						
Transmission	\$ 3,378,500		\$ 3,444,900		\$ 3,393,300	
Distribution	459,800		468,900		461,900	
Total Market Value - Light and Power	\$ 3,838,300		\$ 3,913,800		\$ 3,855,200	
Light and Power Tax Market Value Levies						
Transmission	\$ 6,263		\$ 8,353		\$ 8,132	
Distribution	852		1,137		1,107	
Total Light and Power Tax Market Value Levies	\$ 7,115	0.18537	\$ 9,490	0.24248	\$ 9,239	0.23966
Market Value - State General Tax						
Transmission	\$ 66,820		\$ 66,648		\$ 65,616	
Distribution	9,196		9,378		9,238	
Total Market Value - State General Tax	\$ 76,016		\$ 76,026		\$ 74,854	
State General Tax Market Value Levies						
Transmission	\$ 29,311		\$ 28,269		\$ 25,489	
Distribution	4,034		3,978		3,589	
Total State General Tax Market Value Levies	\$ 33,345	43.865	\$ 32,247	42.416	\$ 29,078	38.846
Percentage of Tax Collections for All Purposes	99.60%		99.64%		Not available	

**STATISTICAL SECTION
(UNAUDITED)**

STATISTICAL SECTION INDEX
DECEMBER 31, 2019

This part of Goodhue County's comprehensive annual financial report presents detailed information as a context for understanding what the information in the financial statements, note disclosures, and required supplementary information says about the County's overall financial health.

Contents:

Financial Trends

These schedules contain trend information to help the reader understand how the County's financial performance and well-being have changed over time.

Revenue Capacity

These schedules contain information to help the reader assess the County's most significant local revenue source, the property tax.

Debt Capacity

These schedules present information to help the reader assess the affordability of the County's current levels of outstanding debt and the County's ability to issue additional debt in the future.

Demographic and Economic Information

These schedules offer demographic and economic indicators to help the reader understand the environment within which the County's financial activities take place.

Operating Information

These schedules contain service and infrastructure data to help the reader understand how the information in the County's financial report relates to the services the County provides and the activities it performs.

Sources: Unless otherwise noted, the information in these schedules is derived from the published annual financial reports for the relevant year.

**Goodhue County
Net Position by Component**

**Last Ten Fiscal Years
(Accrual Basis of Accounting)**

	<u>2010</u>	<u>2011</u>	<u>2012</u>	<u>2013</u>	<u>2014</u>	<u>2015</u>	<u>2016</u>	<u>2017</u>	<u>2018</u>	<u>2019</u>
Governmental Activities										
Invested in Capital Assets, Net of Related Debt	\$ 121,777,217	\$ 127,432,667	\$ 130,134,664	\$ 130,077,471	\$ 135,880,303	\$ 129,239,009	\$ 125,919,390	\$ 124,211,406	\$ 126,807,665	\$ 124,111,284
Restricted	3,024,708	6,972,981	6,741,382	6,091,769	34,059,906	7,782,813	7,848,939	7,771,486	9,603,586	11,603,157 *
Unrestricted	30,866,311	26,286,025	28,789,038	28,380,586	882,302	15,497,056	12,660,256	12,389,716	13,802,823	20,208,752 *
Total Primary Government Net Position	\$ 155,668,236	\$ 160,691,673	\$ 165,665,084	\$ 164,549,826	\$ 170,822,511	\$ 152,518,878	\$ 146,428,585	\$ 144,372,608	\$ 150,214,074	\$ 155,923,193

* Restricted amounts related to Debt Service funds for prior years have been reclassified to conform to the presentation for 2019.

**Goodhue County
Changes in Net Position**

**Last Ten Fiscal Years
(Accrual Basis of Accounting)**

	<u>2010</u>	<u>2011</u>	<u>2012</u>	<u>2013</u>	<u>2014</u>	<u>2015</u>	<u>2016</u>	<u>2017</u>	<u>2018</u>	<u>2019</u>
Expenses										
Governmental Activities										
General Government	\$ 9,586,054	\$ 9,508,528	\$ 9,601,229	\$ 10,166,886	\$ 12,872,848	\$ 12,108,499	\$ 12,925,685	\$ 12,882,488	\$ 11,183,567	\$ 14,035,828
Public Safety	11,146,247	11,664,141	11,823,758	12,341,409	13,021,732	13,626,610	16,914,804	16,085,482	14,548,058	15,605,175
Highways and Streets	7,380,527	7,989,220	9,778,522	16,202,194	8,605,987	16,042,500	15,988,827	12,431,568	11,410,425	15,466,141
Sanitation	723,854	1,086,288	786,078	689,583	763,417	682,309	785,491	682,915	1,339,641	901,715
Human Services	8,875,645	9,585,301	9,462,127	9,689,420	10,013,359	10,933,174	12,521,486	13,263,433	12,592,187	13,367,608
Health	2,889,026	2,947,593	2,605,568	2,340,880	2,650,021	3,053,450	4,009,596	3,463,802	3,699,283	3,950,154
Culture and Recreation	777,308	632,536	591,272	585,585	687,744	758,214	643,907	744,733	806,522	1,501,690
Conservation of Natural Resources	796,319	699,951	691,527	685,989	707,371	742,202	718,033	772,220	722,000	676,100
Economic Development	287,518	60,189	108,427	206,740	81,032	58,793	27,672	28,365	37,736	62,997
Interest	346,079	306,301	219,033	322,599	200,741	532,095	559,537	499,107	531,756	476,084
Total Governmental Activities Expenses	\$ 42,808,577	\$ 44,480,048	\$ 45,667,541	\$ 53,231,285	\$ 49,604,252	\$ 58,537,846	\$ 65,095,038	\$ 60,854,113	\$ 56,871,175	\$ 66,043,492
Program Revenues										
Governmental Activities										
Fees, Charges, Fines and Other										
General Government	\$ 1,962,722	\$ 1,828,363	\$ 1,557,806	\$ 1,696,629	\$ 1,615,796	\$ 1,809,888	\$ 1,925,997	\$ 2,212,528	\$ 2,222,070	\$ 2,252,714
Public Safety	1,150,842	979,798	1,332,227	1,129,708	1,640,103	2,244,780	2,305,994	2,433,957	1,842,846	1,858,873
Highways and Streets	159,228	51,270	170,268	161,352	40,736	59,493	276,882	109,235	510,872	238,051
Sanitation	380,080	405,876	316,856	252,670	237,027	181,881	232,778	281,796	234,866	155,775
Human Services	1,685,391	1,207,438	1,365,753	1,350,361	1,108,800	1,046,842	920,149	1,190,806	1,385,015	1,404,682
Health	1,361,371	763,843	705,641	730,665	584,869	728,031	875,477	803,375	965,491	1,086,345
Culture and Recreation					400			-	-	-
Conservation of Natural Resources	5			19,080	102,490	111,148	105,476	108,720	98,314	117,718
Economic Development		397,790	57,835	165,505	56,061	32,439	111,986	10,783	10,783	13,232
Total Fees, Charges, Fines and Other	\$ 6,699,639	\$ 5,634,378	\$ 5,506,386	\$ 5,505,970	\$ 5,386,282	\$ 6,214,502	\$ 6,754,739	\$ 7,151,200	\$ 7,270,257	\$ 7,127,390
Operating Grants and Contributions										
General Government	\$ 305,585	\$ 660,193	\$ 376,136	\$ 224,147	\$ 236,897	\$ 162,316	\$ 248,217	\$ 261,106	\$ 407,103	\$ 366,200
Public Safety	2,164,493	1,520,453	1,216,749	1,051,432	1,214,876	1,257,779	1,112,610	1,091,408	1,224,731	1,305,419
Highways and Streets	5,415,018	6,109,592	6,923,838	8,574,915	6,742,017	7,339,939	8,939,751	5,960,131	7,665,246	7,451,233
Sanitation	114,346	125,123	119,603	6,121	6,669	328	515,745	139,486	132,347	136,396
Human Services	4,983,389	4,714,379	4,930,786	4,732,170	5,874,129	6,017,606	5,449,858	6,004,090	6,050,927	6,431,521
Health	913,813	1,556,404	1,171,114	1,376,401	1,288,934	1,693,652	2,165,759	2,022,662	2,332,595	2,279,377
Culture and Recreation					155,316	224,120	43,766	153,103	96,669	144,191
Conservation of Natural Resources	253,708	210,663	236,476	206,118	175,668	205,723	324,270	152,555	122,129	51,052
Economic Development	260,673			253,285		3,356		-	-	-
Total Operating Grants and Contributions	\$ 14,411,025	\$ 14,896,807	\$ 14,974,702	\$ 16,424,589	\$ 15,694,506	\$ 16,904,819	\$ 18,799,976	\$ 15,784,541	\$ 18,031,747	\$ 18,165,389

**Goodhue County
Changes in Net Position**

**Last Ten Fiscal Years
(Accrual Basis of Accounting) (continued)**

	<u>2010</u>	<u>2011</u>	<u>2012</u>	<u>2013</u>	<u>2014</u>	<u>2015</u>	<u>2016</u>	<u>2017</u>	<u>2018</u>	<u>2019</u>
Capital Grants and Contributions										
General Government	\$ 14,275	\$ -	\$ -	\$ -	\$ -	\$ -	\$ -	\$ -	\$ -	\$ -
Public Safety	-	26,029	-	-	-	-	256,250	-	-	-
Highways and Streets	158,347	101,018	571,343	433,418	4,013,215	728,382	296,771	1,309,506	1,350,171	405,749
Culture and Recreation	-	-	-	-	-	-	-	-	-	668,767
Conservation of Natural Resources	135,543	-	21,308	-	-	-	-	-	-	-
Total Capital Grants and Contributions	\$ 308,165	\$ 127,047	\$ 592,651	\$ 433,418	\$ 4,013,215	\$ 728,382	\$ 553,021	\$ 1,309,506	\$ 1,350,171	\$ 1,074,516
Total Governmental Activities Program Revenues	\$ 21,418,829	\$ 20,658,232	\$ 21,073,739	\$ 22,363,977	\$ 25,094,003	\$ 23,847,703	\$ 26,107,736	\$ 24,245,247	\$ 26,652,175	\$ 26,367,295
Total Governmental Activities net (expense)/revenue	\$ (21,389,748)	\$ (23,821,816)	\$ (24,593,802)	\$ (30,867,308)	\$ (24,510,249)	\$ (34,690,143)	\$ (38,987,302)	\$ (36,608,866)	\$ (30,219,000)	\$ (39,676,197)
General Revenues and Other Change in Net Assets										
Property Taxes	\$ 24,792,341	\$ 24,978,475	\$ 26,698,457	\$ 26,934,798	\$ 27,361,094	\$ 27,805,768	\$ 28,972,660	\$ 30,814,589	\$ 32,742,941	\$ 35,721,001
Local Option Sales Taxes	-	-	-	-	-	-	-	-	-	3,376,562
Other Taxes	269,572	329,120	358,592	388,075	851,453	837,933	857,204	915,573	903,798	990,222
Grants and Contributions	2,433,012	2,619,221	1,761,042	1,805,146	2,085,821	2,200,257	2,301,779	2,093,557	2,530,927	2,290,802
Unrestricted Investment Earnings	276,383	378,255	214,448	225,946	144,985	177,993	235,490	162,724	373,231	1,796,320
Miscellaneous	432,070	515,166	529,607	387,739	277,107	600,805	529,876	559,808	606,187	632,955
Gain on Sale of Capital Assets	10,414	25,016	5,067	10,346	62,474	13,940	-	6,638	32,451	104,860
Special Item: Sale of Home Health Care Division	-	-	-	-	-	-	-	-	-	-
Total Governmental Activities	\$ 28,213,792	\$ 28,845,253	\$ 29,567,213	\$ 29,752,050	\$ 30,782,934	\$ 31,636,696	\$ 32,897,009	\$ 34,552,889	\$ 37,189,535	\$ 44,912,722
Change in Net Position, Governmental Activities	\$ 6,824,044	\$ 5,023,437	\$ 4,973,411	\$ (1,115,258)	\$ 6,272,685	\$ (3,053,447)	\$ (6,090,293)	\$ (2,055,977)	\$ 6,970,535	\$ 5,236,525

**Goodhue County
Fund Balances of Governmental Funds**

**Last Ten Fiscal Years
(Modified Accrual Basis of Accounting)**

	<u>2010</u>	<u>2011</u>	<u>2012</u>	<u>2013</u>	<u>2014</u>	<u>2015</u>	<u>2016</u>	<u>2017</u>	<u>2018</u>	<u>2019</u>
General Fund										
Reserved	\$ 1,580,310	\$ -	\$ -	\$ -	\$ -	\$ -	\$ -	\$ -	\$ -	\$ -
Unreserved	18,021,372	-	-	-	-	-	-	-	-	-
Nonspendable	-	319,785	207,231	288,273	248,047	337,477	349,935	429,636	241,676	284,232
Restricted	-	1,290,029	1,124,397	1,027,992	902,692	5,065,181	979,407	1,264,290	1,432,165	1,588,317
Committed	-	6,131,975	6,208,186	4,835,089	3,168,676	3,958,913	4,765,685	2,382,839	5,451,214	3,286,673
Assigned	-	2,427,444	2,436,246	2,405,606	2,398,234	1,882,056	1,664,437	1,967,570	2,250,079	2,522,561
Unassigned	-	7,680,519	10,259,506	10,435,915	11,209,969	11,238,959	12,273,309	14,654,397	12,286,966	14,619,539
Total General Fund	\$19,601,682	\$17,849,752	\$20,235,566	\$18,992,875	\$17,927,618	\$22,482,586	\$20,032,773	\$20,698,732	\$21,662,100	\$22,301,322
All Other Governmental Funds										
Reserved	\$ 1,349,430	\$ -	\$ -	\$ -	\$ -	\$ -	\$ -	\$ -	\$ -	\$ -
Unreserved, Reported in:										
Special Revenue Funds	10,675,057	-	-	-	-	-	-	-	-	-
Debt Service Funds	4,042,017	-	-	-	-	-	-	-	-	-
Nonspendable, Reported in:										
Road and Bridge Fund	-	498,205	446,647	379,376	567,003	474,952	466,525	534,893	487,508	423,975
Health and Human Services Fund	-	109,488	10,355	115,858	120,694	129,839	113,053	159,254	33,723	32,547
Economic Development Authority Fund	-	399,000	391,318	-	-	-	-	-	-	-
Debt Service Fund	-	-	-	-	-	456	456	-	-	-
Waste Management Fund	-	4,719	15	4,414	4,294	3,973	4,066	4,322	31	-
Restricted, Reported in:										
Road and Bridge Fund	-	-	3,031,402	-	2,313,297	-	-	-	-	-
Health and Human Services Fund	-	-	-	-	-	-	-	-	-	501,646
Economic Development Authority Fund	-	57,320	98,219	610,992	607,797	604,283	604,283	604,283	546,963	546,963
Debt Service Fund	-	4,620,927	4,781,423	3,967,843	2,442,718	2,551,688	2,540,950	2,748,597	2,898,608	3,090,332 *
Waste Management Fund	-	218,884	219,667	218,395	218,722	219,051	219,380	219,708	220,039	220,369
Committed, Reported in:										
Road and Bridge Fund	-	1,786,567	1,440,195	1,417,128	405,585	357,189	495,437	493,029	440,613	604,404
Health and Human Services Fund	-	446,679	446,679	259,179	259,179	150,550	150,550	150,550	150,550	150,550
Economic Development Authority Fund	-	44,610	45,419	46,908	52,663	49,616	163,892	182,615	242,173	259,548
Debt Service Fund	-	-	-	-	-	-	-	-	-	- *
Waste Management Fund	-	125,675	69,175	35,075	35,075	35,075	35,075	35,075	35,075	35,075
Assigned, Reported in:										
Road and Bridge Fund	-	3,119,635	3,533,198	2,864,891	5,210,647	5,768,048	6,375,892	7,974,421	7,905,914	11,992,819
Health and Human Services Fund	-	4,951,660	5,006,986	5,144,508	6,623,508	7,573,958	7,074,492	5,541,813	7,011,831	8,554,139
Debt Service Fund	-	-	-	400,556	-	-	-	-	-	-
Waste Management Fund	-	280,729	234,446	138,280	77,807	-	471,889	557,078	587,447	518,522
Unassigned, Reported in Waste Management Fun	-	-	-	-	-	(74,818)	-	-	-	-
Total All Other Governmental Funds	\$16,066,504	\$16,664,098	\$19,755,144	\$15,603,403	\$18,938,989	\$17,843,860	\$18,715,940	\$19,205,638	\$20,560,475	\$26,930,889

* Restricted and Committed amounts for Debt Service funds for prior years have been reclassified to conform to the presentation for 2019.

Goodhue County
Changes in Fund Balances of Governmental Funds

Last Ten Fiscal Years
(Modified Accrual Basis of Accounting)

	<u>2010</u>	<u>2011</u>	<u>2012</u>	<u>2013</u>	<u>2014</u>	<u>2015</u>	<u>2016</u>	<u>2017</u>	<u>2018</u>	<u>2019</u>
Revenues										
Taxes	\$24,806,114	\$25,205,529	\$26,940,462	\$27,176,405	\$28,045,751	\$28,411,586	\$29,826,638	\$31,512,646	\$33,425,562	\$39,793,011
Special Assessments	26,386	16,021	24,883	6,344	26,588	18,134	19,038	7,180	4,940	16,272
Licenses and Permits	184,872	215,305	269,000	315,224	320,917	414,210	477,089	585,254	520,900	518,659
Intergovernmental	17,261,870	17,735,869	18,148,681	18,632,931	22,026,741	17,064,862	21,786,115	20,167,145	20,994,662	20,218,245
Charges for Services	4,490,270	3,276,671	3,698,452	3,532,105	3,540,598	4,337,012	4,076,830	4,482,185	4,374,816	4,506,020
Fines and Forfeits	16,347	16,499	20,390	16,573	14,643	15,927	12,512	12,177	13,010	11,594
Gifts and Contributions	10,823	41,229	60,553	33,143	43,698	33,251	89,924	113,720	39,478	42,192
Investment Earnings	273,420	374,304	210,509	221,845	144,502	178,686	236,131	162,950	373,773	1,797,613
Miscellaneous	2,642,159	2,412,101	2,195,040	2,161,931	2,016,336	2,150,153	2,168,038	2,388,478	2,491,716	2,356,618
Total Revenues	\$49,712,261	\$49,293,528	\$51,567,970	\$52,096,501	\$56,179,774	\$52,623,821	\$58,692,315	\$59,431,735	\$62,238,857	\$69,260,224
Expenditures										
General Government	\$ 9,400,044	\$10,771,631	\$ 9,242,536	\$10,427,458	\$11,607,915	\$16,729,313	\$13,625,210	\$12,360,210	\$11,708,827	\$13,251,609
Public Safety	12,105,129	12,105,373	11,877,029	11,765,643	12,629,168	13,250,058	13,620,842	13,776,416	14,440,466	14,346,461
Highways and Streets	10,027,790	10,070,300	13,742,617	16,755,322	19,197,616	11,234,340	12,615,176	10,547,023	12,597,468	10,297,770
Sanitation	744,837	856,450	853,499	706,612	857,695	689,903	735,911	688,106	721,532	775,618
Human Services	9,439,752	10,059,461	10,239,831	10,662,549	11,100,757	11,028,616	12,445,627	13,858,373	12,746,523	13,206,125
Health	2,952,202	2,971,586	2,631,962	2,421,166	2,723,168	3,061,863	3,322,008	3,279,038	3,661,415	3,872,135
Culture and Recreation	761,702	616,930	582,402	854,195	684,037	754,507	640,200	753,926	864,826	1,497,983
Conservation of Natural Resources	790,877	695,138	689,545	685,756	706,960	736,978	711,804	770,632	719,155	678,434
Economic Development	287,518	60,189	108,427	206,740	81,032	58,793	27,672	28,365	37,736	62,997
Capital Outlay										
General government	-	-	-	-	-	-	-	-	-	485,123 (1)
Public safety	-	-	-	-	-	-	-	-	-	527,434 (1)
Highways and streets	-	-	-	-	-	-	-	-	-	1,333,392 (1)
Debt Service										
Principal	1,633,753	1,664,958	1,730,882	2,302,600	1,885,288	1,745,411	1,395,535	1,305,661	1,361,492	1,325,000
Interest/Other	289,459	251,291	246,583	204,498	225,868	245,706	673,220	536,953	570,064	514,817
Intergovernmental Highways and Streets	346,751	375,874	451,603	407,913	421,804	446,646	462,724	464,177	542,701	538,457
Total Expenditures	\$48,779,814	\$50,499,181	\$52,396,916	\$57,400,452	\$62,121,308	\$59,982,134	\$60,275,929	\$58,368,880	\$59,972,205	\$62,713,355
Excess of Revenues Over/(Under) Expenditures	\$ 932,447	\$(1,205,653)	\$(828,946)	\$(5,303,951)	\$(5,941,534)	\$(7,358,313)	\$(1,583,614)	\$ 1,062,855	\$ 2,266,652	\$ 6,546,869

(1) Prior to 2019, capital outlay expenditures were included in the various functional expense lines.

Goodhue County
Changes in Fund Balances of Governmental Funds

Last Ten Fiscal Years
(Modified Accrual Basis of Accounting) (continued)

	<u>2010</u>	<u>2011</u>	<u>2012</u>	<u>2013</u>	<u>2014</u>	<u>2015</u>	<u>2016</u>	<u>2017</u>	<u>2018</u>	<u>2019</u>
Other Financing Sources/(Uses)										
Proceeds from Borrowing	\$ -	\$ -	\$ 6,360,000	\$ -	\$ 7,760,000	\$10,720,000	\$ -	\$ -	\$ -	\$ -
Bond Premiums	-	-	-	-	195,606	176,507	-	-	-	-
Bond Discounts	-	-	(36,099)	-	-	-	-	-	-	-
Proceeds from Sale of Capital Assets	30,552	25,015	5,067	10,346	62,474	13,940	19,389	25,914	60,748	57,239
Total Other Financing Sources/(Uses)	\$ 30,552	\$ 25,015	\$ 6,328,968	\$ 10,346	\$ 8,018,080	\$10,910,447	\$ 19,389	\$ 25,914	\$ 60,748	\$ 57,239
Special Item - Sale of Home Health Care Division	\$ -	\$ -	\$ -	\$ -	\$ -	\$ -	\$ -	\$ -	\$ -	\$ -
Increase/(Decrease) in Inventories	(43,686)	26,302	(23,162)	(100,827)	193,783	(92,295)	(13,508)	66,888	(9,195)	(67,066)
Net Change in Fund Balances	\$ 919,313	\$ (1,154,336)	\$ 5,476,860	\$ (5,394,432)	\$ 2,270,329	\$ 3,459,839	\$ (1,577,733)	\$ 1,155,657	\$ 2,318,205	\$ 6,537,042
Debt Service as a Percentage of Noncapital Expenditures	4.96%	4.86%	4.88%	5.21%	4.90%	4.21%	3.95%	3.51%	3.84%	3.14%

**TAX CAPACITY BY CLASSIFICATION, ESTIMATED MARKET VALUE AND TAXABLE MARKET VALUE LAST TEN FISCAL YEARS
LAST TEN FISCAL YEARS**

Payble Year	Tax Capacity								Total Net Tax Capacity	Total Estimated Market Value	Total Taxable Market Value	Total Net Tax Capacity as a Percentage of Taxable Market Value
	Agriculture	Residential	Commercial/ Industrial	Railroad	Utilities	Personal Property	Tax Increment	Power Line				
2010	\$ 14,523,065	\$ 29,913,580	\$ 8,536,993	\$ 77,547	\$ 7,948,449	\$ 695,395	\$(1,145,795)	\$ -	\$ 60,549,234	\$ 5,825,657,600	\$ 5,761,134,300	1.05%
2011	13,997,011	28,934,807	8,629,270	88,009	8,330,184	774,471	(1,023,781)	-	59,729,971	5,701,572,800	5,651,330,200	1.06%
2012	14,273,354	25,291,851	8,272,429	110,531	8,656,516	808,867	(942,736)	-	56,470,812	5,681,089,000	5,346,648,900	1.06%
2013	15,637,155	24,433,361	8,074,250	123,539	10,501,656	905,916	(784,517)	-	58,891,360	5,862,563,400	5,532,278,000	1.06%
2014	20,120,729	23,782,264	8,024,795	129,549	10,325,063	916,571	(469,659)	-	62,829,312	6,361,821,100	6,042,728,900	1.04%
2015	19,300,318	24,279,653	8,289,669	125,942	13,833,642	981,850	(405,072)	-	66,406,002	6,577,103,200	6,258,792,500	1.06%
2016	18,704,154	25,062,987	8,451,305	138,491	16,205,578	1,109,849	(363,705)	(8,768)	69,299,891	6,733,599,100	6,420,393,000	1.08%
2017	18,563,911	26,189,150	8,592,202	191,939	17,887,279	2,011,198	(325,969)	(80,583)	73,029,127	6,938,736,400	6,629,508,100	1.10%
2018	18,896,076	27,605,370	8,859,070	245,164	19,200,356	2,284,411	(286,312)	(99,201)	76,704,934	7,194,510,600	6,891,185,000	1.11%
2019	20,387,648	30,631,347	9,221,748	202,406	16,341,938	2,280,936	(298,635)	(95,797)	78,671,591	7,526,761,500	7,238,983,700	1.09%

Source: Goodhue County Finance & Taxpayer Services

**GOODHUE COUNTY
RED WING, MINNESOTA**

**PROPERTY TAX RATES - DIRECT AND OVERLAPPING GOVERNMENTS (PER \$1,000 OF TAX CAPACITY)
LAST TEN YEARS**

Tax Year	Goodhue County			Average rates within each classification		
	General	Bonds	Total	Cities/ Townships	School Districts	Special Districts
2010	40.586	3.320	43.906	26.742	19.825	1.185
2011	41.532	3.371	44.903	28.729	21.379	1.185
2012	44.758	3.607	48.365	31.779	22.647	1.245
2013	43.354	3.436	46.790	32.594	22.244	0.765
2014	41.377	3.134	44.511	31.369	20.607	0.712
2015	40.135	3.011	43.146	31.704	22.241	0.729
2016	39.935	2.851	42.786	32.920	22.688	0.780
2017	40.585	2.705	43.290	32.671	21.992	0.914
2018	41.302	2.580	43.882	32.232	22.071	0.972
2019	43.991	2.511	46.502	31.926	23.823	0.936

Tax Year 2019

Number of taxing districts	31	12	5
Minimum levy rate	9.955	14.017	0.619
Maximum levy rate	95.934	47.120	1.300

Note: Special Districts include Housing and Redevelopment Authorities, Port Authority and Watersheds

Source: Goodhue County Finance & Taxpayer Services

**GOODHUE COUNTY
RED WING, MINNESOTA**

**TEN LARGEST TAXPAYERS
CURRENT YEAR AND NINE YEARS PRIOR**

2019 Tax Capacity Value

Taxpayer	Type of Business	Rank	Estimated Market Value	2019 Tax Capacity Value	Percentage of Total Tax Capacity Value
Northern States Power Company	Utilities	1	\$ 879,041,100	\$ 17,568,958	22.33%
S MN Municipal Power Agency	Utilities	2	18,405,500	367,360	0.47%
Mayo Clinic Health System-RW	Commercial	3	15,678,500	263,538	0.33%
Red Wing Shoe Co Inc	Commercial	4	10,917,100	211,498	0.27%
SOO Line Railroad Company	RR/Commercial	5	9,320,500	185,660	0.24%
Dairyland Power Cooperative	Utilities	6	8,959,200	178,434	0.23%
Wal-Mart Stores Inc	Commercial	7	8,635,900	171,968	0.22%
Menards Inc	Commercial	8	8,180,900	159,059	0.20%
Syngenta Crop Protection	Agricultural	9	9,388,400	155,976	0.20%
Inland American Zumbrota Atlas	Industrial	10	7,778,800	154,826	0.20%
TOTALS			\$ 976,305,900	\$ 19,417,277	24.69%

Total Tax Capacity Value

\$ 78,671,591

2010 Tax Capacity Value

Taxpayer	Type of Business	Rank	Estimated Market Value	2010 Tax Capacity Value	Percentage of Total Tax Capacity Value
Northern States Power Company	Utilities	1	\$ 413,068,500	\$ 8,256,224	13.64%
Wal-Mart Stores Inc	Commercial	2	12,088,300	241,016	0.40%
Menards Inc	Commercial	3	10,907,300	213,890	0.35%
Mayo Clinic Health System-RW	Commercial	4	10,007,700	192,933	0.32%
Inland American Zumbrota Atlas	Industrial	5	8,567,700	170,604	0.28%
Target Corporation	Commercial	6	8,032,900	159,908	0.26%
Red Wing Shoe Co Inc	Commercial	7	8,153,700	159,583	0.26%
M&E Realty Co	Commercial	8	6,808,800	133,926	0.22%
Invenergy Cannon Falls LLC	Commercial	9	5,002,500	99,300	0.16%
CJB Real Estate LLC	Residential	10	4,857,300	94,813	0.16%
TOTALS			\$ 487,494,700	\$ 9,722,197	16.05%

Total Tax Capacity Value

\$ 60,549,234

Source: Goodhue County Finance & Taxpayer Services

**GOODHUE COUNTY
RED WING, MINNESOTA**

**PROPERTY TAX LEVIES AND COLLECTIONS
LAST TEN FISCAL YEARS**

Fiscal Year	Tax Levied for the Fiscal Year	Collection within the Fiscal Year of the Levy		Collections in Subsequent Years (1)	Total Collections to Date		Outstanding Delinquent (net of abatements)	
		Amount (1)	Percentage of Levy		Amount (1)	Percentage of Levy	Amount	Percentage of Levy
2010	\$ 24,497,229	\$23,993,321	97.94%	\$ 454,921	\$ 24,448,242	99.80%	\$ 48,987	0.20%
2011	24,679,142	24,281,840	98.39%	330,404	\$ 24,612,244	99.73%	66,898	0.27%
2012	26,377,824	26,078,308	98.86%	247,951	\$ 26,326,259	99.80%	51,565	0.20%
2013	26,632,321	26,376,609	99.04%	222,223	\$ 26,598,832	99.87%	33,489	0.13%
2014	27,082,874	26,838,856	99.10%	226,689	\$ 27,065,545	99.94%	17,329	0.06%
2015	27,516,465	27,249,428	99.03%	230,709	\$ 27,480,137	99.87%	36,328	0.13%
2016	28,460,055	28,221,384	99.16%	202,208	\$ 28,423,592	99.87%	36,463	0.13%
2017	30,490,926	30,295,709	99.36%	136,272	\$ 30,431,981	99.81%	58,945	0.19%
2018	32,525,678	32,291,225	99.28%	165,838	\$ 32,457,063	99.79%	68,615	0.21%
2019	35,485,267	35,207,301	99.22%	-	\$ 35,207,301	99.22%	277,966	0.78%

Note:

(1) Does not include interest and penalties

Source: Goodhue County Finance & Taxpayer Services

**RATIOS OF OUTSTANDING DEBT TO PERSONAL INCOME
AND DEBT PER CAPITA
LAST TEN FISCAL YEARS**

Fiscal Year	Governmental Activities:				Personal Income (1)	Ratio of Debt To Personal Income	Population (1)	Debt Per Capita
	General Obilgation Bonds	General Obilgation Revenue Bonds	G.O Special Assessments	Total				
2010	\$ 5,576,796	\$ 1,844,338	\$ 214,233	\$ 7,635,367	\$1,829,767,000	0%	46,212	\$ 165
2011	4,548,559	1,254,559	206,869	6,009,987	1,949,444,000	0%	46,103	\$ 130
2012	9,806,600	639,779	185,987	10,632,366	2,075,490,000	1%	46,148	\$ 230
2013	8,188,073	-	163,387	8,351,460	2,054,709,000	0%	46,110	\$ 181
2014	14,285,521	-	138,099	14,423,620	2,175,192,000	1%	46,003	\$ 314
2015	23,465,035	-	112,688	23,577,723	2,253,642,000	1%	46,033	\$ 512
2016	22,078,481	-	87,153	22,165,634	2,222,740,000	1%	46,240	\$ 479
2017	20,769,319	-	61,492	20,830,811	2,300,472,000	1%	46,304	\$ 450
2018	19,440,158	-	-	19,440,158	2,484,856,000	1%	46,403	\$ 419
2019	18,085,997	-	-	18,085,997	n/a	n/a	n/a	n/a

Source: US. Bureau of Economic Analysis (1); Goodhue County Finance & Taxpayer Services

n/a = not available

**GOODHUE COUNTY
RED WING, MINNESOTA**

**RATIOS OF NET BONDED DEBT TO ESTIMATED MARKET VALUE
AND NET BONDED DEBT PER CAPITA
LAST TEN FISCAL YEARS**

Fiscal Year	General Obligation Bonds	General Obligation Revenue Bonds	Total Bonded Debt	Amounts Available in Fund	Net Bonded Debt	Estimated Market Value	Net Bonded Debt to Market Value	Population (1)	Net Bonded Debt per Capita
2010	\$ 5,576,796	\$ 1,844,338	\$ 7,421,134	n/a	\$ 7,421,134	\$ 5,825,657,600	0.13%	46,212	160.59
2011	4,548,559	1,254,559	5,803,118	n/a	5,803,118	5,701,572,800	0.10%	46,103	125.87
2012	9,806,600	639,779	10,446,379	n/a	10,446,379	5,681,089,000	0.18%	46,148	226.37
2013	8,188,073	-	8,188,073	n/a	8,188,073	5,862,563,400	0.14%	46,110	177.58
2014	14,285,521	-	14,285,521	99,615	14,185,906	6,361,821,100	0.22%	46,003	308.37
2015	23,465,035	-	23,465,035	199,230	23,265,805	6,577,103,200	0.35%	46,033	505.42
2016	22,078,481	-	22,078,481	298,845	21,779,636	6,733,599,100	0.32%	46,240	471.01
2017	20,769,319	-	20,769,319	398,460	20,370,859	6,938,736,400	0.29%	46,304	439.94
2018	19,440,158	-	19,440,158	498,075	18,942,083	7,194,510,600	0.26%	46,403	408.21
2019	18,085,997	-	18,085,997	597,692	17,488,305	7,526,761,500	0.23%	n/a	n/a

Source: US. Bureau of Economic Analysis (1); Goodhue County Finance & Taxpayer Services

n/a = not available

**GOODHUE COUNTY
RED WING, MINNESOTA**

**DIRECT AND OVERLAPPING DEBT
December 31, 2019**

	Net G.O. Debt Outstanding	Applicable to Goodhue County	
		Percent (1)	Amount
Cities			
City of Bellechester	\$ 225,000	100.00%	\$ 225,000
City of Cannon Falls	14,451,909	100.00%	14,451,909
City of Dennison	320,000	89.77%	287,264
City of Goodhue	3,493,000	100.00%	3,493,000
City of Kenyon	4,326,046	100.00%	4,326,046
City of Lake City	4,819,000	21.85%	1,052,952
City of Pine Island	10,616,000	73.43%	7,795,329
City of Red Wing	49,062,000	100.00%	49,062,000
City of Wanamingo	4,494,000	100.00%	4,494,000
City of Zumbrota	595,000	100.00%	595,000
Total Cities	<u>92,401,955</u>		<u>85,782,500</u>
Independent School Districts			
No. 195	11,610,000	12.24%	1,421,064
No. 200	78,137,524	0.09%	70,324
No. 252	22,070,000	95.21%	21,012,847
No. 253	28,805,000	95.34%	27,462,687
No. 255	41,890,000	46.26%	19,378,314
No. 256	23,545,000	100.00%	23,545,000
No. 656	13,987,208	0.05%	6,994
No. 659	62,250,000	0.97%	603,825
No. 813	41,513,528	27.72%	11,507,550
No. 2125	9,745,000	1.14%	111,093
No. 2172	20,365,000	90.37%	18,403,851
No. 2805	18,715,000	72.58%	13,583,347
Total Independent School Districts	<u>372,633,260</u>		<u>137,106,896</u>
Special Taxing Districts			
Bear Valley Watershed	-	100.00%	-
Belle Creek Watershed	-	100.00%	-
Red Wing HRA	2,410,000	100.00%	2,410,000
Red Wing Port Authority	-	100.00%	-
SEMMCHRA	4,536,078	100.00%	4,536,078
Total Special Taxing Districts	<u>6,946,078</u>		<u>6,946,078</u>
Goodhue County	<u>17,845,000</u>	100.00%	<u>17,845,000</u>
Total	<u>\$ 489,826,293</u>		<u>\$ 247,680,474</u>

Note:

(1) Determined by the portion of long-term debt which is secured by taxable real estate within Goodhue County.

Source: Goodhue County Finance & Taxpayer Services

**GOODHUE COUNTY
RED WING, MINNESOTA**

**LEGAL DEBT MARGIN
LAST TEN FISCAL YEARS**

	2010	2011	2012	2013	2014	2015	2016	2017	2018	2019
Market Valuation of Taxable Property	\$5,825,657,600	\$5,701,572,800	5,681,089,000	5,862,563,400	6,361,821,100	6,577,103,200	6,733,599,100	6,938,736,400	7,194,510,600	7,526,761,500
Legal Debt Percentage Allowed (1)	3.00%	3.00%	3.00%	3.00%	3.00%	3.00%	3.00%	3.00%	3.00%	3.00%
Debt Limit	174,769,728	171,047,184	170,432,670	175,876,902	190,854,633	197,313,096	202,007,973	208,162,092	215,835,318	225,802,845
Amount of Debt applicable to Debt Limit										
General Obligation Debt	7,421,134	5,803,118	10,446,379	8,188,073	14,285,521	23,465,035	22,078,481	20,769,319	19,440,158	18,085,997
Less: Amount Available in Debt Service Funds	-	-	-	-	99,615	199,230	298,845	398,460	498,075	597,692
Total Debt Applicable to Limit	7,421,134	5,803,118	10,446,379	8,188,073	14,185,906	23,265,805	21,779,636	20,370,859	18,942,083	17,488,305
Legal Debt Margin	\$ 167,348,594	\$ 165,244,066	\$ 159,986,291	\$ 167,688,829	\$ 176,668,727	\$ 174,047,291	\$ 180,228,337	\$ 187,791,233	\$ 196,893,235	\$ 208,314,540
Percent of Legal Debt Incurred	4.25%	3.39%	6.13%	4.66%	7.49%	11.89%	10.93%	9.98%	9.01%	8.01%

Notes:

(1) Minnesota Statute Section 475.53, Subd. 1 Limit on Net Debt: Except as otherwise provided in sections 475.51 to 475.74, no municipality except a school district or a city of the first class, shall incur or be subject to a net debt in excess of three percent of the estimated market value of taxable property.

Market Value of taxable property Source: Goodhue County Finance & Taxpayer Services

**GOODHUE COUNTY
RED WING, MINNESOTA**

**DEMOGRAPHIC AND ECONOMIC INFORMATION
LAST TEN FISCAL YEARS**

Fiscal Year	Population (1)	Personal Income (1)	Per Capita Income	Unemployment Rate (2)
2010	46,212	\$ 1,829,767,000	\$ 39,595	7.0%
2011	46,103	1,949,444,000	42,285	6.0%
2012	46,148	2,075,490,000	44,975	5.2%
2013	46,110	2,054,709,000	44,561	4.7%
2014	46,003	2,175,192,000	47,284	3.9%
2015	46,033	2,253,642,000	48,957	3.5%
2016	46,240	2,222,740,000	48,070	3.7%
2017	46,304	2,300,472,000	49,682	3.2%
2018	46,403	2,484,856,000	53,549	2.7%
2019	n/a	n/a	n/a	3.1%

Notes:

(1) Source: U.S. Bureau of Economic Analysis

(2) Source: Minnesota Employment and Economic Development

n/a = not available

GOODHUE COUNTY
RED WING, MINNESOTA
MAJOR EMPLOYMENT INDUSTRIES IN GOODHUE COUNTY
CURRENT YEAR AND NINE YEARS AGO

Industry	2019		2010	
	Annual Average	Percentage of Total County Employment	Annual Average	Percentage of Total County Employment
Natural Resources and mining	401	1.9%	347	1.7%
Construction	890	4.1%	634	3.1%
Manufacturing	4,695	21.7%	3,505	16.9%
Trade, transportation and utilities				
Utilities	736		856	
Wholesale trade	710		652	
Retail trade	2,123		2,380	
Transportation and warehousing	667		628	
	4,236	19.6%	4,516	21.7%
Information	135	0.6%		
Financial activities	497	2.3%	639	3.1%
Professional and business services				
Professional, scientific and technical services	350		354	
Management of companies and enterprises	114		237	
Administrative and waste management services	530		861	7.0%
	994	4.6%		
Education and health services	4,447	20.5%	4,429	21.3%
Leisure and hospitality	3,460	16.0%	3,310	15.9%
Other services	628	2.9%	720	3.5%
Public administration				
Executive, Legislative, other general government	996		959	
Justice, Public Order, Safety	222		204	
Environmental Quality	19		12	
Housing and Economic Development	27		40	
	1,264	5.8%	1,215	5.8%
Total Employment	21,647	100.0%	20,767	100.0%

Source: Minnesota Department of Economic Development, Labor Market Information

**GOODHUE COUNTY
RED WING, MINNESOTA**

FULL TIME EQUIVALENT EMPLOYEES BY DEPARTMENT

	2010	2011	2012	2013	2014	2015	2016	2017	2018	2019
General Fund										
Commissioners	5	5	5	5	5	5	5	5	6	5
Administration	3	3	3	3	3	3	3	3	3	3
Auditor/Treasurer	5	6	6	6	6	6	5	5	8	6
Assessor	10	10	10	12	11	9	11	11	15	10
Human Resources	3	3	3	4	4	3	3	4	4	4
Information Technology	6	8	6	6	6	6	6	6	6	5
Attorney	14	13	13	14	14	15	15	15	15	15
Recorder	5	5	6	5	5	4	4	4	4	4
Surveyor	2	3	3	3	3	3	4	4	4	4
GIS	2	2	2	2	2	3	3	2	4	3
Facility Maintenance	7	9	8	8	8	8	8	9	9	9
Veterans Service	2	2	2	2	2	2	2	2	2	2
Zoning	10	10	10	11	11	9	10	11	12	11
Sheriff	104	104	105	106	44	43	43	47	46	46
Boat & Water	-	-	-	-	1	1	2	2	3	2
Jail Operations	-	-	-	-	47	42	44	47	45	48
Dispatch	-	-	-	-	12	12	12	12	12	12
Court Services	12	13	13	13	12	12	12	11	11	11
OEM	1	1	1	1	1	1	1	1	1	1
Extention	1	1	1	1	1	1	1	1	1	1
Total General Fund	192	198	197	202	198	188	194	202	211	202
Road and Bridge Fund										
Public Works	28	28	29	32	-	-	-	-	-	-
Public Works Maintenance	-	-	-	-	18	16	18	18	17	17
Public Works Construction	-	-	-	-	6	5	5	6	6	6
Public Works Administration	-	-	-	-	3	3	3	3	3	3
Public Works Equipment Maintenance	-	-	-	-	2	1	1	1	1	1
Health and Human Services Fund										
Income Maintenance	31	32	37	39	39	39	41	45	42	47
Social Services	29	31	26	25	22	24	24	26	26	28
LTCC/Waiver Mngmnt	10	10	10	7	10	12	15	14	16	15
Health Education	7	7	5	7	9	8	7	7	7	11
Office Administration	3	2	3	3	3	3	3	3	3	3
Waste Management Fund										
Waste/Water Management	6	6	6	5	1	1	1	1	1	1
Recycling Center	-	-	-	-	4	3	4	4	4	3
Total Employees	306	314	313	320	315	303	316	330	337	337
Population (1)	46,212	46,103	46,148	46,110	46,003	46,033	46,240	46,304	46,403	n/a
Number of FTE's per 1,000 Population	6.62	6.81	6.78	6.94	6.85	6.58	6.83	7.13	7.26	n/a

Sources: U.S. Census Bureau (1); Goodhue County Finance & Taxpayer Services and Human Resources
n/a = not available

GOODHUE COUNTY
RED WING, MINNESOTA

**OPERATING INDICATORS BY FUNCTION
LAST TEN FISCAL YEARS**

Function/Program	2010	2011	2012	2013	2014	2015	2016	2017	2018	2019
General government										
Number of parcels in county	30,532	30,495	30,433	30,433	30,471	30,438	30,490	30,571	30,604	30,617
Number of registered voters (*not an election year)	27,803	*	27,706	*	27,914	*	28,323	*	28,761	*
Number of votes cast (*not an election year)	19,583	*	25,923	*	17,354	*	25,929	*	23,340	*
Voter turnout (%) (*not an election year)	70%		94%		62%		92%		81%	
Number of documents recorded	10,483	9,422	11,020	10,789	8,268	9,010	9,131	9,129	8,457	9,002
Public Works										
Road miles maintained	398.88	400.14	400.14	400.14	400.14	400.14	400.14	400.14	400.14	400.14
Maintenance cost per mile	\$ 6,739	\$ 7,039	\$ 7,729	\$ 8,346	\$ 9,115	\$ 8,498	\$ 10,045	\$ 10,264	\$ 11,410	\$ 12,948
Public safety										
Calls for service	15,547	15,658	13,977	13,416	13,140	14,069	14,277	13,903	13,127	13,324
Average Daily Population - Detention	66	59	77	59	95	124	126	124	103	98
Health & Human Services										
Average Monthly WIC Participants	990	912	792	706	749	765	697	676	619	623
Average Monthly Food Support Households	1,076	1,274	1,342	1,391	1,273	1,032	1,006	1,117	1,092	1,002

Source: Goodhue County Finance & Taxpayer Services, Public Works, Sheriff's Office and Health & Human Services

**GOODHUE COUNTY
RED WING, MINNESOTA**

**CAPITAL ASSETS AND INFRASTRUCTURE STATISTICS BY FUNCTION
LAST TEN FISCAL YEARS**

	2010	2011	2012	2013	2014	2015	2016	2017	2018	2019
Governmental activities:										
Municipal Buildings	12	12	12	12	12	12	12	12	12	12
Public Safety										
Patrol Vehicles	44	41	41	41	39	39	38	44	49	46
Public Works										
Road Miles	398.88	400.14	400.14	400.14	400.14	400.14	400.14	400.14	400.14	400.14
Snowplows	10	10	13	12	13	14	14	14	12	10

Source: Goodhue County Finance & Taxpayer Services

GOODHUE COUNTY, MINNESOTA

**SCHEDULE OF EXPENDITURES OF FEDERAL AWARDS
AND INDEPENDENT AUDITORS' REPORTS AS REQUIRED
BY *GOVERNMENT AUDITING STANDARDS*, UNIFORM GRANT
GUIDANCE, AND MINNESOTA STATUTES
YEAR ENDED DECEMBER 31, 2019**

**GOODHUE COUNTY, MINNESOTA
TABLE OF CONTENTS
YEAR ENDED DECEMBER 31, 2019**

INDEPENDENT AUDITORS' REPORT ON INTERNAL CONTROL OVER FINANCIAL REPORTING AND ON COMPLIANCE AND OTHER MATTERS BASED ON AN AUDIT OF FINANCIAL STATEMENTS PERFORMED IN ACCORDANCE WITH <i>GOVERNMENT AUDITING STANDARDS</i>	1
INDEPENDENT AUDITORS' REPORT ON COMPLIANCE FOR EACH MAJOR FEDERAL PROGRAM, REPORT ON INTERNAL CONTROL OVER COMPLIANCE, AND REPORT ON THE SCHEDULE OF EXPENDITURES OF FEDERAL AWARDS REQUIRED BY THE UNIFORM GUIDANCE	3
SCHEDULE OF FINDINGS AND QUESTIONED COSTS	6
SCHEDULE OF EXPENDITURES OF FEDERAL AWARDS	9
NOTES TO SCHEDULE OF EXPENDITURES OF FEDERAL AWARDS	10
INDEPENDENT AUDITORS' REPORT ON MINNESOTA LEGAL COMPLIANCE	11



**INDEPENDENT AUDITORS' REPORT ON INTERNAL CONTROL OVER FINANCIAL REPORTING
AND ON COMPLIANCE AND OTHER MATTERS BASED ON AN AUDIT OF FINANCIAL
STATEMENTS PERFORMED IN ACCORDANCE WITH *GOVERNMENT AUDITING STANDARDS***

Board of County Commissioners
Goodhue County
Red Wing, Minnesota

We have audited, in accordance with the auditing standards generally accepted in the United States of America and the standards applicable to financial audits contained in *Government Auditing Standards* issued by the Comptroller General of the United States, the financial statements of the governmental activities, each major fund, and the aggregate remaining fund information of Goodhue County (the County), as of and for the year ended December 31, 2019, and the related notes to the financial statements, which collectively comprise the County's basic financial statements, and have issued our report thereon dated May 22, 2020.

Internal Control Over Financial Reporting

In planning and performing our audit of the financial statements, we considered the County's internal control over financial reporting (internal control) to determine the audit procedures that are appropriate in the circumstances for the purpose of expressing our opinions on the financial statements, but not for the purpose of expressing an opinion on the effectiveness of the County's internal control. Accordingly, we do not express an opinion on the effectiveness of the County's internal control.

A *deficiency in internal control* exists when the design or operation of a control does not allow management or employees, in the normal course of performing their assigned functions, to prevent, or detect and correct, misstatements on a timely basis. A *material weakness* is a deficiency, or a combination of deficiencies, in internal control, such that there is a reasonable possibility that a material misstatement of the entity's financial statements will not be prevented, or detected and corrected on a timely basis. A *significant deficiency* is a deficiency, or a combination of deficiencies, in internal control that is less severe than a material weakness, yet important enough to merit attention by those charged with governance.

Our consideration of internal control was for the limited purpose described in the first paragraph of this section and was not designed to identify all deficiencies in internal control that might be material weaknesses or significant deficiencies and therefore, material weaknesses or significant deficiencies may exist that have not been identified. We did identify the deficiency in internal control, described in the accompanying schedule of findings and questioned costs as item 2019-001 that we consider to be a material weakness.

Compliance and Other Matters

As part of obtaining reasonable assurance about whether the County’s financial statements are free from material misstatement, we performed tests of its compliance with certain provisions of laws, regulations, contracts, and grant agreements, noncompliance with which could have a direct and material effect on the determination of financial statement amounts. However, providing an opinion on compliance with those provisions was not an objective of our audit and, accordingly, we do not express such an opinion. The results of our tests disclosed no instances of noncompliance or other matters that are required to be reported under *Government Auditing Standards*.

Goodhue County’s Response to Finding

Goodhue County’s response to the finding identified in our audit is described in the accompanying schedule of findings and questioned costs. Goodhue County’s response was not subjected to the auditing procedures applied in the audit of the financial statements and, accordingly, we express no opinion on it.

Purpose of this Report

The purpose of this report is solely to describe the scope of our testing of internal control and compliance and the results of that testing, and not to provide an opinion on the effectiveness of the County’s internal control or on compliance. This report is an integral part of an audit performed in accordance with *Government Auditing Standards* in considering the County’s internal control and compliance. Accordingly, this communication is not suitable for any other purpose.



CliftonLarsonAllen LLP

Brainerd, Minnesota
May 22, 2020

This Page Has Been Intentionally Left Blank.



**INDEPENDENT AUDITORS' REPORT ON COMPLIANCE FOR EACH MAJOR
FEDERAL PROGRAM, REPORT ON INTERNAL CONTROL OVER COMPLIANCE,
AND REPORT ON THE SCHEDULE OF EXPENDITURES OF
FEDERAL AWARDS REQUIRED BY THE UNIFORM GUIDANCE**

Board of County Commissioners
Goodhue County
Red Wing, Minnesota

Report on Compliance for Each Major Federal Program

We have audited Goodhue County's (the County) compliance with the types of compliance requirements described in the *OMB Compliance Supplement* that could have a direct and material effect on each of the County's major federal programs for the year ended December 31, 2019. The County's major federal programs are identified in the summary of auditors' results section of the accompanying schedule of findings and questioned costs.

Management's Responsibility

Management is responsible for compliance with federal statutes, regulations, and the terms and conditions of its federal awards applicable to its federal programs.

Auditors' Responsibility

Our responsibility is to express an opinion on compliance for each of the County's major federal programs based on our audit of the types of compliance requirements referred to above. We conducted our audit of compliance in accordance with auditing standards generally accepted in the United States of America; the standards applicable to financial audits contained in *Government Auditing Standards*, issued by the Comptroller General of the United States; and the audit requirements of Title 2 U.S. *Code of Federal Regulations* Part 200, *Uniform Administrative Requirements, Cost Principles, and Audit Requirements for Federal Awards* (Uniform Guidance). Those standards and the Uniform Guidance require that we plan and perform the audit to obtain reasonable assurance about whether noncompliance with the types of compliance requirements referred to above that could have a direct and material effect on a major federal program occurred. An audit includes examining, on a test basis, evidence about the County's compliance with those requirements and performing such other procedures as we considered necessary in the circumstances.

We believe that our audit provides a reasonable basis for our opinion on compliance for each major federal program. However, our audit does not provide a legal determination of the County's compliance.

Opinion on Each Major Federal Program

In our opinion, the County complied, in all material respects, with the types of compliance requirements referred to above that could have a direct and material effect on each of its major federal programs for the year ended December 31, 2019.

Report on Internal Control Over Compliance

Management of the County is responsible for establishing and maintaining effective internal control over compliance with the types of compliance requirements referred to above. In planning and performing our audit of compliance, we considered the County's internal control over compliance with the types of requirements that could have a direct and material effect on each major federal program to determine the auditing procedures that are appropriate in the circumstances for the purpose of expressing an opinion on compliance for each major federal program and to test and report on internal control over compliance in accordance with the Uniform Guidance, but not for the purpose of expressing an opinion on the effectiveness of internal control over compliance. Accordingly, we do not express an opinion on the effectiveness of the County's internal control over compliance.

A deficiency in internal control over compliance exists when the design or operation of a control over compliance does not allow management or employees, in the normal course of performing their assigned functions, to prevent, or detect and correct, noncompliance with a type of compliance requirement of a federal program on a timely basis. A *material weakness in internal control over compliance* is a deficiency, or combination of deficiencies, in internal control over compliance, such that there is a reasonable possibility that material noncompliance with a type of compliance requirement of a federal program will not be prevented, or detected and corrected, on a timely basis. A *significant deficiency in internal control over compliance* is a deficiency, or a combination of deficiencies, in internal control over compliance with a type of compliance requirement of a federal program that is less severe than a material weakness in internal control over compliance, yet important enough to merit attention by those charged with governance.


Our consideration of internal control over compliance was for the limited purpose described in the first paragraph of this section and was not designed to identify all deficiencies in internal control over compliance that might be material weaknesses or significant deficiencies. We did not identify any deficiencies in internal control over compliance that we consider to be material weaknesses. However, material weaknesses may exist that have not been identified.

Purpose of this Report

The purpose of this report on internal control over compliance is solely to describe the scope of our testing of internal control over compliance and the result of that testing based on the requirements of the Uniform Guidance. Accordingly, this report is not suitable for any other purpose.

Report on Schedule of Expenditures of Federal Awards Required by the Uniform Guidance

We have audited the financial statements of the governmental activities, each major fund, and the aggregate remaining fund information of the County as of and for the year ended December 31, 2019, and the related notes to the financial statements, which collectively comprise the County's basic financial statements. We issued our report thereon dated May 22, 2020, which contained unmodified opinions on those financial statements. Our audit was conducted for the purpose of forming opinions on the financial statements that collectively comprise the basic financial statements. The accompanying schedule of expenditures of federal awards is presented for purposes of additional analysis as required by the Uniform Guidance and is not a required part of the basic financial statements. Such information is the responsibility of management and was derived from, and relates directly to, the underlying accounting and other records used to prepare the basic financial statements. The information has been subjected to the auditing procedures applied in the audit of the financial statements and certain additional procedures, including comparing and reconciling such information directly to the underlying accounting and other records used to prepare the basic financial statements or to the basic financial statements themselves, and other additional procedures in accordance with auditing standards generally accepted in the United States of America. In our opinion, the schedule of expenditure of federal awards is fairly stated in all material respects in relation to the basic financial statements as a whole.



CliftonLarsonAllen LLP

Brainerd, Minnesota
May 22, 2020

This Page Has Been Intentionally Left Blank.

**GOODHUE COUNTY, MINNESOTA
SCHEDULE OF FINDINGS AND QUESTIONED COSTS
YEAR ENDED DECEMBER 31, 2019**

SUMMARY OF AUDITORS' RESULTS

Financial Statements

Type of auditor's report issued: *Unmodified*

Internal control over financial reporting:

- Material weakness(es) identified? X yes no
- Significant deficiency(ies) identified? yes X none reported

Noncompliance material to financial statements noted? yes X no

Federal Awards

Internal control over major programs:

- Material weakness(es) identified? yes X no
- Significant deficiency(ies) identified? yes X none reported

Type of auditor's report issued on compliance for major programs: *Unmodified*

Any audit findings disclosed that are required to be reported in accordance with 2 CFR 200.516(a)? yes X no

Identification of major programs:

<u>CFDA Numbers</u>	<u>Name of Federal Program or Cluster</u>
93.563	Child Support Enforcement
93.778	Medical Assistance Program (Medicaid Cluster)

Dollar threshold used to distinguish between Type A and Type B programs: \$750,000

Auditee qualified as low-risk auditee? yes X No

**GOODHUE COUNTY, MINNESOTA
SCHEDULE OF FINDINGS AND QUESTIONED COSTS (CONTINUED)
YEAR ENDED DECEMBER 31, 2019**

**MATERIAL WEAKNESSES RELATED TO FINANCIAL STATEMENTS AUDITED IN ACCORDANCE
WITH GOVERNMENT AUDITING STANDARDS**

SEGREGATION OF DUTIES (2019-001)

Criteria: Internal controls should be designed to provide for an adequate segregation of duties so no one individual handles a transaction from inception to completion.

Condition and Context: Several of the County's departments that collect fees lack proper segregation of duties. Specifically, we noted this issue in our review of receipting procedures in the Adult Detention Center Office, Veteran's Services Office, and County Recorder's Office.

Possible Effect: Inadequate segregation of duties could adversely affect the County's ability to detect misstatements in amounts that would be material in relation to the financial statements in a timely period by employees in the normal course of performing their assigned functions.

Cause: The County indicated it is not cost-effective to hire additional qualified accounting staff in each small fee office in order to segregate duties.

Recommendation: We recommend the County's elected officials and management be aware of the lack of segregation of duties of the accounting functions and, where possible, implement oversight procedures to ensure the internal control policies and procedures are being implemented by staff to the extent possible.

Repeat Finding: Finding is a repeat finding from the prior year identified as Finding 2018-001.

View of Responsible Officials and Planned Corrective Actions: There is no disagreement with the audit finding. The county will review the accounting functions and segregate them if deemed cost-beneficial.

**GOODHUE COUNTY, MINNESOTA
 SCHEDULE OF FINDINGS AND QUESTIONED COSTS (CONTINUED)
 YEAR ENDED DECEMBER 31, 2019**

SUMMARY OF PRIOR AUDIT FINDINGS:

Comment Reference	Comment Title	Status	Corrective Action or Other Explanation
2018-001	Segregation of Duties	Not Corrected	See Current Year Finding 2019-001
2018-002	Case File Reviews	Corrected	N/A
2018-003	Eligibility Documentation Over Assets	Corrected	N/A
2018-004	Procurement, Suspension, and Debarment	Corrected	N/A

**GOODHUE COUNTY, MINNESOTA
SCHEDULE OF EXPENDITURES OF FEDERAL AWARDS
YEAR ENDED DECEMBER 31, 2019**

Federal Grantor Pass-Through Agency Program or Cluster Title	Federal CFDA Number	Pass-Through Grant Numbers	Expenditures	Passed Through to Subrecipients
U.S. Department of Agriculture				
Passed through Minnesota Department of Health WIC Special Supplemental Nutrition Program for Women, Infants, and Children	10.557	16162MN004W1003	\$ 204,095	\$ -
Passed Through Minnesota Department of Human Services State Administrative Matching Grants for the Supplemental Nutrition Assistance Program (Total expenditures for SNAP cluster 10.561 \$434,488)	10.561	192MN101S2514	434,488	-
Total U.S. Department of Agriculture			638,583	-
U.S. Department of the Interior				
Direct Payments in Lieu of Taxes	15.226	N/A, Direct	10,177	-
U.S. Department of Justice				
Direct Drug Court Discretionary Grant Program	16.585	N/A, Direct	44,751	-
State Criminal Alien Assistance Program	16.606	N/A, Direct	3,875	-
Bulletproof Vest Partnership Program	16.607	N/A, Direct	1,162	-
Total U.S. Department of Justice			49,788	-
U.S. Department of Transportation				
Passed Through Minnesota Department of Public Safety Highway Safety Cluster State and Community Highway Safety	20.600	A-ENFRC19-2019-GOODHUSD-059	29,564	-
National Priority Safety Programs (Total expenditures for Highway Safety cluster 20.616 \$34,529)	20.616	A-ENFRC19-2019-GOODHUSD-059	4,965	-
Minimum Penalties for Repeat Offenders for Driving While Intoxicated	20.608	A-ENFRC19-2019-GOODHUSD-059	5,152	-
Total U.S. Department of Transportation			39,681	-
U.S. Department of Education				
Passed Through Minnesota Department of Health Special Education - Grants for Infants and Families	84.181	H181A110029	648	-
U.S. Department of Health and Human Services				
Passed Through Minnesota Department of Health Public Health Emergency Preparedness	93.069	6 NU90TP921911-01-04	51,569	-
Early Hearing Detection and Intervention	93.251	H61MC00035	1,500	-
Temporary Assistance for Needy Families (Total expenditures 93.558 and TANF cluster \$346,960)	93.558	1901MNTANF	47,852	-
Maternal and Child Health Services Block Grant to the States	93.994	B04MC29349	41,685	-
Passed Through Minnesota Department of Human Services Comprehensive Community Mental Health Services for Children with Serious Emotional Disturbances (SED)	93.104	SM080155	41,414	-
Promoting Safe and Stable Families	93.556	G-1801MNFPS	6,480	-
Temporary Assistance for Needy Families (Total expenditures 93.558 and TANF cluster \$346,960)	93.558	1901MNTANF	299,108	-
Child Support Enforcement	93.563	1901MNCEST	20,904	-
Child Support Enforcement (Total expenditures for Child Support Enforcement 93.563 \$1,009,508)	93.563	1901MNCSES	988,604	-
Refugee and Entrant Assistance - State/Replacement Designee Administered Programs	93.566	1901MNRCA	538	-
Child Care Mandatory and Matching Funds of the Child Care and Development Fund (Total expenditures for CCDF cluster 93.575 \$20,067)	93.596	G1901MNCDF	20,067	-
Community-Based Child Abuse Prevention Grants	93.590	G-1801MNBCAP	16,881	-
Stephanie Tubbs Jones Child Welfare Services Program	93.645	G-1801MNCWSS	5,730	-
Foster Care - Title IV-E	93.658	1901MNFOS	527,973	-
Social Services Block Grant	93.667	G-1901MNSOSR	199,770	-
John H. Chafee Foster Care Program for Successful Transition to Adulthood	93.674	G-1901MNCILP	7,803	-
Children's Health Insurance Program	93.767	1905MN5021	384	-
Medical Assistance Program (Total expenditures for Medicaid cluster 93.778 \$1,638,482)	93.778	1905MN5ADM	1,638,482	-
Total U.S. Department of Health and Human Services			3,916,744	-
U.S. Department of Homeland Security				
Direct Port Security Grant Program	97.056	N/A, Direct	69,036	-
Passed Through Minnesota Department of Natural Resources Boating Safety Financial Assistance	97.012	3315FAS150127	5,875	-
Total U.S. Department of Homeland Security			74,911	-
Total Federal Awards			\$ 4,730,532	\$ -

The Notes to the Schedule of Expenditures of Federal Awards are an integrated part of this schedule.

**GOODHUE COUNTY, MINNESOTA
NOTES TO SCHEDULE OF EXPENDITURES OF FEDERAL AWARDS
YEAR ENDED DECEMBER 31, 2019**

NOTE 1 REPORTING ENTITY

The schedule of expenditures of federal awards (the Schedule) presents the activities of federal award programs expended by Goodhue County (the County). The County's reporting entity is defined in Note 1 to the financial statements.

NOTE 2 BASIS OF PRESENTATION

The accompanying schedule of expenditures of federal awards includes the federal award activity of Goodhue County under programs of the federal government for the year ended December 31, 2019. The information in this schedule is presented in accordance with the requirements of 2 CFR Part 200, *Uniform Administrative Requirements, Cost Principles, and Audit Requirements for Federal Awards* (Uniform Guidance). Because the schedule presents only a selected portion of the operations of Goodhue County, it is not intended to and does not present the financial position, changes in net position, or cash flows of Goodhue County.

NOTE 3 SUMMARY OF SIGNIFICANT ACCOUNTING POLICIES

Expenditures reported on the schedule are reported on the modified accrual basis of accounting. Such expenditures are recognized following the cost principles contained in Title 2 U.S. *Code of Federal Regulations* Part 200, *Uniform Administrative Requirements, Cost Principles, and Audit Requirements for Federal Awards*, wherein certain types of expenditures are not allowable or are limited as to reimbursement. The County has elected not to use the 10-percent de minimis indirect cost rate as allowed under the Uniform Guidance.

NOTE 4 RECONCILIATION TO SCHEDULE OF INTERGOVERNMENTAL REVENUE

RECONCILIATION TO SCHEDULE OF INTERGOVERNMENTAL REVENUE

Federal grant revenue per Schedule of Intergovernmental Revenue	\$ 4,659,076
Grants deferred in 2018 and recognized in 2019	
State and Community Highway Safety (CFDA #20.600)	(377)
Minimum Penalties for Repeat Offenders for Driving While Intoxicated (CFDA #20.608)	(2,477)
Promoting Safe and Stable Families (CFDA #93.556)	(2,685)
Temporary Assistance for Needy Families (CFDA #93.558)	(44,878)
Community-Based Child Abuse Prevention Grants (CFDA #93.590)	(6,670)
Stephanie Tubbs Jones Child Welfare Services Program (CFDA #93.645)	(2,550)
John H. Chafee Foster Care Program for Successful Transition to Adulthood (CFDA #93.674)	(2,947)
Emergency Management Performance Grants (CFDA #97.042)	(6,655)
Grants deferred in 2019	
State and Community Highway Safety (CFDA #20.600)	777
Minimum Penalties for Repeat Offenders for Driving While Intoxicated (CFDA #20.608)	2,146
National Priority Safety Programs (CFDA #20.616)	433
Early Hearing Detection and Intervention (CFDA #93.251)	600
Promoting Safe and Stable Families (CFDA #93.556)	281
Temporary Assistance for Needy Families (CFDA #93.558)	45,662
Child Care Mandatory and Matching Funds of the Child Care and Development Fund (CFDA #93.596)	1,660
Stephanie Tubbs Jones Child Welfare Services Program (CFDA #93.645)	844
Foster Care - Title IV-E (CFDA #93.658)	77,570
John H. Chafee Foster Care Program for Successful Transition to Adulthood (CFDA #93.674)	3,025
Maternal and Child Health Services Block Grant to the States (CFDA #93.994)	7,697
Expenditures per Schedule of Federal Awards	<u>7,697</u>
	<u>\$ 4,730,532</u>

The Notes to the Schedule of Expenditures of Federal Awards are an integrated part of this schedule

This Page Has Been Intentionally Left Blank.



INDEPENDENT AUDITORS' REPORT ON MINNESOTA LEGAL COMPLIANCE

Board of County Commissioners
Goodhue County
Red Wing, Minnesota

We have audited, in accordance with auditing standards generally accepted in the United States of America and the standards applicable to financial audits contained in *Governmental Auditing Standards*, issued by the Comptroller General of the United States, the financial statements of the governmental activities, each major fund, and the aggregate remaining fund information of Goodhue County, Minnesota (the County), as of December 31, 2019, and the related notes to the financial statements, which collectively comprise the County's basic financial statements and have issued our report thereon dated May 22, 2020.

In connection with our audit, nothing came to our attention that caused us to believe that Goodhue County failed to comply with the provisions of the contracting and bidding, deposits and investments, conflicts of interest, public indebtedness, claims and disbursements, and miscellaneous provisions sections of the *Minnesota Legal Compliance Audit Guide for Counties*, promulgated by the State Auditor pursuant to Minn. Stat. §6.65, insofar as they relate to accounting matters. However, our audit was not directed primarily toward obtaining knowledge of such noncompliance. Accordingly, had we performed additional procedures, other matters may have come to our attention regarding the County's noncompliance with the above-referenced provisions, insofar as they relate to accounting matters.

The purpose of this report is solely to describe the scope of our testing of compliance relating to the provisions of the *Minnesota Legal Compliance Audit Guide for Counties* and the results of that testing, and not to provide an opinion on compliance. Accordingly, this report is not suitable for any other purpose.

CliftonLarsonAllen LLP

CliftonLarsonAllen LLP

Brainerd, Minnesota
May 22, 2020



Board of Commissioners
Goodhue County
Red Wing, Minnesota

We have audited the financial statements of the governmental activities, each major fund, and the aggregate remaining fund information of Goodhue County as of and for the year ended December 31, 2019, and have issued our report thereon dated May 22, 2020. We have previously communicated to you information about our responsibilities under auditing standards generally accepted in the United States of America, *Government Auditing Standards*, and Title 2 U.S. *Code of Federal Regulations Part 200, Uniform Administrative Requirements, Cost Principles, and Audit Requirements for Federal Awards* (Uniform Guidance), as well as certain information related to the planned scope and timing of our audit. Professional standards also require that we communicate to you the following information related to our audit.

Significant audit findings

Qualitative aspects of accounting practices

Accounting policies

Management is responsible for the selection and use of appropriate accounting policies. The significant accounting policies used by Goodhue County are described in Note 1 to the financial statements.

As described in Note 7, the County changed accounting policies related to its accounting for fiduciary activities by adopting Statement of Governmental Accounting Standards (GASB Statement) No. 84, *Fiduciary Activities*, in 2019. The statement provides guidance regarding the identification of fiduciary activities for accounting and reporting purposes and how those activities should be reported. Net Position and Fund Balance were restated to reflect the prior year balance.

We noted no transactions entered into by the entity during the year for which there is a lack of authoritative guidance or consensus. All significant transactions have been recognized in the financial statements in the proper period.

Accounting estimates

Accounting estimates are an integral part of the financial statements prepared by management and are based on management's knowledge and experience about past and current events and assumptions about future events. Certain accounting estimates are particularly sensitive because of their significance to the financial statements and because of the possibility that future events affecting them may differ significantly from those expected. The most sensitive estimates affecting the financial statements (were):

- Management's estimate of the useful lives for depreciation is based on the Minnesota Office of the State Auditor's published guideline and historical practice. The useful life of a depreciable asset determines the amount of depreciation that will be recorded in any given reporting period as well as the amount of accumulated depreciation. We evaluated the key factors and assumptions used to develop the useful lives for depreciation in determining that it is reasonable in relation to the financial statements taken as a whole.

Qualitative aspects of accounting practices

Accounting estimates (continued)

- Management's estimate of the allowance for doubtful accounts is based on the direct write-off method as write-off of accounts is very seldom applicable in the county. We evaluated the key factors and assumptions used to develop the allowance for doubtful accounts in determining that it is reasonable in relation to the financial statements taken as a whole.
- Management's estimate of accrued compensated absences is based on assumptions involving the probability of employees becoming eligible to receive the benefits (vesting). The current portion of this liability is based on an estimate of what portion will be used within one year. We evaluated the key factors and assumptions used to develop the accrued compensated absences in determining that it is reasonable in relation to the financial statements taken as a whole.
- Management's estimate of landfill closure and postclosure care is based on capacity used, costs to close, and monitor, in accordance with GASB Statement No. 18. This estimate is based on estimates provided by the County Engineer and approved by the state of Minnesota.
- Management's estimate of the fair value of investments is based on their fair value of the investments as of December 31, 2019 as provided by a third party. We evaluated the key factors and assumptions used to develop the fair market value of investments in determining that it is reasonable in relation to the financial statements taken as a whole.
- Management's estimate of the net pension liability is based on the Public Employee Retirement Association (PERA)'s analysis on current year contributions to the plan. We evaluated the key factors and assumptions used to estimate the liability in determining that it is reasonable in relation to the financial statements taken as a whole.
- Management's estimate of other postemployment benefits payable is based on an actuarial study performed by an independent third party and the County's historical activity. We evaluated the key factors and assumptions used to develop the other postemployment benefits payable in determining that it is reasonable in relation to the financial statements taken as a whole.

Financial statement disclosures

Certain financial statement disclosures are particularly sensitive because of their significance to financial statement users. There were no particularly sensitive financial statement disclosures.

The financial statement disclosures are neutral, consistent, and clear.

Difficulties encountered in performing the audit

We encountered no significant difficulties in dealing with management in performing and completing our audit.

Uncorrected misstatements

Professional standards require us to accumulate all misstatements identified during the audit, other than those that are clearly trivial, and communicate them to the appropriate level of management. Management did not identify and we did not notify them of any uncorrected financial statement misstatements.

Corrected misstatements

Management did not identify and we did not notify them of any financial statement misstatements detected as a result of audit procedures.

Disagreements with management

For purposes of this letter, a disagreement with management is a financial accounting, reporting, or auditing matter, whether or not resolved to our satisfaction, that could be significant to the financial statements or the auditors' report. No such disagreements arose during our audit.

Management representations

We have requested certain representations from management that are included in the management representation letter dated May 22, 2020.

Management consultations with other independent accountants

In some cases, management may decide to consult with other accountants about auditing and accounting matters, similar to obtaining a "second opinion" on certain situations. If a consultation involves application of an accounting principle to the entity's financial statements or a determination of the type of auditors' opinion that may be expressed on those statements, our professional standards require the consulting accountant to check with us to determine that the consultant has all the relevant facts. To our knowledge, there were no such consultations with other accountants.

Significant issues discussed with management prior to engagement

We generally discuss a variety of matters, including the application of accounting principles and auditing standards, with management each year prior to engagement as the entity's auditors. However, these discussions occurred in the normal course of our professional relationship and our responses were not a condition to our engagement.

Other audit findings or issues

We have provided a separate letter to you dated May 22, 2020, communicating internal control related matters identified during the audit.

Other information in documents containing audited financial statements

With respect to the required supplementary information (RSI) accompanying the financial statements, we made certain inquiries of management about the methods of preparing the RSI, including whether the RSI has been measured and presented in accordance with prescribed guidelines, whether the methods of measurement and preparation have been changed from the prior period and the reasons for any such changes, and whether there were any significant assumptions or interpretations underlying the measurement or presentation of the RSI. We compared the RSI for consistency with management's responses to the foregoing inquiries, the basic financial statements, and other knowledge obtained during the audit of the basic financial statements. Because these limited procedures do not provide sufficient evidence, we did not express an opinion or provide any assurance on the RSI.

With respect to the schedule of expenditures of federal awards (SEFA) accompanying the financial statements, on which we were engaged to report in relation to the financial statements as a whole, we made certain inquiries of management and evaluated the form, content, and methods of preparing the SEFA to determine that the SEFA complies with the requirements of the Uniform Guidance, the method of preparing it has not changed from the prior period or the reasons for such changes, and the SEFA is appropriate and complete in relation to our audit of the financial statements. We compared and

Other information in documents containing audited financial statements (continued)

reconciled the SEFA to the underlying accounting records used to prepare the financial statements or to the financial statements themselves. We have issued our report thereon dated May 22, 2020.

With respect to the budgetary comparison schedule – debt service fund, budgetary comparison schedule – waste management special revenue fund, combining statement of fiduciary net position, combining statement of changes in fiduciary net position, the schedules of intergovernmental revenue, schedule of expenditures of federal awards (collectively, the supplementary information) accompanying the financial statements, on which we were engaged to report in relation to the financial statements as a whole, we made certain inquiries of management and evaluated the form, content, and methods of preparing the information to determine that the information complies with accounting principles generally accepted in the United States of America, the method of preparing it has not changed from the prior period or the reasons for such changes, and the information is appropriate and complete in relation to our audit of the financial statements. We compared and reconciled the supplementary information to the underlying accounting records used to prepare the financial statements or to the financial statements themselves. We have issued our report thereon dated May 22, 2020.

Other information is being included in documents containing the audited financial statements and the auditors' report thereon. Our responsibility for such other information does not extend beyond the financial information identified in our auditors' report. We have no responsibility for determining whether such other information is properly stated and do not have an obligation to perform any procedures to corroborate other information contained in such documents. As required by professional standards, we read the Introductory, Tax Capacity, Tax Rates, Levies and Percentage of Collections, and Statistical Sections (the other information) in order to identify material inconsistencies between the audited financial statements and the other information. We did not identify any material inconsistencies between the other information and the audited financial statements

Our auditors' opinion, the audited financial statements, and the notes to financial statements should only be used in their entirety. Inclusion of the audited financial statements in a document you prepare, such as an annual report, should be done only with our prior approval and review of the document.

* * *

This communication is intended solely for the information and use of the board of commissioners and management of Goodhue County and is not intended to be, and should not be, used by anyone other than these specified parties.



CliftonLarsonAllen LLP

Brainerd, Minnesota
May 22, 2020